

# Plaff-on!

## Joan Gaspar

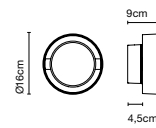
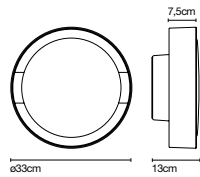
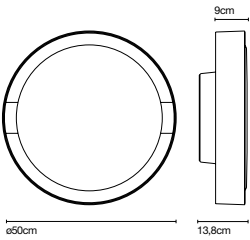
**marset**



Plaff-on! 50 IP54

Plaff-on! 33 IP54

Plaff-on! 16 IP65



A ceiling lamp whose beauty lies in its simplicity and clarity, offering multiple lighting effects thanks to its design.



Only available for Plaff-on! 16 IP65.

**Plaff-on! 50 IP54**

4x E27 LED Standard 8W

**Plaff-on! 50 LED IP54**

Light Source:  
LED SMD 700mA 28,4W 2700K CRI90 3318lm

Luminaire:  
220 - 240 VAC TRIAC 34W 2172lm  
220 - 240 VAC DALI 33,25W 2172lm

Available 3CCT: 2700K, 3000K, 4000K

**Plaff-on! 33 IP54**

2x E27 LED Standard 8W

**Plaff-on! 33 LED IP54**

Light Source:  
LED SMD 700mA 21,8W 2700K CRI90 2654lm

Luminaire:  
220 - 240 VAC TRIAC 27W 1941lm  
220 - 240 VAC DALI 26,1W 1941lm

Available 3CCT: 2700K, 3000K, 4000K

**Plaff-on! 16 IP65**

Light Source:  
LED COB 230 VAC 8W 2700K CRI90 571lm

Luminaire:  
230 VAC TRIAC 8,47W 225lm

LED included

Ring made of lacquered aluminium which supports an opal blown glass shade.

**Structure**

- Black
- Rust Brown (available only for Plaff-on! IP65)

**Diffuser**

dimmable

(Only LED versions)

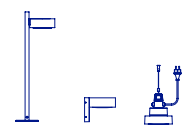
IP54

IP65



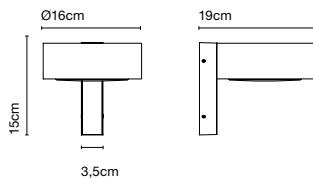
- [Download](#) Assembly Instructions
- [Download](#) Photometric Data
- [Download](#) 2D
- [Download](#) 3D

**Range**





**Plaff-on! A IP65**



**Plaff-on! A IP65**

Light Source:  
LED COB 230 VAC 8W 2700K CRI90 571lm

Luminaire:  
230 VAC TRIAC 8,47W 225lm

LED included

**Structure made of lacquered aluminium which supports an opal blown glass shade.**

- Black
- Rust Brown

dimmable

IP65




[Download](#) Assembly Instructions

[Download](#) Photometric Data

[Download](#) 2D

[Download](#) 3D

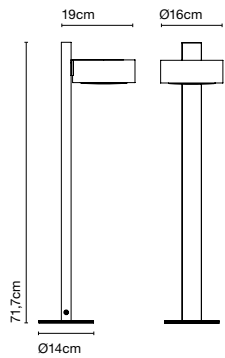
**Range**



This new outdoor version features a perpendicular mount to project the light downward while still allowing light to flow smoothly through the open top.



**Plaff-on! B IP65**



**Plaff-on! B IP65**

Light Source:  
LED COB 230 VAC 8W 2700K CRI90 571lm

Luminaire:  
230 VAC TRIAC 8,47W 225lm

LED included

**Structure made of lacquered aluminium which supports an opal blown glass shade.**


- Black
- Rust Brown

dimmable IP65



- [Download](#) Photometric Data
- [Download](#) 2D
- [Download](#) 3D
- [Download](#) Energy label

**Range**

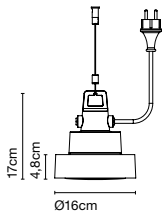


info@marset.com  
www.marset.com

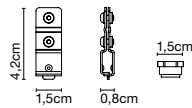
This bollard version is conceived as a step light or to be immersed in a garden. It projects the light downward while still allowing light to flow smoothly through the open top.



**Plaff-on! S16 IP65**



**Garland accessory**



**Canopy IP65**



**Plaff-on! S16 IP65**

Light Source:  
LED COB 230 VAC 8W  
2700K CRI90 571lm

Luminaire:  
230 VAC TRIAC 8,47W  
225lm

LED included

**Structure made of lacquered aluminium which supports an opal blown glass shade.**

- Black
- Rust Brown

dimmable

IP65



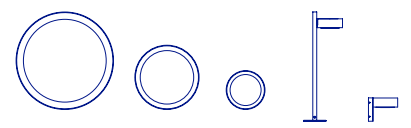
- [Download](#) Assembly Instructions
- [Download](#) Photometric Data
- [Download](#) 2D
- [Download](#) 3D



Garland accessory

info@marset.com  
www.marset.com

**Range**



This new outdoor version features a perpendicular mount to project the light downward while still allowing light to flow smoothly through the open top.