

**a**

emotional light

[www.a-emotionallight.com](http://www.a-emotionallight.com)

handmade in Spain



# INDEX ÍNDICE

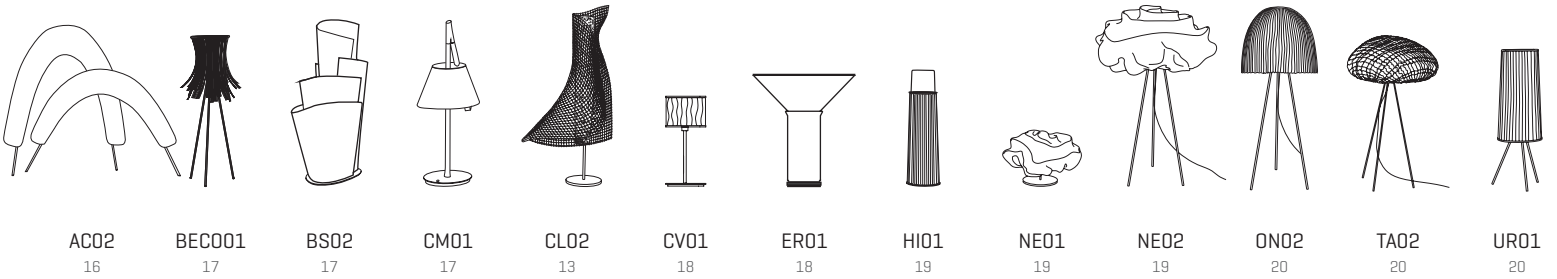
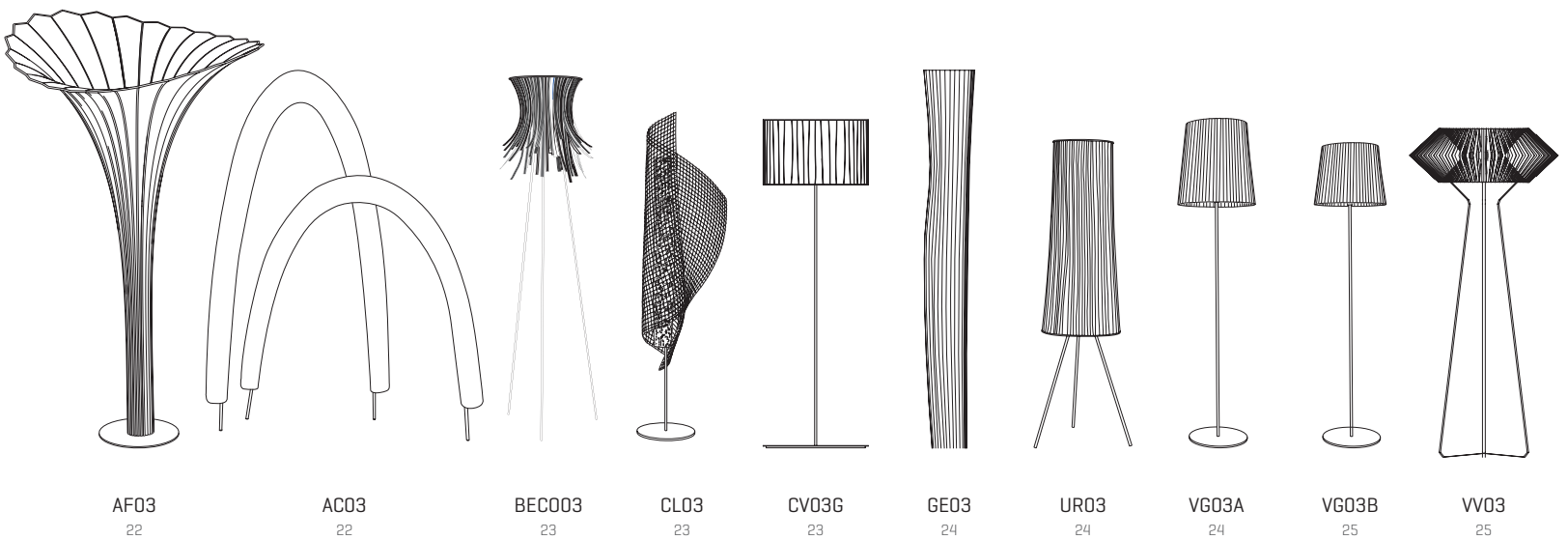



TABLE LAMPS | LÁMPARAS DE MESA  
16 - 20



FLOOR LAMPS | LÁMPARAS DE PIE  
22 - 25



A104  
26



AG104  
27



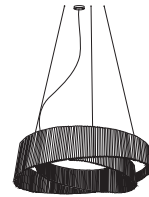
AG204  
27-28



AG304  
28



AG404  
29



AN04  
29



AN05  
30



BAP104  
30-31



BARE04  
31-32




BALA04  
32-33



BEC004  
33



BL04  
34



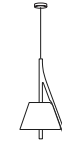
B004  
34



CB04  
34



CB04G  
35



CM104  
35



CM104G  
35



CM304  
36



CM304G  
36



CA04A  
36-37



CA04B  
37



CA04AG  
38



COCY04  
38-39



COGA04  
39



CORE04  
40



COSE04  
40-41



COAU04  
41



COAU04G  
42



CV04-1  
42



CV04  
43



CV04G  
43



FL04  
43



GE04  
44



IN04-Mini  
45



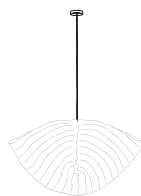
IN04  
45



LA04-Mini  
45-46



LA04  
46



LA04G  
47



LS04  
47-48



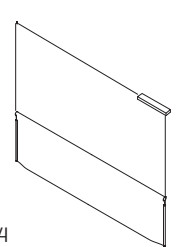
LS04G  
48



MY04  
49



MY04G  
49



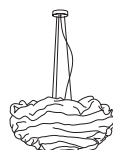
NB04  
49



NE04-1  
50



NE04  
50



NE04G  
51



ON04-MINI  
51



ON04-1  
52



ON04  
52-53



ON04G  
53



PA104  
54



PA204  
54



PA304  
54



PL04-MINI  
55



PL04  
55



TA04-1  
55-56



TA04  
56



TA04G  
56



TEAN04  
57



TEVI04  
58



UR104  
59



UR204  
59-60



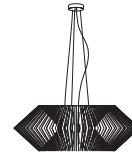
UR304  
60



VG04A  
61



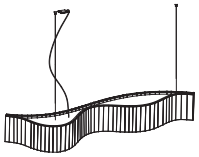
VG04B  
62




VV04  
63



VV04G  
63



VN04-LD  
63



WD04  
64

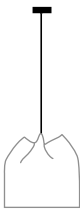
OUTDOOR LAMPS | LÁMPARAS DE EXTERIOR



HI01  
19



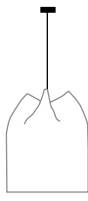
AG104-EXT  
21



AG204-EXT  
28



AG304-EXT  
28



AG404-EXT  
29



BAPI04-EXT  
31



BARE04-EXT  
32



BALA04-EXT  
33



GE04-EXT  
44



TEAN04-EXT  
57



TEVI04-EXT  
58

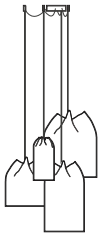


VG04A-EXT  
61

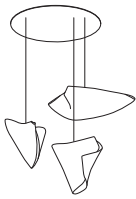


VG04B-EXT  
62

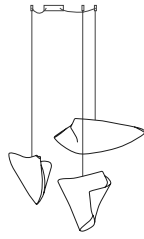
COMPOSITIONS | COMPOSICIONES  
66 - 72



AG04-4-P  
66



BA04-3  
66



BA04-3-P  
66



C004-3  
67




C004-3-P  
67



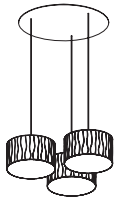
C004-5  
67



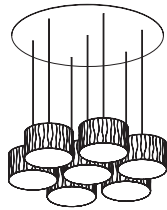
C004-5-P  
68



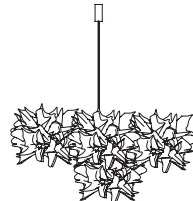
C004-10  
68



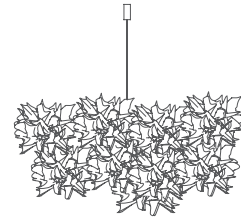
CV04C-3  
68



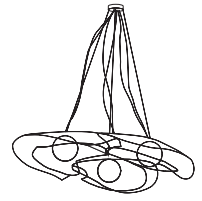
CV04-7  
69



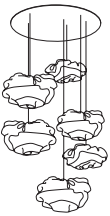
FL04-4  
69



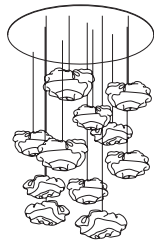
FL04-16  
69



MY04-3  
70



NE04-6  
70



NE04-11  
70



TA04-3  
71



TA04-5  
71



TA04-10  
71



UR04-3  
72

WALL & CEILING LAMPS | APLIQUES Y PLAFONES  
74 - 84



BA06  
74



BL06  
74



B006  
75



CR06  
75



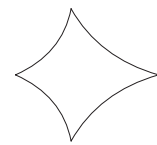
CV06  
76



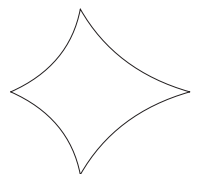
GE06  
76



KL06  
77



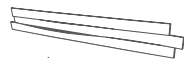
KT06-LD  
77



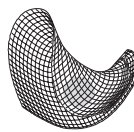
KT06G-LD  
78



LI06  
78



LI06G  
78-79



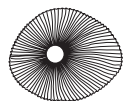
MY06  
79



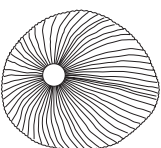
NE06P  
79-80




NE06  
80




ON06  
81



ON06G  
81



PM06R-LD  
82



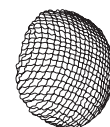
PM06PR-LD  
82



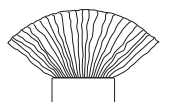
TA06  
82-83



TA06P  
83



TA06G  
84



VE06  
84

**MATERIALS**  
**MATERIALES**



## 1 Painted stainless steel mesh Malla de acero inoxidable pintada

The stainless steel mesh is a cold industrial material that through manual techniques is converted into lamps. The physical characteristics of these materials allows through methods developed by our team, they can be folded, molded and cut resulting in creative freedom designs. The paint finish adds to this resistant and compact material a greater durability and facilitates its maintenance and cleaning.

**Colors & codes:** White [BL], beige [BE], grey [G], taupe [T].

**NCS Code:** White [S 0500-N], beige [S 3020-Y30R], grey [S 2500-N], taupe [S 3005-Y80R].

**Collections:** Africa, Agasallo, Anel, Ballet, Blossom, Coral, Cors, Gea, Hipatia, Inn, Kala, Kite, Lea, Luisa, Nebra, Nevo, Onn, Planum, Tati, Tempo, Ura, Virginia, Venus. Clara and Mytilus only available in white. Cambo only available in black or white.

La malla de acero inoxidable es un material frío de carácter industrial que a través de técnicas manuales se convierte en lámparas. Las características físicas de este material permite que a través de métodos desarrollados por nuestro equipo, se pueda plegar, moldear y cortar consiguiendo libertad creativa en los diseños. El acabado de pintura suma a este material resistente y compacto una mayor durabilidad y facilita su mantenimiento y limpieza.

**Colores y códigos:** Blanco [BL], beige [BE], gris [G], topo [T].

**Código NCS:** Blanco [S 0500-N], beige [S 3020-Y30R], gris [S 2500-N], topo [S 3005-Y80R].

**Colecciones:** Africa, Agasallo, Anel, Ballet, Blossom, Coral, Cors, Gea, Hipatia, Inn, Kala, Kite, Lea, Luisa, Nebra, Nevo, Onn, Planum, Tati, Tempo, Ura, Virginia, Venus.

Clara y Mytilus solo disponibles en blanco.

Cambo solo disponible en negro o blanco.

## 2 Cellulose cord Cordón de celulosa

The pressed cellulose cord is a pleasant texture material and has a wide range of colors. This medium flammability component is obtained from pressed cellulose and is molded using its own techniques. Due to its physical characteristics it is not recommended to wet the material for cleaning.

**Colors & codes:** White [42], grey [43], red [46], brown [47], gold yellow [48], medium brown [49], beige [50], green [51], blue [52].

**Collection:** Caos.

Arc only available in white.

El cordón de celulosa prensada es un material de agradable textura y que presenta una amplia gama de colores. Este componente de flamabilidad media se obtiene de celulosa prensada y a través de técnicas propias, se moldea. Debido a sus características físicas no se recomienda mojar el material para su limpieza.

**Colores y códigos:** Blanco [42], gris [43], rojo [46], marrón [47], amarillo oro [48], marrón medio [49], beige [50], verde [51], azul [52].

**Colección:** Caos.

Arc solo disponible en blanco.

## 3 Painted stainless steel thread Hilo de acero inoxidable

The stainless steel thread interlaced and embroidered on itself, creates random, light, seemingly fragile volumes, but durable thanks to the sturdiness that paint finish brings.

**Colors & codes:** White [B].

**Collections:** Blum, Pili.

El hilo de acero inoxidable entrelazado y embrollado sobre sí mismo, crea volúmenes aleatorios, ligeros, aparentemente frágiles, pero resistentes gracias a la dureza que le aporta la pintura.

**Colores y códigos:** Blanco [B].

**Colecciones:** Blum, Pili.

## 4 Galvanized steel mesh Malla de acero galvanizado

The application of galvanized steel mesh is another example of a different use of the material. The malleability of this material and its hollow light allows it, through painting processes, to become a material with a delicate appearance but of high quality and durability.

**Color & code:** White [B].

**Collection:** Fluo.

La utilización de la malla de acero galvanizado es otro ejemplo de descontextualización de un material. La maleabilidad de este material y su hueco de luz permite que, a través de procesos de pintado, se convierta en un material con apariencia delicada pero de alta calidad y durabilidad.

**Color y código:** Blanco [B].

**Colección:** Fluo.

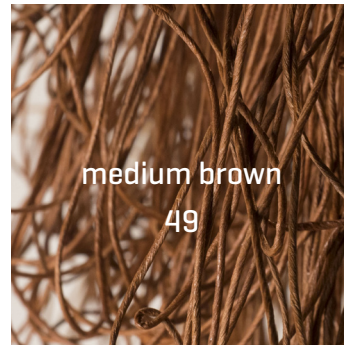
1








2



3



4



## 5 Glass Vidrio

Our semi-handmade glass presents irregular watermarks that gives personality to this material. This opalescent glass comes in a wide range of bright colors.

### Colors & codes:

White [02], sand [87], dark amber [89], brown [90], beige [95].

El color beige [95] solo está disponible para la combinación con marrón [90] en la colección Vento.

**Collections:** Curvas, Vento.

El carácter semiartesanal de nuestro vidrio presenta irregularidades en forma de aguas que dota de personalidad este material. Este vidrio opalescente se presenta en una amplia gama de colores brillantes.

### Colores y códigos:

Blanco [02], arena [87], ámbar oscuro [89], marrón [90], beige [95].

The beige color [95] is only available in combination with brown [90] for the Vento collection.

**Colecciones:** Curvas, Vento.

## 8 Birch wood Abedul

A material of high durability and easy maintenance. The birch wood is characterized by its light color and low contrast, allowing easy manual processing. The light that escapes between the wooden slats turns this material into a warm and elegant wood.

**Collection:** Woods.

Un material de alta durabilidad y fácil mantenimiento. La madera de abedul caracterizada por su color claro y su bajo contraste, permite un fácil procesado manual. La luz que escapa entre los listones de madera convierte este material en una madera cálida y elegante.

**Colección:** Woods.

## 6 Pressed cellulose Celulosa prensada

The pressed cellulose, through a suitable refining process, is a highly flexible and moldable material. Resistant and high durable, it comes in a wide range of colors. Due to its physical characteristics it is not recommended to wet the material.

### Colors & codes:

White [42], grey [43], red [46], brown [47], gold yellow [48], medium brown [49], beige [50], green [51], blue [52].

**Collections:** Bety Eco, Li

La celulosa prensada, a través de un proceso de refinado adecuado, es un material altamente flexible y moldeable. Resistente y de alta durabilidad, se presenta en una amplia gama de colores. Por sus características físicas no se recomienda mojar el material.

### Colores y códigos:

Blanco [42], gris [43], rojo [46], marrón [47], amarillo oro [48], marrón medio [49], beige [50], verde [51], azul [52].

**Colecciones:** Bety Eco, Li.

## 9 Ash wood Fresno

Ash wood is polyvalent and especially flexible. Its resistance make it a high quality material that, through manual processes, allows curved and durable finishes.

**Collection:** Aimei.

El fresno es una madera polivalente y especialmente flexible. Su resistencia lo convierte en un material de alta calidad que, a través de procesos manuales, permite acabados curvos y duraderos.

**Colección:** Aimei.

## 7 Beech wood Haya

Beech wood is hard and characteristic for its clear and natural shades. This material is easy to work with and the varnishing makes it a very durable and easy to maintain material.

**Collection:** Cambo.

La madera de haya es dura y característica por sus tonalidades claras y naturales. Este material es fácil de trabajar y el barnizado lo convierte en un material muy duradero y de fácil mantenimiento.

**Colección:** Cambo.

## 10 Polycarbonate Policarbonato

Through plastic injection technology, this material is consistently made and is available in two colors. The personalized shape of each piece allows the realization of luminaires of large dimensions and easy maintenance

### Colors & codes:

White [B], black [N], terracotta [TE].

**Collection:** V.

Mediante la tecnología de inyección de plástico, se elabora este material consistente y disponible en dos colores. La rigidez y forma personalizada de cada pieza permite la realización de luminarias de grandes dimensiones y de fácil mantenimiento.

### Colores:

Blanco [B], negro [N], terracota [TE].

**Colección:** V.

5



white  
02

6




white  
42




medium brown  
49

8



sand  
87

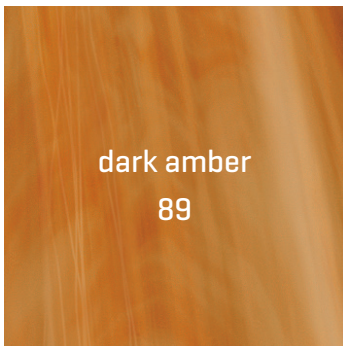



grey  
43




beige  
50

9



dark amber  
89




red  
46




green  
51


10



white  
B




brown  
90



brown  
47




blue  
52




black  
N

7



gold yellow  
48



terracotta  
TE

## 11 Hand-crafted glass

### Vidrio artesanal

Our hand-crafted glass is a material that is obtained through different manual techniques, including blowing and lamination. The surface finish is done manually by using very fine sand, avoiding the use of chemical agents.

**Colors & codes:** Yellow [19], white [25]

**Collections:** Era

Nuestro cristal artesanal es un material que se obtiene mediante diferentes técnicas manuales, entre ellas el soplado y el laminado. El acabado superficial está realizado manualmente mediante el uso de arena muy fina, evitando la utilización de agentes químicos.

**Colores y códigos:**

Amarillo [19], Blanco [25]

**Colecciones:** Era

## 12 Granite

### Granito

Galician granite is a natural and sustainable material that is easy to maintain. With a light greyish tone, fine-grained and with black speckles, this material used in Parga is compact and comes from discards. Granite is a material that is highly resistant to heat and wear.

**Collection:** Parga.

El granito gallego es un material de origen natural y sostenible de fácil mantenimiento.

De tono grisáceo claro, de grano fino y con motas negras, este material empleado en Parga es compacto y proviene de descartes. El granito es un material de alta resistencia al calor y al desgaste.

**Colección:** Parga.

## 13 3D Knit

### Punto 3D

The 3D knit allows us to generate volumes and produce our lampshade without waste of material and without seams.

It can be made with 100% recyclable materials.

**Colors & codes:** Beige [BG], electric blue[AE], orange [NA]

**Collections:** Cabana

El punto 3D permite generar volúmenes y producir nuestras pantallas sin desperdicio de material y sin costuras.

Se puede fabricar con materiales 100% reciclables.

**Colores y códigos:** Beige [BG], azul eléctrico [AE], naranja [NA]

**Colecciones:** Cabana.

## 14 Triple Opal Glass

### Vidrio Opal triple

Opal glass is a semi-transparent glass which, thanks to its triple layer, offers superior quality. It is a versatile material that, thanks to its opal coating, can diffuse light. Easy cleaning with a soft, dry cloth.

**Colors & codes:** white [B]

**Collection:** Bold.


El vidrio opal es un vidrio semitransparente que, gracias a su triple capa, ofrece una calidad superior. Es un material versátil que, gracias al opalizado, se puede tamizar la luz.

Limpieza fácil con un paño suave y seco.

**Colores y códigos:** Blanco [B]

**Colección:** Bold.

**11**



yellow  
19

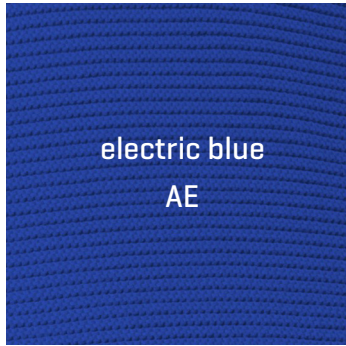
**13**



beige  
BG




white  
25



electric blue  
AE

**12**



orange  
NA

**14**



## AUTHENTICITY GUARANTEE | GARANTÍA DE AUTENTICIDAD

All lamps are labelled with an identification code and serial number. This fixture is an exclusive and authentic design of the company a-emotional light. It is entirely handmade in Spain and passes strict quality controls before its entrance into the market.

All our lamps are totally handmade. The differences found in our luminaires and in the different materials used make them unique. Small differences between lamps are not a defect, it is a value because each one is a unique object. The indicated lampshade dimensions are only approximate, never exact.

Some dimensions and/or electrical data may vary, consult your sales advisor.

Todas las lámparas salen con etiquetas que reflejan la referencia y número de serie. Esta lámpara es un diseño exclusivo y auténtico de la empresa a-emotional light. Está producida y hecha totalmente a mano en España. Pasa estrictos controles de calidad antes de su salida al mercado.

Todas nuestras lámparas están hechas a mano. Las diferencias entre ellas y en los distintos materiales empleados convierten a cada lámpara en única. Pequeñas diferencias entre lámparas de una misma referencia no son un defecto, sino un valor, cada una es un objeto único. Las dimensiones de las tulipas indicadas son sólo aproximadas y nunca exactas.

Algunas dimensiones y/o datos eléctricos pueden variar, consulte con su asesor comercial.

## SYMBOL INDEX | ÍNDICE DE SÍMBOLOS



The luminaires made of painted stainless steel mesh can be chosen by RAL or NCS code [see conditions]. Las luminarias realizadas en malla de acero inoxidable pintada podrán elegirse el color mediante código RAL o NCS [ver condiciones].



Awarded by Interior Design Magazine, New York  
Premio otorgado por la revista Interior Design de New York



As awarded by the International Interior Design Association (IIDA) and Hospitality Design magazine  
Premio otorgado por International Interior Design Association (IIDA) y la revista Hospitality Design



As awarded by the Chicago Athenaeum Museum of Architecture and Design  
Premio otorgado por Chicago Athenaeum Museo de Arquitectura y Diseño



Fitting is legally approved and comply with the European Mark CE  
Luminaria homologada, cumple con la normativa CE



For North America, these items comply with the UL standard for luminaires under the UL file of a-emotional light  
Para América del Norte, estos artículos cumplen con el estándar UL para luminarias bajo el archivo UL de a-emotional light



Only for the USA, these items comply with the UL standard for luminaires under the UL file of a-emotional light  
Solo para EE.UU., estos artículos cumplen con el estándar UL para luminarias bajo el archivo UL de a-emotional light



Product marking used for products being placed on the market in Great Britain (England, Scotland and Wales).  
Marcado de producto utilizada para los productos que se comercializan en Gran Bretaña (Inglaterra, Escocia y Gales).



Official mexican standard  
Norma Oficial Mexicana



Double insulation and/or reinforced insulation in every part and without ground devices  
Doble aislamiento y/o aislamiento en cada parte y sin toma de tierra



With ground devices  
Con toma de tierra



Luminaire to use with tungsten halogen bulbs with own protection shield  
Luminaria diseñada para usar lámparas halógenas de volframio con pantalla de protección propia



The device is not suitable for installation on normally inflammable surface  
Aparato no adaptado para la instalación en superficies normalmente inflamables



According to Americans with Disabilities Act  
De acuerdo con la ley de discapacidades de los estadounidenses



Available with LED built-in technology  
Disponible con tecnología LED integrada



Available for outdoor IP64  
Disponible para exterior IP64

**DALI/Switch DIM**  
Digital Addressable Lighting Interface

Professional standard bidirectional regulation interface for lighting equipment control  
Interfaz profesional estándar de regulación bidireccional para control de equipos de iluminación

**PHASE CUT**  
Trailing&Leading

Regulation for small installations without adding additional control wiring.  
Regulación para instalaciones pequeñas sin necesidad de añadir cableado adicional de control.  
PHASE CUT - 230V

**0-10V & PCO**  
PHASE CONTROL only for 120Vac

Regulation of luminous flux between 0 and 10V [1-100%] through an analog signal.  
Compatible with TRIAC (forward-phase or leading-edge), ELV (reverse-phase or trailing edge) - only at 120Vac.  
Regulación de flujo luminoso entre 0 y 10V [1-100%] a través de una señal analógica.  
Compatible con TRIAC [fase directa o borde de ataque], ELV [fase inversa o borde de salida].

**TECHNICAL CATALOGUE**  
**CATÁLOGO TÉCNICO**



# TABLE LAMPS LÁMPARAS DE MESA



## Arc ref. ACO2

### LAMPSHADE TULIPA

Cord  
Cordón

One color: white  
Un color: blanco



42

### SUPPORT SOPORTE

Stainless steel  
Acero inoxidable

### CABLE

Transparent  
Transparente  
L 200cm | 78,7in

### LIGHT SOURCE BUILT-IN FUENTE DE LUZ INCLUIDA

230V - 50Hz

STRIP 28W 3000K 2897lm



120V - 60Hz

STRIP 28W 3000K 2897lm

### NET WEIGHT PESO NETO

8kg | 17,6lb



71x71x43 cm  
28x28x17 in

10kg | 22lb



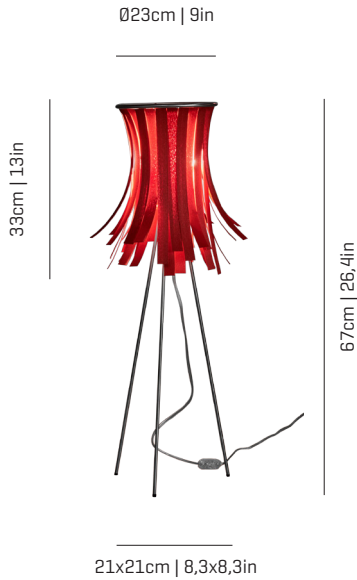
Certifications:



35cm | 13,7in

85cm | 33,5in

70cm | 27,5in



## Bety Eco ref. BEC001

**LAMPSHADE TULIPA**  
Pressed Cellulose  
Celulosa prensada

One color to choose  
Un color a elegir



\*pictured color: 46  
\*color de la fotografía: 46

**SUPPORT SOPORTE**  
Stainless steel  
Acero inoxidable

**CABLE**  
Transparent  
Transparente  
L 200cm | 78,7in

**RECOMMENDED BULBS  
BOMBILLAS RECOMENDADAS**  
230V - 50Hz



120V - 60Hz



**NET WEIGHT  
PESO NETO**  
1,5kg | 3,3lb



65x32x23 cm  
25,6x12,6x9,1 in

3kg | 6,6lb




Certifications:



## Blossom ref. BS02

**LAMPSHADE TULIPA**  
Painted stainless steel  
Acero inoxidable pintado

One color to choose  
Un color a elegir



Included diffuser  
Incluye difusor

**SUPPORT SOPORTE**  
Painted steel  
Acero pintado

**CABLE**  
White  
Blanco  
L 200cm | 47,2in

**RECOMMENDED BULBS  
BOMBILLAS RECOMENDADAS**  
230V - 50Hz



120V - 60Hz



**NET WEIGHT  
PESO NETO**  
2,9kg | 6,6lb



30x28x60 cm  
11,8x11x23,6 in

3,8kg | 8,9lb




Certifications:



## LED Cambo ref. CM01

**LAMPSHADE TULIPA**  
Painted stainless steel  
Acero inoxidable pintado

One color to choose  
Un color a elegir



Beech wood  
Madera de haya

Painted aluminum  
Aluminio pintado

Built-in diffuser  
Difusor incorporado

**SUPPORT SOPORTE**  
Steel painted in the  
same color as the  
lampshade  
Acero pintado en el  
mismo color que la  
tulipa

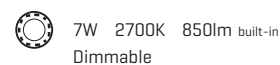
**CABLE**  
Black or white  
combined with support  
(except in custom color)  
Negro o blanco  
combinado con soporte  
(excepto en custom color)

L 200cm | 47,2in

**LIGHT SOURCE BUILT IN  
FUENTE DE LUZ INCLUIDA**  
230V - 50Hz



100-277V - 60Hz



**NET WEIGHT  
PESO NETO**  
1,9kg | 4,3lb




64x39x28 cm  
25,2x15,3x11 in

2,8kg | 6,3lb



Certifications:





70cm | 27,6in

82cm | 32,3in

42x25cm | 16,5x9,8in



## Clara ref. CLO2

**LAMPSHADE TULIPA**  
Painted stainless steel  
Acero inoxidable pintado

**SUPPORT SOPORTE**  
Stainless steel  
Acero inoxidable

**LIGHT SOURCE BUILT-IN**  
FUENTE DE LUZ INCLUIDA

230V - 50Hz

□□□□ 24W 2700K 2449lm built-in  
upon request 3000K 2527lm

**NET WEIGHT**  
PESO NETO

4,7kg | 10,4lb

One color: white  
Un color: blanco



BL

**CABLE**  
Transparent  
Transparente  
L 200cm | 78,7in

120-277V - 60Hz

□□□□ 24W 2700K 2449lm built-in  
upon request 3000K 2527lm

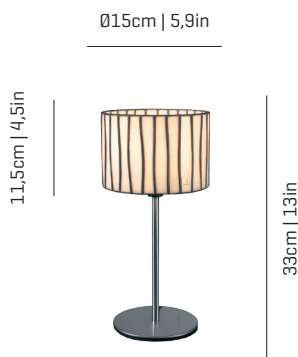


44x44x88 cm  
17,3x17,3x34,6 in

10kg | 22lb



Certifications:



Ø15cm | 5,9in

11,5cm | 4,5in

33cm | 13in

## Curvas ref. CV01

**LAMPSHADE TULIPA**  
Glass  
Vidrio

**SUPPORT SOPORTE**  
Painted steel  
and stainless steel  
Acero pintado y acero  
inoxidable

**RECOMMENDED BULBS**  
BOMBILLAS RECOMENDADAS

230V - 50Hz

☛ E14 LED Vintage- Max. 1x7 W

**NET WEIGHT**  
PESO NETO

1,9kg | 4,2lb

One color to choose  
Un color a elegir



02

87



89

90

**CABLE**  
Transparent or black  
Transparente o negro  
L 120cm | 47,2in

120V - 60Hz

☛ E12 LED - Max. 1x7 W



46x24x26 cm  
17,7x9,4x10,2 in

2,6kg | 5,7lb



Certifications:



Ø33,5cm | Ø13,2in

37cm | 14,6in

## Era ref. ER01

**LAMPSHADE TULIPA**  
Hand-crafted glass  
Vidrio artesanal

**SUPPORT SOPORTE**  
Steel painted in matt  
black  
Acero pintado en negro  
mate

**RECOMMENDED BULBS**  
BOMBILLAS RECOMENDADAS

230V - 50Hz

☛ E27 LED Vintage- Max. 1x12 W

**NET WEIGHT**  
PESO NETO

5kg | 9,2lb

One color to choose from  
top  
Un color a elegir de parte  
superior



19

25

**CABLE**  
Black  
Negro  
L 120cm | 47,2in

120V - 60Hz

☛ E26 LED - Max. 1x12 W



50x50x50 cm  
20,7x20,7x20,9 in

7kg | 15,4lb



Certifications:



9cm | 3,5in



Ø12cm | 4,7in

41cm | 16,1in

LED

EXT

## Hipatia ref. H101

**LAMPSHADE TULIPA**  
Painted stainless steel  
Acero inoxidable pintado

One color: white  
Un color: blanco



CUSTOM COLOR

BL

Portable Portátil

Includes remote control  
[reach 10m | 39,4in]  
Incluye mando a distancia  
[alcance 10m | 39,4in]

**SUPPORT SOPORTE**  
Painted steel  
and stainless steel  
Acero pintado y acero  
inoxidable

Functions Funciones  
ON / OFF / DIMMING

Autonomy Autonomía  
6h at 100%

In charge En carga  
8 / 10h

### CABLE

Wireless Inalámbrica

USB cable + charger included  
Incluye cable USB+cargador

**LIGHT SOURCE BUILT-IN**  
FUENTE DE LUZ INCLUIDA

230V - 50Hz



3000K 247lm built-in  
Rechargeable battery  
5V - 2A - 5000mAh

120V - 60Hz



3000K 247lm built-in  
Rechargeable battery  
5V - 2A - 5000mAh

**NET WEIGHT**  
PESO NETO

1kg | 2,2lb



19x51x27 cm  
7,4x20x10,6 in

1,4kg | 3,1lb



Certifications:



\* pictured without charging base | Imagen sin base de carga

17cm | 6,7in




Ø 31cm | 12,2in

22cm | 8,7in

## Nevo ref. NE01

**LAMPSHADE TULIPA**  
Painted stainless steel  
Acero inoxidable pintado

One color to choose  
Un color a elegir



BL BE G T

CUSTOM COLOR

Steel gloss nickel-plated  
Acero níquel-satinado

**SUPPORT SOPORTE**  
Painted steel  
and stainless steel  
Acero pintado  
y acero inoxidable

### CABLE

Transparent or black  
Transparente o negro  
L 120cm | 47,2in

**RECOMMENDED BULBS**  
BOMBILLAS RECOMENDADAS

230V - 50Hz

E14 LED Vintage- Max. 2x7 W

120V - 60Hz

E12 LED - Max. 2x7 W

**NET WEIGHT**  
PESO NETO

1,6kg | 3,5lb



36x36x31 cm  
14,2x14,2x12,2 in  
2,5kg | 5,5lb



Certifications:



21cm | 8,3in




32x27cm | 12,6x10,6in

70cm | 27,6in

## Nevo ref. NE02

**LAMPSHADE TULIPA**  
Painted stainless steel  
Acero inoxidable pintado

One color to choose  
Un color a elegir



BL BE G T

CUSTOM COLOR

Steel gloss nickel-plated  
Acero níquel-satinado

**SUPPORT SOPORTE**  
Stainless steel  
Acero inoxidable

### CABLE

Transparent or black  
Transparente o negro  
L 200cm | 78,7in

**RECOMMENDED BULBS**  
BOMBILLAS RECOMENDADAS

230V - 50Hz

E14 LED Vintage- Max. 2x7 W

120V - 60Hz

E12 LED - Max. 2x7 W

**NET WEIGHT**  
PESO NETO

2kg | 4,4lb



60x60x33 cm  
23,6x23,6x13 in  
4kg | 8,8lb



Certifications:





## Onn ref. ON02

**LAMPSHADE TULIPA**  
Painted stainless steel  
Acero inoxidable pintado

**SUPPORT SOPORTE**  
Stainless steel  
Acero inoxidable

**RECOMMENDED BULBS  
BOMBILLAS RECOMENDADAS**  
230V - 50Hz

**NET WEIGHT  
PESO NETO**  
3,5kg | 7,7lb

One color to choose  
Un color a elegir



CUSTOM  
COLOR

**CABLE**  
Transparent or black  
Transparente o negro  
L 200cm | 78,7in

E14 LED Vintage- Max. 2x7 W

120V - 60Hz

E12 LED - Max. 2x7 W



60x60x33 cm  
23,6x23,6x13 in

4,5kg | 9,9lb



Certifications:



Steel gloss nickel-plated  
Acero níquel-satinado



## Tati ref. TA02


**LAMPSHADE TULIPA**  
Painted stainless steel  
Acero inoxidable pintado

**SUPPORT SOPORTE**  
Stainless steel  
Acero inoxidable

**RECOMMENDED BULBS  
BOMBILLAS RECOMENDADAS**  
230V - 50Hz

**NET WEIGHT  
PESO NETO**  
1,6kg | 3,5lb

One color to choose  
Un color a elegir



CUSTOM  
COLOR

**CABLE**  
Transparent or black  
Transparente o negro  
L 200cm | 78,7in

E14 LED Vintage- Max. 2x7 W

120V - 60Hz

E12 LED - Max. 2x7 W



60x60x33 cm  
23,6x23,6x13 in

4kg | 8,8lb



Certifications:



Steel gloss nickel-plated  
Acero níquel-satinado



## Ura ref. UR01


**LAMPSHADE TULIPA**  
Painted stainless steel  
Acero inoxidable pintado

**SUPPORT SOPORTE**  
Stainless steel  
Acero inoxidable

**RECOMMENDED BULBS  
BOMBILLAS RECOMENDADAS**  
230V - 50Hz

**NET WEIGHT  
PESO NETO**  
1kg | 2,2lb

One color to choose  
Un color a elegir



CUSTOM  
COLOR

**CABLE**  
Transparent or black  
Transparente o negro  
L 120cm | 47,2in

E27 LED Vintage- Max. 1x12 W

120V - 60Hz

E26 LED - Max. 1x12 W



65x32x23 cm  
25,5x12,6x9,1 in

1,8kg | 3,9lb



Certifications:



**FLOOR LAMPS**  
**LÁMPARAS DE PIE**

Ø 143cm | 56,3in



220cm | 86,6in

## Africa ref. AF03

**LAMPSHADE TULIPA**  
Painted stainless steel  
Acero inoxidable pintado

**RECOMMENDED BULBS**  
BOMBILLAS RECOMENDADAS

230V - 50Hz

E27 LED Vintage- Max. 3x12 W

**NET WEIGHT**  
PESO NETO

60kg | 132,7lb

One color to choose  
Un color a elegir



BL

BE

G

T

120V - 60Hz

E26 LED - Max. 3x12 W



154x153x242 cm  
60,6x60,2x95,7 in

272kg | 600lb



Certifications:



**SUPPORT SOPORTE**

Stainless steel  
and painted steel  
Acero inoxidable  
y acero pintado

**CABLE**

Transparent or black  
Transparente o negro  
L 250cm | 98,4in

CUSTOM  
COLOR



185cm | 72,8in

135x60cm | 53,1x23,6in

LED

## Arc ref. AC03

**LAMPSHADE TULIPA**  
Cord Cordón

One color: white  
Un color: blanco



42

**LIGHT SOURCE BUILT-IN**  
FUENTE DE LUZ INCLUIDA

230V - 50Hz

STRIP 85W 3000K 6850lm  
built-in



**NET WEIGHT**  
PESO NETO

15kg | 33,1lb



54x160x210 cm  
21,3x63x82,7 in

167kg | 368lb

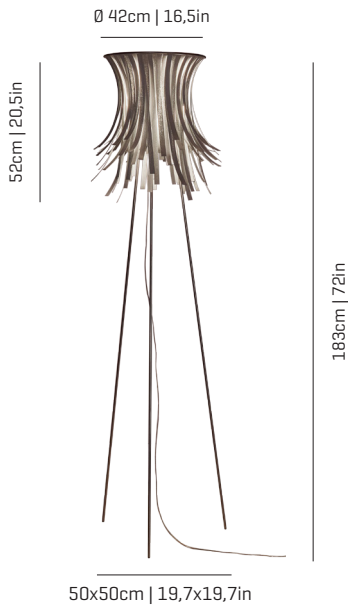
100-240V - 60Hz

STRIP 85W 3000K 6850lm built-in



Certifications:





## Bety Eco ref. BEC003

**LAMPSHADE TULIPA**  
Pressed Cellulose  
Celulosa prensada

One color to choose  
Un color a elegir



\*pictured color: 43  
\*color de la fotografía: 43

**SUPPORT SOPORTE**  
Stainless steel  
Acero inoxidable

**CABLE**  
Transparent or black  
Transparente o negro  
L 250cm | 98,4in

**RECOMMENDED BULBS  
BOMBILLAS RECOMENDADAS**  
230V - 50Hz

E27 LED Vintage- Max. 1x12 W

120V - 60Hz

E26 LED - Max. 1x12 W

**NET WEIGHT  
PESO NETO**  
5,5kg | 12,1lb




180x11x11 cm  
70,9x4,3x4,3 in  
47x47x63 cm  
18,5x18,5x24,8 in  
8kg | 17,6lb



Certifications:



35x30cm | 13,8x11,8in



## LED Clara ref. CL03

**LAMPSHADE TULIPA**  
Painted stainless steel  
Acero inoxidable pintado

One color: white  
Un color: blanco



**SUPPORT SOPORTE**  
Painted steel and  
stainless steel  
Acero pintado y  
acero inoxidable

**CABLE**  
Transparent  
Transparente  
L 250cm | 98,4in

**LIGHT SOURCE BUILT-IN  
FUENTE DE LUZ INCLUIDA**

230V - 50Hz

35W 2700K 3367lm built-in  
upon request 3000K 3474lm



120-277V - 60Hz

35W 2700K 3367lm built-in  
upon request 3000K 3474lm

**NET WEIGHT  
PESO NETO**  
10kg | 22lb




165x40x35 cm  
65x15,7x13,8 in  
15kg | 33,1lb



Certifications:




Ø 50cm | 19,7in



## Curvas ref. CVO3G

**LAMPSHADE TULIPA**  
Glass Vidrio

One color to choose  
Un color a elegir



Top diffuser included  
Incluye difusor superior

**SUPPORT SOPORTE**  
Painted steel and  
stainless steel  
Acero pintado y acero  
inoxidable

Dimmable  
Regulable

**CABLE**  
Transparent or black  
Transparente o negro  
L 250cm | 98,4in

**RECOMMENDED BULBS  
BOMBILLAS RECOMENDADAS**

ONLY DIMMABLE LED BULBS

230V - 50Hz

E27 LED Vintage- Max. 4x12 W

120V - 60Hz

E26 LED - Max. 4x12 W

**NET WEIGHT  
PESO NETO**  
12,5kg | 25,6lb



185x45x25 cm  
72,8x17,7x9,8 in  
47x47x63 cm  
18,5x18,5x24,8 in

15kg | 33,1lb



Certifications:







180cm | 70,9in

18x24cm | 7,1x9,4in

Ø 52cm | 20,5in



100cm | 39,4in

156cm | 61,4in

Ø38cm | 15in



40cm | 15,7in

163cm | 64,2in

## Gea ref. GE03

**LAMPSHADE TULIPA**  
Painted stainless steel  
Acero inoxidable pintado

One color to choose  
Un color a elegir



CUSTOM  
COLOR

**SUPPORT SOPORTE**  
Painted steel and  
stainless steel  
Acero pintado y acero  
inoxidable

Dimmable  
Regulable

**CABLE**  
Transparent or black  
Transparente o negro  
L 350cm | 137,8in

**RECOMMENDED BULBS**  
BOMBILLAS RECOMENDADAS

ONLY DIMMABLE LED BULBS

230V - 50Hz

E27 LED Vintage- Max. 5x12 W

120V - 60Hz

E26 LED - Max. 5x12 W

**NET WEIGHT**  
PESO NETO

14,5kg | 32lb



188x44x26 cm  
74x17,2x10,23 in

19kg | 41,9lb



Certifications:



## Ura ref. UR03

**LAMPSHADE TULIPA**  
Painted stainless steel  
Acero inoxidable pintado

One color to choose  
Un color a elegir



CUSTOM  
COLOR

**SUPPORT SOPORTE**  
Stainless steel  
Acero inoxidable

Dimmable  
Regulable

**CABLE**  
Transparent or black  
Transparente o negro  
L 350cm | 137,8in

**RECOMMENDED BULBS**  
BOMBILLAS RECOMENDADAS

ONLY DIMMABLE LED BULBS

230V - 50Hz

E27 LED Vintage- Max. 3x12 W

120V - 60Hz

E26 LED - Max. 3x12 W

**NET WEIGHT**  
PESO NETO

7,6kg | 16,8lb



111x43x44cm  
43,7x16,9x17,3 in

12,5kg | 27,6lb




Certifications:



## Virginia ref. VG03A

**LAMPSHADE TULIPA**  
Painted stainless steel  
Acero inoxidable pintado

One color to choose  
Un color a elegir



CUSTOM  
COLOR

**SUPPORT SOPORTE**  
Painted steel and  
stainless steel  
Acero pintado y acero  
inoxidable

**CABLE**  
Transparent  
Transparente  
L 250cm | 98,4in

**RECOMMENDED BULBS**  
BOMBILLAS RECOMENDADAS

230V - 50Hz

E27 LED Vintage- Max. 1x12 W

120V - 60Hz

E26 LED - Max. 1x12 W

**NET WEIGHT**  
PESO NETO

10,5kg | 23,1lb



155x11x11 cm  
61x4,3x4,3 in  
51x51x53 cm  
20,7x20,7x20,9 in

12kg | 26,5lb



Certifications:





## Virginia ref. VG03B

### LAMPSHADE TULIPA

Painted stainless steel  
Acero inoxidable pintado

One color to choose  
Un color a elegir



CUSTOM  
COLOR

### SUPPORT SOPORTE

Painted steel and  
stainless steel  
Acero pintado y acero  
inoxidable

### CABLE

Transparent  
Transparente  
L 250cm | 98,4in

### RECOMMENDED BULBS BOMBILLAS RECOMENDADAS

230V - 50Hz

E27 LED Vintage- Max. 1x12 W

120V - 60Hz

E26 LED - Max. 1x12 W

### NET WEIGHT PESO NETO

10kg | 22lb



155x11x11 cm  
61x4,3x4,3 in  
44x44x40 cm  
17,3x17,3x15,7 in

11,5kg | 25,3lb



Certifications:



## V ref. VV03

### LAMPSHADE TULIPA

Polycarbonate  
Policarbonato

One color to choose  
Un color a elegir



CUSTOM  
COLOR

### SUPPORT SOPORTE

Painted steel  
Acero pintado

### CABLE

Transparent or black  
Transparente o negro  
L 400cm | 157,54in

### RECOMMENDED BULBS BOMBILLAS RECOMENDADAS

230V - 50Hz

E27 LED Vintage- Max. 1x8 W

120V - 60Hz

E26 LED - Max. 1x8 W

### NET WEIGHT PESO NETO

12kg | 26,5lb



163x42x11 cm  
64,2x16,5x4,3 in  
84x84x38 cm  
33x33x15 in

18,8kg | 41,4lb



Certifications:



# PENDANT LAMPS

## LÁMPARAS COLGANTES



LED

### Aimei ref. A104

#### LAMPSHADE TULIPA

Ash wood  
Fresno

#### DIFFUSER DIFUSOR

Glass sphere  
Esfera de vidrio

#### CANOPY FLORÓN

Steel gloss nickel-plated  
Acero níquel-satinado

230V: Ø12cm | 4,7in  
120V: Ø12cm | 4,7in

#### CABLE

Transparent  
Transparente

Standard: 200cm | 78,7in  
Lenght/largo customizable  
120V: 200cm | 78,7in

#### LIGHT SOURCE BUILT-IN FUENTE DE LUZ INCLUIDA

230V - 50Hz

8W 2700K 960lm built-in  
upon request 3000K 1067lm



Dimming system: PHASE CUT /  
upon request DALI/ Switch DIM

100-277V - 60Hz

8W 2700K 960lm built-in  
upon request 3000K 1067lm

Dimming system PHASE CONTROL & 0-10V  
(only 120Vac TRIAC Dimmers)

#### NET WEIGHT PESO NETO

9,5kg | 21lb



95x95x88 cm  
37,4x37,4x34,6 in  
20kg | 44lb



Certifications:



80cm | 31.5in


80x80cm | 31,5x31,5in



## Agasallo 1 ref. AG104

**LAMPSHADE TULIPA**  
Painted stainless steel  
Acero inoxidable pintado

One color to choose  
Un color a elegir



CUSTOM  
COLOR

Stainless steel painted in  
matt black  
Acero inoxidable pintado  
en negro mate

**CANOPY FLORÓN**  
Steel painted in matt black  
Acero pintado en negro  
mate  
230V: Ø8cm | 3,1in  
120V: Ø12cm | 4,7in

**CABLE**  
Black  
Negro  
Standard: 150cm | 59,1in  
Lenght/largo customizable  
120V: 200cm | 78,7in

**RECOMMENDED BULBS**  
**BOMBILLAS RECOMENDADAS**  
230V - 50Hz

E27 LED Vintage- Max. 1x12 W

120V - 60Hz

E26 LED - Max. 1x12 W

**NET WEIGHT**  
**PESO NETO**  
0,7kg | 1,5lb



46x24x25 cm  
18,1x9,4x9,8 in  
1,2kg | 2,6lb



Certifications:




EXT

## Agasallo 1 ref. AG104-EXT

**LAMPSHADE TULIPA**  
Painted stainless steel  
Acero inoxidable pintado

One color to choose  
Un color a elegir



CUSTOM  
COLOR

**CANOPY FLORÓN**  
Steel and stainless steel  
coated with epoxy paint  
in black  
Acero y acero inoxidable  
pintado en negro

Ø12cm | 4,7in

**STANDARDS TESTED |**  
**NORMAS ENSAYADAS**  
EN 60598  
EN 60529

Degree IP | Grado IP  
**IP64**

**CABLE**  
Black waterproof  
neoprene cable  
H05RN-F  
Cable de neopreno  
negro resistente al agua  
HRO5RN-F

Standard: 150cm | 59,1in  
Lenght/largo customizable

**RECOMMENDED BULBS**  
**BOMBILLAS RECOMENDADAS**  
220-240V ~ 50/60Hz

E27 LED Vintage - Max. 1x15 W  
BULB A60 G125 G95 ST64

Only LED BULB suitable for contact with  
water and use in humid conditions  
Solamente Bombillas LED aptas para  
el contacto con el agua y utilización en  
condiciones de humedad

not available in 120V

\* Please note that for environments with a high salinity,  
proper maintenance of the luminaire will be necessary. We  
recommend cleaning it with a soft brush and remove salt,  
dust, or dirt deposited by moisture or wind.  
\*Tenga en cuenta que para ambientes con alto grado de  
salinidad, será necesario realizar un correcto mantenimiento  
de la luminaria. Recomendamos limpiar con un cepillo suave y  
retirar la sal, el polvo o la suciedad depositada por la humedad  
o el viento.

**NET WEIGHT**  
**PESO NETO**  
0,8kg | 1,8lb



46x24x25 cm  
18,1x9,4x9,8 in  
1,2kg | 2,6lb




Certifications:



## Agasallo 2 ref. AG204

**LAMPSHADE TULIPA**  
Painted stainless steel  
Acero inoxidable pintado

One color to choose  
Un color a elegir



CUSTOM  
COLOR

Stainless steel painted in  
matt black  
Acero inoxidable pintado  
en negro mate

**CANOPY FLORÓN**  
Steel painted in matt black  
Acero pintado en negro  
mate

230V: Ø8cm | 3,1in  
120V: Ø12cm | 4,7in

**CABLE**  
Black  
Negro  
Standard: 150cm | 59,1in  
Lenght/largo customizable  
120V: 200cm | 78,7in

**RECOMMENDED BULBS**  
**BOMBILLAS RECOMENDADAS**  
230V - 50Hz

E27 LED Vintage- Max. 1x12 W

120V - 60Hz

E26 LED - Max. 1x12 W

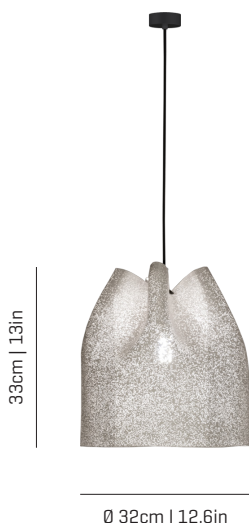
**NET WEIGHT**  
**PESO NETO**  
1kg | 2,2lb



44x44x40 cm  
17,3x17,3x15,7 in  
2,6kg | 5,7lb



Certifications:



EXT

## Agasallo 2 ref. AG204-EXT

**LAMPSHADE TULIPA**  
Painted stainless steel  
Acero inoxidable pintado

One color to choose  
Un color a elegir



CUSTOM COLOR

**CANOPY FLORÓN**  
Steel and stainless steel coated with epoxy paint in black  
Acero y acero inoxidable pintado en negro

Ø12cm | 4,7in

**STANDARDS TESTED | NORMAS ENSAYADAS**  
EN 60598  
EN 60529

Degree IP | Grado IP  
**IP64**

**CABLE**  
Black waterproof neoprene cable  
H05RN-F  
Cable de neopreno negro resistente al agua  
HR05RN-F

Standard: 150cm | 59,1in  
Lenght/largo customizable

**RECOMMENDED BULBS BOMBILLAS RECOMENDADAS**

220-240V ~ 50/60Hz

E27 LED Vintage - Max. 1x15 W  
BULB A60 G125 G95 ST64

Only LED BULB suitable for contact with water and use in humid conditions  
Solamente Bombillas LED aptas para el contacto con el agua y utilización en condiciones de humedad

not available in 120V

\* Please note that for environments with a high salinity, proper maintenance of the luminaire will be necessary. We recommend cleaning it with a soft brush and remove salt, dust, or dirt deposited by moisture or wind.  
\*Tenga en cuenta que para ambientes con alto grado de salinidad, será necesario realizar un correcto mantenimiento de la luminaria. Recomendamos limpiar con un cepillo suave y retirar la sal, el polvo o la suciedad depositada por la humedad o el viento.

**NET WEIGHT PESO NETO**

1,2kg | 2,6lb

44x44x40 cm  
17,3x17,3x15,7 in  
2,8kg | 6,2lb



Certifications:  
**CE UK CA**

**NOM**

39cm | 13in




Ø 32cm | 12,6in

## Agasallo 3 ref. AG304

**LAMPSHADE TULIPA**  
Painted stainless steel  
Acero inoxidable pintado

One color to choose  
Un color a elegir



CUSTOM COLOR

Stainless steel painted in matt black  
Acero inoxidable pintado en negro mate

**CANOPY FLORÓN**  
Steel painted in matt black  
Acero pintado en negro mate

230V: Ø8cm | 3,1in  
120V: Ø12cm | 4,7in

**CABLE**  
Black  
Negro

Standard: 150cm | 59,1in  
Lenght/largo customizable  
120V: 200cm | 78,7in

**RECOMMENDED BULBS BOMBILLAS RECOMENDADAS**

230V - 50Hz

E27 LED Vintage- Max. 1x12 W

120V - 60Hz

E26 LED - Max. 1x12 W

**NET WEIGHT PESO NETO**

1,3kg | 2,9lb

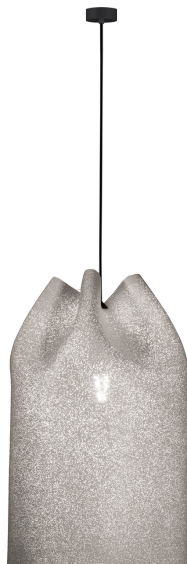
47x47x63 cm  
18,5x18,5x24,8 in  
3,4kg | 7,5lb



Certifications:  
**CE cUL us**

**UK CA NOM**

50cm | 19,7in




Ø 30cm | 11,8in

EXT

## Agasallo 3 ref. AG304-EXT

**LAMPSHADE TULIPA**  
Painted stainless steel  
Acero inoxidable pintado

One color to choose  
Un color a elegir



CUSTOM COLOR

**CANOPY FLORÓN**  
Steel and stainless steel coated with epoxy paint in black  
Acero y acero inoxidable pintado en negro

Ø12cm | 4,7in

**STANDARDS TESTED | NORMAS ENSAYADAS**  
EN 60598  
EN 60529

Degree IP | Grado IP  
**IP64**

**CABLE**  
Black waterproof neoprene cable  
H05RN-F  
Cable de neopreno negro resistente al agua  
HR05RN-F

Standard: 150cm | 59,1in  
Lenght/largo customizable

**RECOMMENDED BULBS BOMBILLAS RECOMENDADAS**

220-240V ~ 50/60Hz

E27 LED Vintage - Max. 1x15 W  
BULB A60 G125 G95 ST64

Only LED BULB suitable for contact with water and use in humid conditions  
Solamente Bombillas LED aptas para el contacto con el agua y utilización en condiciones de humedad

not available in 120V

\* Please note that for environments with a high salinity, proper maintenance of the luminaire will be necessary. We recommend cleaning it with a soft brush and remove salt, dust, or dirt deposited by moisture or wind.  
\*Tenga en cuenta que para ambientes con alto grado de salinidad, será necesario realizar un correcto mantenimiento de la luminaria. Recomendamos limpiar con un cepillo suave y retirar la sal, el polvo o la suciedad depositada por la humedad o el viento.

**NET WEIGHT PESO NETO**

1,3kg | 3,3lb

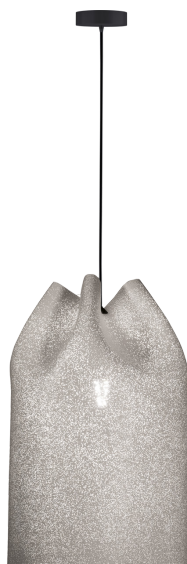
47x47x63 cm  
18,5x18,5x24,8 in  
3,6kg | 7,9lb



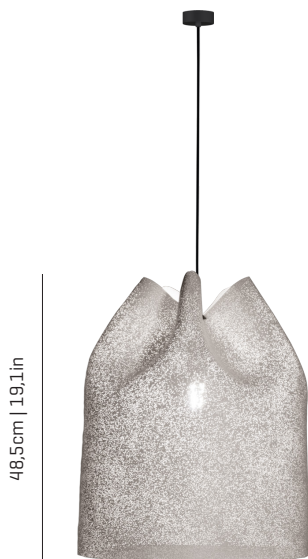
Certifications:  
**CE UK CA**

**NOM**

50cm | 19,7in



Ø 30cm | 11,8in




48,5cm | 19,1in

Ø 40cm | 15,7in

## Agasallo 4 ref. AG404

**LAMPSHADE TULIPA**  
Painted stainless steel  
Acero inoxidable pintado

One color to choose  
Un color a elegir



CUSTOM  
COLOR

Stainless steel painted in  
matt black  
Acero inoxidable pintado  
en negro mate

**CANOPY FLORÓN**  
Steel painted in matt black  
Acero pintado en negro  
mate  
230V: Ø8cm | 3,1in  
120V: Ø12cm | 4,7in

**CABLE**  
Black  
Negro  
Standard: 150cm | 59,1in  
Lenght/largo customizable  
120V: 200cm | 78,7in

**RECOMMENDED BULBS**  
BOMBILLAS RECOMENDADAS  
230V - 50Hz

E27 LED Vintage- Max. 1x12 W

120V - 60Hz

E26 LED - Max. 1x12 W

**NET WEIGHT**  
PESO NETO  
1,5kg | 3,3lb



51x51x53 cm  
20x20x20,9 in  
3,7kg | 8,2lb



Certifications:




EXT

## Agasallo 4 ref. AG404-EXT

**LAMPSHADE TULIPA**  
Painted stainless steel  
Acero inoxidable pintado

One color to choose  
Un color a elegir



CUSTOM  
COLOR

**CANOPY FLORÓN**  
Steel and stainless steel  
coated with epoxy paint  
in black  
Acero y acero inoxidable  
pintado en negro

Ø12cm | 4,7in

**STANDARDS TESTED |**  
NORMAS ENSAYADAS  
EN 60598  
EN 60529

Degree IP | Grado IP  
IP64

**CABLE**  
Black waterproof  
neoprene cable  
H05RN-F  
Cable de neopreno  
negro resistente al agua  
HR05RN-F

Standard: 150cm | 59,1in  
Lenght/largo customizable

**RECOMMENDED BULBS**  
BOMBILLAS RECOMENDADAS  
220-240V ~ 50/60Hz

E27 LED Vintage - Max. 1x15 W  
BULB A60 G125 G95 ST64

Only LED BULB suitable for contact with  
water and use in humid conditions  
Solamente Bombillas LED aptas para  
el contacto con el agua y utilización en  
condiciones de humedad

not available in 120V

**NET WEIGHT**  
PESO NETO  
1,7kg | 3,7lb



51x51x53 cm  
20x20x20,9 in  
3,9kg | 8,6lb

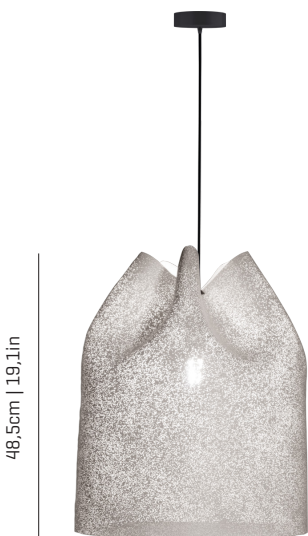


Certifications:



\* Please note that for environments with a high salinity,  
proper maintenance of the luminaire will be necessary. We  
recommend cleaning it with a soft brush and remove salt,  
dust, or dirt deposited by moisture or wind.

\*Tenga en cuenta que para ambientes con alto grado de  
salinidad, será necesario realizar un correcto mantenimiento  
de la luminaria. Recomendamos limpiar con un cepillo suave y  
retirar la sal, el polvo o la suciedad depositada por la humedad  
o el viento.



48,5cm | 19,1in

Ø 40cm | 15,7in

LED

## Anel ref. AN04

**LAMPSHADE TULIPA**  
Painted stainless steel  
Acero inoxidable pintado

One color | Un color



BL

Painted steel  
Acero pintado

Difusser included  
Incluye difusor

**CANOPY FLORÓN**  
Steel painted in matt white  
Acero pintado en blanco  
mate  
230V: Ø8cm | 3,1in  
120V: Ø12cm | 4,7in

**CABLE**  
White  
Blanco

Standard: 150cm | 59,1in  
Lenght/largo customizable  
120V: 200cm | 78,7in

**LIGHT SOURCE BUILT-IN**  
FUENTE DE LUZ INCLUIDA

230V - 50Hz

STRIP 30W 2700K 3540lm built-in

120V - 60Hz

STRIP 30W 2700K 3540lm built-in

**NET WEIGHT**  
PESO NETO  
18kg | 39lb



72x72x30 cm  
28.3x28.3x11.8 in  
22kg | 48,8lb




Certifications:



20cm | 7,9in

Ø 60cm | 23,6in



LED

## Anel ref. AN05

### LAMPSHADE TULIPA

Painted stainless steel  
Acero inoxidable pintado

### SUPPORT SOPORTE

Painted steel  
Acero pintado

### LIGHT SOURCE BUILT-IN FUENTE DE LUZ INCLUIDA

230V - 50Hz  
STRIP 30W 2700K 3540lm built-in

### NET WEIGHT PESO NETO

18 kg | 39lb

20cm | 7,9in

Ø 60cm | 23,6in

One color | Un color



BL

Difusser included  
Incluye difusor

120V - 60Hz  
STRIP 30W 2700K 3540lm built-in



72x72x30 cm  
28.3x28.3x11.8 in  
22 kg | 48,8lb



Certifications:  
CE cUL US

UK CA NOM

## Ballet Plié ref. BAPI04

### LAMPSHADE TULIPA

Painted stainless steel  
Acero inoxidable pintado

### CANOPY FLORÓN

Steel gloss nickel-plated  
Acero niquel-satinado

### RECOMMENDED BULBS BOMBILLAS RECOMENDADAS

230V - 50Hz  
E27 LED Vintage- Max. 1x12 W

### NET WEIGHT PESO NETO

1,2kg | 2,6lb

One color to choose  
Un color a elegir

230V: Ø8cm | 3,1in  
120V: Ø12cm | 4,7in



BL

BE

G

T

### CABLE

Transparent or black  
Transparente o negro  
Standard: 150cm | 59,1in  
Lenght/largo customizable  
120V: 200cm | 78,7in

120V - 60Hz  
E26 LED - Max. 1x12 W



60x60x33 cm  
23,6x23,6x13 in  
3,6kg | 7,2lb



Certifications:  
CE cUL US

UK CA NOM

25cm | 9,8in



73x60cm | 28,7x23,6in

## Ballet Plié ref. BAPI04-LD

LED

LED / DIMMABLE

### LAMPSHADE TULIPA

Painted stainless steel  
Acero inoxidable pintado

### CANOPY FLORÓN

Steel gloss nickel-plated  
Acero niquel-satinado

### LIGHT SOURCE BUILT-IN FUENTE DE LUZ INCLUIDA


230V - 50Hz  
17W 2700K 1645lm built-in  
upon request 3000K 1776lm  
Dimming system: PHASE CUT /  
upon request DALI/ Switch DIM

### NET WEIGHT PESO NETO

2,1kg | 4,6lb

One color to choose  
Un color a elegir

230V: Ø12cm | 4,7in  
120V: Ø12cm | 4,7in



BL

BE

G

T

### CABLE

Transparent or black  
Transparente o negro  
Standard: 150cm | 59,1in  
Lenght/largo customizable  
120V: 200cm | 78,7in

100-277V - 60Hz  
17W 2700K 1645lm built-in  
upon request 3000K 1776lm  
Dimming system PHASE CONTROL & 0-10V  
(only 120Vac TRIAC Dimmers)



60x60x33 cm  
23,6x23,6x13 in  
4,3kg | 9,7lb



Certifications:  
CE cUL US

UK CA NOM

25cm | 9,8in



73x60cm | 28,7x23,6in

EXT

## Ballet Plié ref. BAPI04-EXT



**LAMPSHADE TULIPA**  
Painted stainless steel  
Acero inoxidable pintado

One color to choose  
Un color a elegir



CUSTOM COLOR

**CANOPY FLORÓN**  
Steel and stainless steel coated with epoxy paint in black  
Acero y acero inoxidable pintado en negro

Ø12cm | 4,7in

**STANDARDS TESTED | NORMAS ENSAYADAS**  
EN 60598  
EN 60529

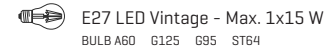
Degree IP | Grado IP  
**IP64**

**CABLE**  
Black waterproof neoprene cable  
H05RN-F  
Cable de neopreno negro resistente al agua  
HRO5RN-F

Standard: 150cm | 59,1in  
Lenght/largo customizable

**RECOMMENDED BULBS BOMBILLAS RECOMENDADAS**

220-240V ~ 50/60Hz



Only LED BULB suitable for contact with water and use in humid conditions  
Solamente Bombillas LED aptas para el contacto con el agua y utilización en condiciones de humedad

not available in 120V

\* Please note that for environments with a high salinity, proper maintenance of the luminaire will be necessary. We recommend cleaning it with a soft brush and remove salt, dust, or dirt deposited by moisture or wind.  
\*Tenga en cuenta que para ambientes con alto grado de salinidad, será necesario realizar un correcto mantenimiento de la luminaria. Recomendamos limpiar con un cepillo suave y retirar la sal, el polvo o la suciedad depositada por la humedad o el viento.

**NET WEIGHT PESO NETO**

2,1kg | 4,6lb



60x60x33 cm  
23,6x23,6x13 in  
4,3kg | 9,7lb




Certifications:  
CE UK CA NOM

## Ballet Relevé ref. BARE04



**LAMPSHADE TULIPA**  
Painted stainless steel  
Acero inoxidable pintado

One color to choose  
Un color a elegir



CUSTOM COLOR

Stainless steel  
Acero inoxidable

**CANOPY FLORÓN**  
Steel gloss nickel-plated  
Acero niquel-satinado

230V: Ø8cm | 3,1in  
120V: Ø12cm | 4,7in

**CABLE**  
Transparent or black  
Transparente o negro  
Standard: 150cm | 59,1in  
Lenght/largo customizable  
120V: 200cm | 78,7in

**RECOMMENDED BULBS BOMBILLAS RECOMENDADAS**

230V - 50Hz



120V - 60Hz



**NET WEIGHT PESO NETO**

1kg | 2,2lb



44x44x40 cm  
17,3x17,3x15,7 in  
2kg | 4,6lb



Certifications:  
CE cUL us UK CA NOM


LED

## Ballet Relevé ref. BARE04-LD LED / DIMMABLE



**LAMPSHADE TULIPA**  
Painted stainless steel  
Acero inoxidable pintado

One color to choose  
Un color a elegir



CUSTOM COLOR

Stainless steel  
Acero inoxidable

Bottom diffuser  
Difusor inferior

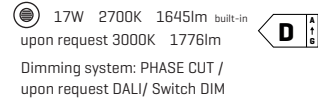
**CANOPY FLORÓN**  
Steel gloss nickel-plated  
Acero niquel-satinado

230V: Ø12cm | 4,7in  
120V: Ø12cm | 4,7in

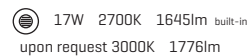
**CABLE**  
Transparent or black  
Transparente o negro  
Standard: 150cm | 59,1in  
Lenght/largo customizable  
120V: 200cm | 78,7in

**LIGHT SOURCE BUILT-IN FUENTE DE LUZ INCLUIDA**

230V - 50Hz



100-277V - 60Hz



Dimming system PHASE CONTROL 0-10V (only 120Vac TRIAC Dimmers)

**NET WEIGHT PESO NETO**

1,7kg | 3,7lb



44x44x40 cm  
17,3x17,3x15,7 in  
2,8kg | 6,3lb



Certifications:  
CE cUL us UK CA NOM



EXT

**Ballet Relevé** ref. BARE04-EXT

**LAMPSHADE TULIPA**  
Painted stainless steel  
Acero inoxidable pintado

One color to choose  
Un color a elegir



CUSTOM COLOR

**CANOPY FLORÓN**  
Steel and stainless steel coated with epoxy paint in black  
Acero y acero inoxidable pintado en negro

Ø12cm | 4,7in

**STANDARDS TESTED | NORMAS ENSAYADAS**  
EN 60598  
EN 60529

Degree IP | Grado IP  
**IP64**

**CABLE**  
Black waterproof neoprene cable  
H05RN-F  
Cable de neopreno negro resistente al agua  
HRO5RN-F

Standard: 150cm | 59,1in  
Lenght/largo customizable

**RECOMMENDED BULBS BOMBILLAS RECOMENDADAS**

220-240V ~ 50/60Hz



Only LED BULB suitable for contact with water and use in humid conditions  
Solamente Bombillas LED aptas para el contacto con el agua y utilización en condiciones de humedad

not available in 120V

\* Please note that for environments with a high salinity, proper maintenance of the luminaire will be necessary. We recommend cleaning it with a soft brush and remove salt, dust, or dirt deposited by moisture or wind.  
\*Tenga en cuenta que para ambientes con alto grado de salinidad, será necesario realizar un correcto mantenimiento de la luminaria. Recomendamos limpiar con un cepillo suave y retirar la sal, el polvo o la suciedad depositada por la humedad o el viento.

**NET WEIGHT PESO NETO**

1,7kg | 3,7lb



44x44x40 cm  
17,3x17,3x15,7 in  
2,8kg | 6,3lb




Certifications:  
CE UK CA NOM

**Ballet Elancé** ref. BALA04

**LAMPSHADE TULIPA**  
Painted stainless steel  
Acero inoxidable pintado

One color to choose  
Un color a elegir



CUSTOM COLOR

Stainless steel  
Acero inoxidable

**CANOPY FLORÓN**  
Steel gloss nickel-plated  
Acero niquel-satinado

230V: Ø8cm | 3,1in  
120V: Ø12cm | 4,7in

**CABLE**  
Transparent or black  
Transparente o negro  
Standard: 150cm | 59,1in  
Lenght/largo customizable  
120V: 200cm | 78,7in

**RECOMMENDED BULBS BOMBILLAS RECOMENDADAS**

230V - 50Hz



120V - 60Hz



**NET WEIGHT PESO NETO**

1,1kg | 2,4lb



44x44x40 cm  
17,3x17,3x15,7 in  
2,4kg | 5,3lb




Certifications:  
CE cUL us UK CA NOM

LED

**Ballet Elancé** ref. BALA04-LD LED / DIMMABLE

**LAMPSHADE TULIPA**  
Painted stainless steel  
Acero inoxidable pintado

One color to choose  
Un color a elegir



CUSTOM COLOR

Stainless steel  
Acero inoxidable

Inside diffuser  
Difusor interior

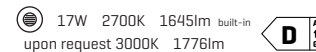
**CANOPY FLORÓN**  
Steel gloss nickel-plated  
Acero niquel-satinado

230V: Ø12cm | 4,7in  
120V: Ø12cm | 4,7in

**CABLE**  
Transparent or black  
Transparente o negro  
Standard: 150cm | 59,1in  
Lenght/largo customizable  
120V: 200cm | 78,7in

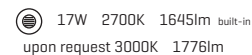
**LIGHT SOURCE BUILT-IN FUENTE DE LUZ INCLUIDA**

230V - 50Hz



Dimming system: PHASE CUT upon request DALI/ Switch DIM

100-277V - 60Hz



Dimming system PHASE CONTROL & 0-10V [only 120Vac TRIAC Dimmers]

**NET WEIGHT PESO NETO**

1,9kg | 4,2lb



44x44x40 cm  
17,3x17,3x15,7 in  
3,2kg | 7lb



Certifications:  
CE cUL us UK CA NOM

42cm | 16.5in




47x36cm | 18,5x14,2in

EXT

## Ballet Elancé ref. BALA04-EXT

**LAMPSHADE TULIPA**  
Painted stainless steel  
Acero inoxidable pintado

One color to choose  
Un color a elegir



CUSTOM  
COLOR

**CANOPY FLORÓN**  
Steel and stainless steel  
coated with epoxy paint  
in black  
Acero y acero inoxidable  
pintado en negro

Ø12cm | 4,7in

**STANDARDS TESTED |  
NORMAS ENSAYADAS**  
EN 60598  
EN 60529

Degree IP | Grado IP  
**IP64**

**CABLE**  
Black waterproof  
neoprene cable  
H05RN-F  
Cable de neopreno  
negro resistente al agua  
H05RN-F

Standard: 150cm | 59,1in  
Lenght/largo customizable

**RECOMMENDED BULBS  
BOMBILLAS RECOMENDADAS**

220-240V ~ 50/60Hz

E27 LED Vintage - Max. 1x15 W  
BULB A60 G125 G95 ST64

Only LED BULB suitable for contact with  
water and use in humid conditions  
Solamente Bombillas LED aptas para  
el contacto con el agua y utilización en  
condiciones de humedad

not available in 120V

\* Please note that for environments with a high salinity,  
proper maintenance of the luminaire will be necessary. We  
recommend cleaning it with a soft brush and remove salt,  
dust, or dirt deposited by moisture or wind.

\*Tenga en cuenta que para ambientes con alto grado de  
salinidad, será necesario realizar un correcto mantenimiento  
de la luminaria. Recomendamos limpiar con un cepillo suave  
y retirar la sal, el polvo o la suciedad depositada por la  
humedad o el viento.

**NET WEIGHT  
PESO NETO**

1,9kg | 4,2lb



44x44x40 cm  
17,3x17,3x15,7 in  
3,2kg | 7lb



Certifications:



52cm | 20.5in



Ø 42cm | 16,5in

## Bety Eco ref. BEC004

**LAMPSHADE TULIPA**  
Pressed Cellulose  
Celulosa prensada

One color to choose  
Un color a elegir



\*pictured color: 42  
\*color de la fotografía: 42

**CANOPY FLORÓN**  
Steel gloss nickel-plated  
Acero niquel-satinado

230V: Ø8cm | 3,1in  
120V: Ø12cm | 4,7in

**CABLE**  
Transparent or black  
Transparente o negro  
Standard: 150cm | 59,1in  
Lenght/largo customizable  
120V: 200cm | 78,7in

**RECOMMENDED BULBS  
BOMBILLAS RECOMENDADAS**

230V - 50Hz

E27 LED Vintage- Max. 1x12 W

120V - 60Hz

E26 LED - Max. 1x12 W

**NET WEIGHT  
PESO NETO**

2,1kg | 4,6lb



47x47x63 cm  
18,5x18,5x24,8 in  
3kg | 6,6lb



Certifications:



LED

## Bety Eco ref. BEC004-LD

LED / DIMMABLE

**LAMPSHADE TULIPA**  
Pressed Cellulose  
Celulosa prensada

One color to choose  
Un color a elegir



\*pictured color: 42  
\*color de la fotografía: 42

**CANOPY FLORÓN**  
Steel gloss nickel-plated  
Acero niquel-satinado

230V: Ø12cm | 4,7in  
120V: Ø12cm | 4,7in

**CABLE**  
Transparent or black  
Transparente o negro  
Standard: 150cm | 59,1in  
Lenght/largo customizable  
120V: 200cm | 78,7in

**LIGHT SOURCE BUILT-IN  
FUENTE DE LUZ INCLUIDA**

230V - 50Hz

17W 2700K 1645lm built-in  
upon request 3000K 1776lm   
Dimming system: PHASE CUT  
upon request DALI/ Switch DIM

100-277V - 60Hz

17W 2700K 1645lm built-in  
upon request 3000K 1776lm  
Dimming system PHASE CONTROL 0-10V  
(only 120Vac TRIAC Dimmers)

**NET WEIGHT  
PESO NETO**

2,5kg | 5,5lb



47x47x63 cm  
18,5x18,5x24,8 in  
4kg | 8,8lb




Certifications:



52cm | 20.5in



Ø 42cm | 16,5in



## Blum ref. BLO4

### LAMPSHADE TULIPA

Painted stainless steel thread  
Hilo de acero inoxidable pintado

One color : white  
Un color: blanco



### CANOPY FLORÓN

Steel gloss nickel-plated  
Acero níquel-satinado

230V: Ø8cm | 3,1in  
120V: Ø12cm | 4,7in

### CABLE

Transparent or black  
Transparente o negro  
Standard: 150cm | 59,1in  
Lenght/largo customizable  
120V: 200cm | 78,7in

### RECOMMENDED BULBS BOMBILLAS RECOMENDADAS

230V - 50Hz

E27 LED Vintage- Max. 1x12 W

E27 LED Standard- Max. 1x12 W

120V - 60Hz

E26 LED - Max. 1x12 W

### NET WEIGHT PESO NETO

1,3kg | 2,9lb



44x44x40 cm  
17,3x17,3x15,7 in  
2,7kg | 5,1lb



Certifications:



## Bold ref. B004

### LAMPSHADE TULIPA

Triple opal glass  
Vidrio Opal triple

One color  
Un color



Painted aluminum  
Aluminio pintado

### CANOPY FLORÓN

Steel painted in black  
Acero pintado en negro

230V: Ø13cm | 5,1in  
120V: Ø13cm | 5,1in

### CABLE

Black  
Negro

Standard: 150cm | 59,1in  
Lenght/largo customizable  
120V: 200cm | 78,7in

### LIGHT SOURCE BUILT-IN FUENTE DE LUZ INCLUIDA

230V - 50Hz

8W 3000K 750lm built-in

100-277V - 60Hz

8W 3000K 750lm built-in

### NET WEIGHT PESO NETO

1,3kg | 1,3lb



30x30x30 cm  
11,8x11,8x11,8 in  
1,5kg | 3,3lb



Certifications:



## Cabana ref. CB04

### LAMPSHADE TULIPA

3D Knit | Punto 3D

One color to choose  
Un color a elegir



Painted aluminium  
Aluminio pintado

### CANOPY FLORÓN

Steel painted in matt black  
Acero pintado en negro mate

230V: Ø8cm | 3,1in  
120V: Ø12cm | 4,7in

### CABLE

Black  
Negro

Standard: 150cm | 59,1in  
Lenght/largo customizable  
120V: 200cm | 78,7in

### RECOMMENDED BULBS BOMBILLAS RECOMENDADAS

230V - 50Hz

E27 LED Opal- Max. 1x12 W  
1521 lm recommended bulb

120V - 60Hz

E26 LED Opal - Max. 1x12 W  
1521 lm recommended bulb

### NET WEIGHT PESO NETO

1,5kg | 3,3b

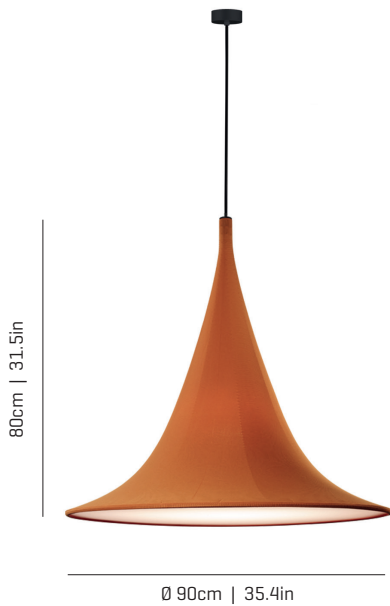


71x71x16 cm  
28x28x6,3 in  
2,5kg | 5,5lb



Certifications:





## Cabana ref. CBO4G

### LAMPSHADE TULIPA

3D Knit | Punto 3D

One color to choose  
Un color a elegir



Painted aluminium  
Aluminio pintado

### CANOPY FLORÓN

Steel painted in matt black  
Acero pintado en negro mate

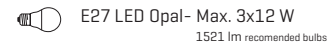
230V: Ø8cm | 3,1in  
120V: Ø12cm | 4,7in

### CABLE

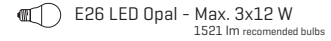
Black  
Negro  
Standard: 150cm | 59,1in  
Length/largo customizable  
120V: 200cm | 78,7in

### RECOMMENDED BULBS BOMBILLAS RECOMENDADAS

230V - 50Hz



120V - 60Hz



### NET WEIGHT PESO NETO

3,5kg | 7,7lb



102x102x13 cm  
40,1x40,1x5,1 in

5kg | 11lb



Certifications:




## Cambo ref. CM104

### LAMPSHADE TULIPA

Painted stainless steel  
Acero inoxidable pintado

One color to choose  
Un color a elegir



Beech wood  
Madera de haya

Painted aluminum  
Aluminio pintado

Built-in diffuser  
Difusor incorporado

### CANOPY FLORÓN

Steel painted in mat black  
Acero pintado en negro mate

230V: Ø12cm | 4,7in  
120V: Ø12cm | 4,7in

### CABLE

Black  
Negro  
Standard: 150cm | 59,1in  
Length/largo customizable  
120V: 200cm | 78,7in

### LIGHT SOURCE BUILT IN FUENTE DE LUZ INCLUIDA

230V - 50Hz



Dimming system: PHASE CUT

100-277V - 60Hz



Dimming system: PHASE CONTROL & 0-10V  
(only 120Vac TRIAC Dimmers)

### NET WEIGHT PESO NETO

1,2kg | 2,1lb



64x39x28 cm  
25,2x15,3x11 in

2,8kg | 6,3lb



Certifications:




## Cambo ref. CM104G

### LAMPSHADE TULIPA

Painted stainless steel  
Acero inoxidable pintado

One color to choose  
Un color a elegir



Beech wood  
Madera de haya

Painted aluminum  
Aluminio pintado

Built-in diffuser  
Difusor incorporado

### CANOPY FLORÓN

Steel painted in matt black  
Acero pintado en negro mate

230V: Ø12cm | 4,7in  
120V: Ø12cm | 4,7in

### CABLE

Black  
Negro  
Standard: 150cm | 59,1in  
Length/largo customizable  
120V: 200cm | 78,7in

### LIGHT SOURCE BUILT IN FUENTE DE LUZ INCLUIDA

230V - 50Hz



Dimming system: PHASE CUT

100-277V - 60Hz



Dimming system: PHASE CONTROL & 0-10V  
(only 120Vac TRIAC Dimmers)

### NET WEIGHT PESO NETO

1,4kg | 3,1lb



84x39x28 cm  
33,1x15,3x11 in

2,9kg | 6,6lb



Certifications:






## Cambo ref. CM304

**LAMPSHADE TULIPA**  
Painted stainless steel  
Acero inoxidable pintado

One color to choose  
Un color a elegir



Beech wood  
Madera de haya

Painted aluminum  
Aluminio pintado

Built-in diffuser  
Difusor incorporado

**CANOPY FLORÓN**  
Steel painted in matt black  
Acero pintado en negro mate

230V: Ø12cm | 4,7in  
120V: Ø12cm | 4,7in

**CABLE**  
Black  
Negro

Standard: 150cm | 59,1in  
Length/largo customizable  
120V: 200cm | 78,7in

**LIGHT SOURCE BUILT IN**  
FUENTE DE LUZ INCLUIDA

230V - 50Hz



Dimming system: PHASE CUT

100-277V - 60Hz



Dimming system: PHASE CONTROL & 0-10V  
(only 120Vac TRIAC Dimmers)

**NET WEIGHT**  
PESO NETO

1,4kg | 3,1lb



84x39x28 cm  
33,1x15,3x11 in  
2,9kg | 6,6lb



Certifications:  
CE cUL US




75cm | 29.5in



## Cambo ref. CM304G

**LAMPSHADE TULIPA**  
Painted stainless steel  
Acero inoxidable pintado

One color to choose  
Un color a elegir



Beech wood  
Madera de haya

Painted aluminum  
Aluminio pintado

Built-in diffuser  
Difusor incorporado

**CANOPY FLORÓN**  
Steel painted in matt black  
Acero pintado en negro mate

230V: Ø12cm | 4,7in  
120V: Ø12cm | 4,7in

**CABLE**  
Black  
Negro

Standard: 150cm | 59,1in  
Length/largo customizable  
120V: 200cm | 78,7in

**LIGHT SOURCE BUILT IN**  
FUENTE DE LUZ INCLUIDA

230V - 50Hz



Dimming system: PHASE CUT

100-277V - 60Hz



Dimming system: PHASE CONTROL & 0-10V  
(only 120Vac TRIAC Dimmers)

**NET WEIGHT**  
PESO NETO

1,4kg | 3,1lb



84x39x28 cm  
33,1x15,3x11 in  
2,9kg | 6,6lb



Certifications:  
CE cUL US



35cm | 13.8in



## Caos ref. CA04A

**LAMPSHADE TULIPA**  
Cord  
Cordón

One color to choose  
Un color a elegir



Stainless steel  
Acero inoxidable

**CANOPY FLORÓN**  
Steel gloss nickel-plated  
Acero níquel-satinado

230V: Ø8cm | 3,1in  
120V: Ø12cm | 4,7in

**CABLE**

Transparent or black  
Transparente o negro

Standard: 150cm | 59,1in  
Length/largo customizable  
120V: 200cm | 78,7in

**RECOMMENDED BULBS**  
BOMBILLAS RECOMENDADAS

230V - 50Hz



120V - 60Hz



**NET WEIGHT**  
PESO NETO

1,1kg | 2,4lb



44x44x40 cm  
17,3x17,3x15,7 in  
1,5kg | 3,3lb



Certifications:  
CE cUL US





35cm | 13,8in

Ø 35cm | 13,8in



## Caos ref. CA04A-LD

LED / DIMMABLE

### LAMPSHADE TULIPA

Cord  
Cordón

One color to choose  
Un color a elegir



Stainless steel  
Acero inoxidable

Bottom diffuser  
Difusor inferior

### CANOPY FLORÓN

Steel gloss nickel-plated  
Acero niquel-satinado

230V: Ø12cm | 4,7in  
120V: Ø12cm | 4,7in

### CABLE

Transparent or black  
Transparente o negro

Standard: 150cm | 59,1in  
Lenght/largo customizable  
120V: 200cm | 78,7in

### LIGHT SOURCE BUILT-IN FUENTE DE LUZ INCLUIDA

230V - 50Hz

17W 2700K 1645lm built-in  
upon request 3000K 1776lm

Dimming system: PHASE CUT /  
upon request DALI/ Switch DIM



100-277V - 60Hz

17W 2700K 1645lm built-in  
upon request 3000K 1776lm

Dimming system PHASE CONTROL 0-10V  
(only 120Vac TRIAC Dimmers)

### NET WEIGHT PESO NETO

1,8kg | 4lb



44x44x40 cm  
17,3x17,3x15,7 in  
2kg | 4,6lb



Certifications:



25cm | 9,8in

Ø 35cm | 13,8in

## Caos ref. CA04B

### LAMPSHADE TULIPA

Cord  
Cordón

One color to choose  
Un color a elegir



Stainless steel  
Acero inoxidable

### CANOPY FLORÓN

Steel gloss nickel-plated  
Acero niquel-satinado

230V: Ø8cm | 3,1in  
120V: Ø12cm | 4,7in

### CABLE

Transparent or black  
Transparente o negro

Standard: 150cm | 59,1in  
Lenght/largo customizable  
120V: 200cm | 78,7in

### RECOMMENDED BULBS BOMBILLAS RECOMENDADAS

230V - 50Hz

E27 LED Vintage- Max. 1x12 W

120V - 60Hz

E26 LED - Max. 1x12 W

### NET WEIGHT PESO NETO

1,1kg | 2,4lb



36x36x31 cm  
14,2x14,2x12,2 in  
1,5kg | 3,3lb



Certifications:



## Caos ref. CA04B-LD

LED / DIMMABLE

### LAMPSHADE TULIPA

Cord  
Cordón

One color to choose  
Un color a elegir



Stainless steel  
Acero inoxidable

Bottom diffuser  
Difusor inferior

### CANOPY FLORÓN

Steel gloss nickel-plated  
Acero niquel-satinado

230V: Ø12cm | 4,7in  
120V: Ø12cm | 4,7in

### CABLE

Transparent or black  
Transparente o negro

Standard: 150cm | 59,1in  
Lenght/largo customizable  
120V: 200cm | 78,7in

### LIGHT SOURCE BUILT-IN FUENTE DE LUZ INCLUIDA

230V - 50Hz

17W 2700K 1645lm built-in  
upon request 3000K 1776lm

Dimming system: PHASE CUT /  
upon request DALI/ Switch DIM



100-277V - 60Hz

17W 2700K 1645lm built-in  
upon request 3000K 1776lm

Dimming system PHASE CONTROL 0-10V  
(only 120Vac TRIAC Dimmers)

### NET WEIGHT PESO NETO

1,7kg | 3,7lb



36x36x31 cm  
14,2x14,2x12,2 in  
2kg | 4,6lb



Certifications:



## Caos ref. CA04AG



**LAMPSHADE TULIPA**  
Cord  
Cordón

One color to choose  
Un color a elegir



Stainless steel  
Acero inoxidable

**CANOPY FLORÓN**  
Steel gloss nickel-plated  
Acero níquel-satinado

230V: Ø8cm | 3,1in  
120V: Ø12cm | 4,7in

**CABLE**  
Transparent or black  
Transparente o negro  
Standard: 150cm | 59,1in  
Lenght/largo customizable  
120V: 200cm | 78,7in

**RECOMMENDED BULBS**  
**BOMBILLAS RECOMENDADAS**  
230V - 50Hz

E27 LED Vintage- Max. 1x12 W

120V - 60Hz

E26 LED - Max. 1x12 W

**NET WEIGHT**  
**PESO NETO**  
1,7kg | 3,7lb



51x51x53 cm  
20x20x20,9 in  
3,8kg | 8,6lb



Certifications:



LED

## Caos ref. CA04AG-LD

LED / DIMMABLE



**LAMPSHADE TULIPA**  
Cord  
Cordón

One color to choose  
Un color a elegir



Stainless steel  
Acero inoxidable

Bottom diffuser  
Difusor inferior

**CANOPY FLORÓN**  
Steel gloss nickel-plated  
Acero níquel-satinado

230V: Ø12cm | 4,7in  
120V: Ø12cm | 4,7in

**CABLE**  
Transparent or black  
Transparente o negro  
Standard: 150cm | 59,1in  
Lenght/largo customizable  
120V: 200cm | 78,7in

**LIGHT SOURCE BUILT-IN**  
**FUENTE DE LUZ INCLUIDA**  
230V - 50Hz

17W 2700K 1645lm built-in  
upon request 3000K 1776lm

Dimming system: PHASE CUT /  
upon request DALI/ Switch DIM

100-277V - 60Hz

17W 2700K 1645lm built-in  
upon request 3000K 1776lm

Dimming system PHASE CONTROL & 0-10V  
(only 120Vac TRIAC Dimmers)

**NET WEIGHT**  
**PESO NETO**  
2,3kg | 5,1lb



51x51x53 cm  
20x20x20,9 in  
4kg | 8,8lb



Certifications:




## Coral Cay ref. COCY04



**LAMPSHADE TULIPA**  
Painted stainless steel  
Acero inoxidable pintado

One color to choose  
Un color a elegir



CUSTOM  
COLOR

Stainless steel  
Acero inoxidable

**CANOPY FLORÓN**  
Steel gloss nickel-plated  
Acero níquel-satinado

230V: Ø8cm | 3,1in  
120V: Ø12cm | 4,7in

**CABLE**  
Transparent or black  
Transparente o negro  
Standard: 150cm | 59,1in  
Lenght/largo customizable  
120V: 200cm | 78,7in

**RECOMMENDED BULBS**  
**BOMBILLAS RECOMENDADAS**  
230V - 50Hz

E27 LED Vintage- Max. 1x12 W

120V - 60Hz

E26 LED - Max. 1x12 W

**NET WEIGHT**  
**PESO NETO**  
1,1kg | 2,4lb



36x36x31 cm  
14,2x14,2x12,2 in  
1,6kg | 3,4lb



Certifications:






## Coral Cay ref. COCY04-LD

LED / DIMMABLE



**LAMPSHADE TULIPA**  
Painted stainless steel  
Acero inoxidable pintado

One color to choose  
Un color a elegir



CUSTOM COLOR

Stainless steel  
Acero inoxidable

Bottom diffuser  
Difusor inferior

**CANOPY FLORÓN**  
Steel gloss nickel-plated  
Acero níquel-satinado

230V: Ø12cm | 4,7in  
120V: Ø12cm | 4,7in

**CABLE**  
Transparent or black  
Transparente o negro

Standard: 150cm | 59,1in  
Lenght/largo customizable  
120V: 200cm | 78,7in

**LIGHT SOURCE BUILT-IN**  
FUENTE DE LUZ INCLUIDA

230V - 50Hz

17W 2700K 1645lm built-in  
upon request 3000K 1776lm

Dimming system: PHASE CUT /  
upon request DALI/ Switch DIM



100-277V - 60Hz

17W 2700K 1645lm built-in  
upon request 3000K 1776lm

Dimming system PHASE CONTROL & 0-10V  
(only 120Vac TRIAC Dimmers)

**NET WEIGHT**  
PESO NETO

1,3kg | 2,9lb



36x36x31 cm  
14,2x14,2x12,2 in  
2,1kg | 4,1lb



Certifications:  
CE cUL us


UK CA NOM

## Coral Galaxea ref. COGA04



**LAMPSHADE TULIPA**  
Painted stainless steel  
Acero inoxidable pintado

One color to choose  
Un color a elegir



CUSTOM COLOR

Stainless steel  
Acero inoxidable

**CANOPY FLORÓN**  
Steel gloss nickel-plated  
Acero níquel-satinado

230V: Ø8cm | 3,1in  
120V: Ø12cm | 4,7in

**CABLE**  
Transparent or black  
Transparente o negro

Standard: 150cm | 59,1in  
Lenght/largo customizable  
120V: 200cm | 78,7in

**RECOMMENDED BULBS**  
BOMBILLAS RECOMENDADAS

230V - 50Hz

E27 LED Vintage- Max. 1x12 W

120V - 60Hz

E26 LED - Max. 1x12 W

**NET WEIGHT**  
PESO NETO

1,2kg | 2,6lb



36x36x31 cm  
14,2x14,2x12,2 in  
1,7kg | 3,7lb



Certifications:  
CE cUL us

UK CA NOM




## Coral Galaxea ref. COGA04-LD

LED / DIMMABLE



**LAMPSHADE TULIPA**  
Painted stainless steel  
Acero inoxidable pintado

One color to choose  
Un color a elegir



CUSTOM COLOR

Stainless steel  
Acero inoxidable

Bottom diffuser  
Difusor inferior

**CANOPY FLORÓN**  
Steel gloss nickel-plated  
Acero níquel-satinado

230V: Ø12cm | 4,7in  
120V: Ø12cm | 4,7in

**CABLE**  
Transparent or black  
Transparente o negro

Standard: 150cm | 59,1in  
Lenght/largo customizable  
120V: 200cm | 78,7in

**LIGHT SOURCE BUILT-IN**  
FUENTE DE LUZ INCLUIDA

230V - 50Hz

17W 2700K 1645lm built-in  
upon request 3000K 1776lm

Dimming system: PHASE CUT /  
upon request DALI/ Switch DIM



100-277V - 60Hz

17W 2700K 1645lm built-in  
upon request 3000K 1776lm

Dimming system PHASE CONTROL & 0-10V  
(only 120Vac TRIAC Dimmers)

**NET WEIGHT**  
PESO NETO

1,9kg | 4,2lb



36x36x31 cm  
14,2x14,2x12,2 in  
2,7kg | 5,9lb



Certifications:  
CE cUL us

UK CA NOM





## Coral Reef ref. CORE04

### LAMPSHADE TULIPA

Painted stainless steel  
Acero inoxidable pintado

One color to choose  
Un color a elegir



CUSTOM  
COLOR

Stainless steel  
Acero inoxidable

### CANOPY FLORÓN

Steel gloss nickel-plated  
Acero níquel-satinado

230V: Ø8cm | 3,1in  
120V: Ø12cm | 4,7in

### CABLE

Transparent or black  
Transparente o negro

Standard: 150cm | 59,1in  
Lenght/largo customizable  
120V: 200cm | 78,7in

### RECOMMENDED BULBS BOMBILLAS RECOMENDADAS

230V - 50Hz

E27 LED Vintage- Max. 1x12 W

120V - 60Hz

E26 LED - Max. 1x12 W

### NET WEIGHT PESO NETO

1,6kg | 3,5lb



65x32x23 cm  
25,5x12,6x9,1 in  
2,2kg | 4,8lb



Certifications:



## Coral Reef ref. CORE04-LD LED / DIMMABLE

### LAMPSHADE TULIPA

Painted stainless steel  
Acero inoxidable pintado

One color to choose  
Un color a elegir



CUSTOM  
COLOR

Stainless steel  
Acero inoxidable

Bottom diffuser  
Difusor inferior

### CANOPY FLORÓN

Steel gloss nickel-plated  
Acero níquel-satinado

230V: Ø12cm | 4,7in  
120V: Ø12cm | 4,7in

### CABLE

Transparent or black  
Transparente o negro

Standard: 150cm | 59,1in  
Lenght/largo customizable  
120V: 200cm | 78,7in

### LIGHT SOURCE BUILT-IN FUENTE DE LUZ INCLUIDA

230V - 50Hz

17W 2700K 1645lm built-in  
upon request 3000K 1776lm

Dimming system: PHASE CUT /  
upon request DALI/ Switch DIM



100-277V - 60Hz

17W 2700K 1645lm built-in  
upon request 3000K 1776lm

Dimming system PHASE CONTROL 0-10V  
[only 120Vac TRIAC Dimmers]

### NET WEIGHT PESO NETO

2,4kg | 5,3lb



66x32x23 cm  
26x12,6x9,1 in  
2,9kg | 6,4lb



Certifications:




## Coral Sea ref. COSE04

### LAMPSHADE TULIPA

Painted stainless steel  
Acero inoxidable pintado

One color to choose  
Un color a elegir



CUSTOM  
COLOR

Stainless steel  
Acero inoxidable

### CANOPY FLORÓN

Steel gloss nickel-plated  
Acero níquel-satinado

230V: Ø8cm | 3,1in  
120V: Ø12cm | 4,7in

### CABLE

Transparent or black  
Transparente o negro

Standard: 150cm | 59,1in  
Lenght/largo customizable  
120V: 200cm | 78,7in

### RECOMMENDED BULBS BOMBILLAS RECOMENDADAS

230V - 50Hz

E27 LED Vintage- Max. 1x12 W

120V - 60Hz

E26 LED - Max. 1x12 W

### NET WEIGHT PESO NETO

1,4kg | 3,1lb



36x36x31 cm  
14,2x14,2x12,2 in  
2kg | 4,4lb



Certifications:





25cm | 9,8in

Ø 35cm | 13,8in



## Coral Sea ref. COSE04-LD

LED / DIMMABLE

**LAMPSHADE TULIPA**  
Painted stainless steel  
Acero inoxidable pintado

One color to choose  
Un color a elegir



CUSTOM  
COLOR

Stainless steel  
Acero inoxidable

Bottom diffuser  
Difusor inferior

**CANOPY FLORÓN**  
Steel gloss nickel-plated  
Acero níquel-satinado

230V: Ø12cm | 4,7in  
120V: Ø12cm | 4,7in

**CABLE**  
Transparent or black  
Transparente o negro

Standard: 150cm | 59,1in  
Length/largo customizable  
120V: 200cm | 78,7in

**LIGHT SOURCE BUILT-IN**  
FUENTE DE LUZ INCLUIDA

230V - 50Hz

● 17W 2700K 1645lm built-in  
upon request 3000K 1776lm

Dimming system: PHASE CUT /  
upon request DALI/ Switch DIM

100-277V - 60Hz

● 17W 2700K 1645lm built-in  
upon request 3000K 1776lm

Dimming system PHASE CONTROL & 0-10V  
(only 120Vac TRIAC Dimmers)

**NET WEIGHT**  
PESO NETO

1,9kg | 4,2lb



44x44x40 cm  
17,3x17,3x15,7 in  
2,5kg | 5,5lb



Certifications:  
CE cULus

UK CA NOM




32cm | 12,6in

Ø 44cm | 17,3in

## Coral Seurchin ref. COAU04

**LAMPSHADE TULIPA**  
Painted stainless steel  
Acero inoxidable pintado

One color to choose  
Un color a elegir



CUSTOM  
COLOR

Stainless steel  
Acero inoxidable

**CANOPY FLORÓN**  
Steel gloss nickel-plated  
Acero níquel-satinado

230V: Ø8cm | 3,1in  
120V: Ø12cm | 4,7in

**CABLE**  
Transparent or black  
Transparente o negro

Standard: 150cm | 59,1in  
Length/largo customizable  
120V: 200cm | 78,7in

**RECOMMENDED BULBS**  
BOMBILLAS RECOMENDADAS

230V - 50Hz

● E27 LED Vintage- Max. 1x12 W

120V - 60Hz

● E26 LED - Max. 1x12 W

**NET WEIGHT**  
PESO NETO

1,7kg | 3,7lb



44x44x40 cm  
17,3x17,3x15,7 in  
2,9kg | 6,4lb



Certifications:  
CE cULus


UK CA NOM



## Coral Seurchin ref. COAU04-LD LED / DIMMABLE

**LAMPSHADE TULIPA**  
Painted stainless steel  
Acero inoxidable pintado

One color to choose  
Un color a elegir



CUSTOM  
COLOR

Stainless steel  
Acero inoxidable

Bottom diffuser  
Difusor inferior

**CANOPY FLORÓN**  
Steel gloss nickel-plated  
Acero níquel-satinado

230V: Ø12cm | 4,7in  
120V: Ø12cm | 4,7in

**CABLE**  
Transparent or black  
Transparente o negro

Standard: 150cm | 59,1in  
Length/largo customizable  
120V: 200cm | 78,7in

**LIGHT SOURCE BUILT-IN**  
FUENTE DE LUZ INCLUIDA

230V - 50Hz

● 17W 2700K 1645lm built-in  
upon request 3000K 1776lm

Dimming system: PHASE CUT /  
upon request DALI/ Switch DIM

100-277V - 60Hz

● 17W 2700K 1645lm built-in  
upon request 3000K 1776lm

Dimming system PHASE CONTROL & 0-10V  
(only 120Vac TRIAC Dimmers)

**NET WEIGHT**  
PESO NETO

2,4kg | 5,3lb



44x44x40 cm  
17,3x17,3x15,7 in  
3kg | 6,9lb



Certifications:  
CE cULus

UK CA NOM

32cm | 12,6in

Ø 44cm | 17,3in

## Coral Seaurchin ref. COAU04G



**LAMPSHADE TULIPA**  
Painted stainless steel  
Acero inoxidable pintado

One color to choose  
Un color a elegir



CUSTOM  
COLOR

Stainless steel  
Acero inoxidable

**CANOPY FLORÓN**  
Steel gloss nickel-plated  
Acero níquel-satinado

230V: Ø12cm | 4,7in  
120V: Ø12cm | 4,7in

**CABLE**  
Transparent or black  
Transparente o negro  
Standard: 150cm | 59,1in  
Lenght/largo customizable  
120V: 200cm | 78,7in

**RECOMMENDED BULBS**  
BOMBILLAS RECOMENDADAS  
230V - 50Hz

E27 LED Vintage- Max. 4x12 W

120V - 60Hz

E26 LED - Max. 4x12 W

**NET WEIGHT**  
PESO NETO  
4,5kg | 9,9lb



71x71x43 cm  
28x28x17 in  
7,2kg | 15,9lb



Certifications:




## LED Coral Seaurchin ref. COAU04G-LD LED / DIMMABLE



**LAMPSHADE TULIPA**  
Painted stainless steel  
Acero inoxidable pintado

One color to choose  
Un color a elegir



CUSTOM  
COLOR

Stainless steel  
Acero inoxidable

Bottom diffuser  
Difusor inferior

**CANOPY FLORÓN**  
Steel gloss nickel-plated  
Acero níquel-satinado

230V: Ø12cm | 4,7in  
120V: Ø12cm | 4,7in

**CABLE**  
Transparent or black  
Transparente o negro  
Standard: 150cm | 59,1in  
Lenght/largo customizable  
120V: 200cm | 78,7in

**LIGHT SOURCE BUILT-IN**  
FUENTE DE LUZ INCLUIDA  
230V - 50Hz

35W 2700K 3938lm built-in  
upon request 3000K 4086lm

Dimming system: PHASE CUT /  
upon request DALI/ Switch DIM

100-277V - 60Hz

35W 2700K 3938lm built-in  
upon request 3000K 4086lm

Dimming system 0-10V

**NET WEIGHT**  
PESO NETO  
4,5kg | 9,9lb



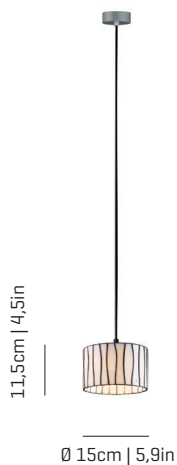
71x71x43 cm  
28x28x17 in  
8kg | 17,6lb



Certifications:




## Curvas ref. CV04-1



**LAMPSHADE TULIPA**  
Glass  
Vidrio

One color to choose  
Un color a elegir



**CANOPY FLORÓN**  
Steel gloss nickel-plated  
Acero níquel-satinado

230V: Ø8cm | 3,1in  
120V: Ø12cm | 4,7in

**CABLE**  
Transparent or black  
Transparente o negro  
Standard: 150cm | 59,1in  
Lenght/largo customizable  
120V: 200cm | 78,7in

**RECOMMENDED BULBS**  
BOMBILLAS RECOMENDADAS  
230V - 50Hz

E14 LED Vintage- Max. 1x7 W

120V - 60Hz

E12 LED - Max. 1x7 W

**NET WEIGHT**  
PESO NETO  
0,7kg | 1,5lb



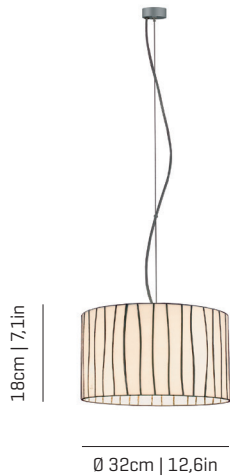
21x21x22 cm  
8,3x8,3x8,7 in  
1,7kg | 3,7lb



Certifications:




## Curvas ref. CVO4



### LAMPSHADE TULIPA

Glass  
Vidrio

One color to choose  
Un color a elegir



Bottom diffuser  
Difusor inferior

### CANOPY FLORÓN

Steel gloss nickel-plated  
Acero niquel-satinado

230V: Ø12cm | 4,7in  
120V: Ø12cm | 4,7in

### CABLE

Transparent or black  
Transparente o negro

Standard: 150cm | 59,1in  
Lenght/largo customizable  
120V: 200cm | 78,7in

### RECOMMENDED BULBS BOMBILLAS RECOMENDADAS

230V - 50Hz

E27 LED Vintage- Max. 1x8W

120V - 60Hz

E26 LED - Max. 1x8 W

### NET WEIGHT PESO NETO

2,1kg | 4,6lb



44x44x40 cm  
17,3x17,3x15,7 in  
4,4kg | 9,7lb



Certifications:




## Curvas ref. CVO4G



### LAMPSHADE TULIPA

Glass  
Vidrio

One color to choose  
Un color a elegir



Top and bottom diffuser  
Difusor superior e inferior

### CANOPY FLORÓN

Steel gloss nickel-plated  
Acero niquel-satinado

230V: Ø12cm | 4,7in  
120V: Ø12cm | 4,7in

### CABLE

Transparent or black  
Transparente o negro

Standard: 150cm | 59,1in  
Lenght/largo customizable  
120V: 200cm | 78,7in

### RECOMMENDED BULBS BOMBILLAS RECOMENDADAS

230V - 50Hz

E27 LED Vintage- Max. 4x12 W

120V - 60Hz

E26 LED - Max. 4x12 W

### NET WEIGHT PESO NETO

5,6kg | 12,3lb



60x80x45 cm  
23,6x31,5x17,7 in  
12,4kg | 27,3lb



Certifications:



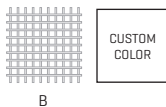
## Fluo ref. FLO4



### LAMPSHADE TULIPA

Galvanized painted steel  
Acero galvanizado pintado

One color: white  
Un color: blanco



B



### CANOPY FLORÓN

Steel gloss nickel-plated  
and Stainless steel  
Acero niquel-satinado y  
acero inoxidable

230V: Ø12cm | 4,7in  
120V: Ø12cm | 4,7in

### CABLE

Transparent or black  
Transparente o negro

Standard: 150cm | 59,1in  
Lenght/largo customizable  
120V: 200cm | 78,7in

### RECOMMENDED BULBS BOMBILLAS RECOMENDADAS

230V - 50Hz

E27 LED Vintage- Max. 1x12 W

120V - 60Hz

E26 LED - Max. 1x12 W

### NET WEIGHT PESO NETO

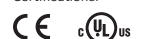
3,3kg | 7,3lb



76x81x78 cm  
29,9x31,9x30,7 in  
9,8kg | 21,6lb



Certifications:





## Gea ref. GEO4

**LAMPSHADE TULIPA**  
Painted stainless steel  
Acero inoxidable pintado

One color to choose  
Un color a elegir



CUSTOM  
COLOR

**CANOPY FLORÓN**  
Steel gloss nickel-plated  
Acero níquel-satinado

230V: Ø8cm | 3.1in  
120V: Ø12cm | 4.7in

**CABLE**  
Transparent or black  
Transparente o negro  
Standard: 150cm | 59.1in  
Lenght/largo customizable  
120V: 200cm | 78.7in

**RECOMMENDED BULBS**  
BOMBILLAS RECOMENDADAS  
230V - 50Hz

E27 LED Vintage- Max. 1x12 W

120V - 60Hz

E26 LED - Max. 1x12 W

**NET WEIGHT**  
PESO NETO  
1.1kg | 2.4lb



65x32x23 cm  
25.9x12.6x9.1 in  
2kg | 4.4lb



Certifications:



LED

## Gea ref. GEO4-LD

**LAMPSHADE TULIPA**  
Painted stainless steel  
Acero inoxidable pintado

One color to choose  
Un color a elegir



CUSTOM  
COLOR

Bottom diffuser  
Difusor inferior

**CANOPY FLORÓN**  
Steel gloss nickel-plated  
Acero níquel-satinado

230V: Ø12cm | 4.7in  
120V: Ø12cm | 4.7in

**CABLE**  
Transparent or black  
Transparente o negro  
Standard: 150cm | 59.1in  
Lenght/largo customizable  
120V: 200cm | 78.7in

LED / DIMMABLE

**LIGHT SOURCE BUILT-IN**  
FUENTE DE LUZ INCLUIDA  
230V - 50Hz

17W 2700K 1645lm built-in  
upon request 3000K 1776lm

Dimming system: PHASE CUT /  
upon request DALI/ Switch DIM

100-277V - 60Hz

17W 2700K 1645lm built-in  
upon request 3000K 1776lm

Dimming system PHASE CONTROL 0-10V  
(only 120Vac TRIAC Dimmers)

**NET WEIGHT**  
PESO NETO  
1.9kg | 4.2lb



65x32x23 cm  
25.9x12.6x9.1 in  
2.5kg | 5.8lb



Certifications:




EXT

## Gea ref. GEO4-EXT

**LAMPSHADE TULIPA**  
Painted stainless steel  
Acero inoxidable pintado

One color to choose  
Un color a elegir



CUSTOM  
COLOR

**CANOPY FLORÓN**  
Steel and stainless steel  
coated with epoxy paint  
in black  
Acero y acero inoxidable  
pintado en negro

Ø12cm | 4.7in

**STANDARDS TESTED |**  
NORMAS ENSAYADAS  
EN 60598  
EN 60529

Degree IP | Grado IP  
IP64

**CABLE**  
Black waterproof  
neoprene cable  
H05RN-F  
Cable de neopreno  
negro resistente al agua  
HR05RN-F

Standard: 150cm | 59.1in  
Lenght/largo customizable

**RECOMMENDED BULBS**  
BOMBILLAS RECOMENDADAS  
220-240V - 50/60Hz

E27 LED Vintage - Max. 1x15 W  
BULB A60 G125 G95 ST64

Only LED BULB suitable for contact with  
water and use in humid conditions  
Solamente Bombillas LED aptas para  
el contacto con el agua y utilización en  
condiciones de humedad

not available in 120V

\* Please note that for environments with a high salinity,  
proper maintenance of the luminaire will be necessary. We  
recommend cleaning it with a soft brush and remove salt,  
dust, or dirt deposited by moisture or wind.  
\*Tenga en cuenta que para ambientes con alto grado de  
salinidad, será necesario realizar un correcto mantenimiento  
de la luminaria. Recomendamos limpiar con un cepillo suave  
y retirar la sal, el polvo o la suciedad depositada por la  
humedad o el viento.

**NET WEIGHT**  
PESO NETO  
2.1kg | 4.6lb




65x32x23 cm  
25.9x12.6x9.1 in  
2.4kg | 5.5lb



Certifications:



21cm | 8.3in




Ø24cm | 9.4in

## Inn ref. IN04-Mini

### LAMPSHADE TULIPA

Painted stainless steel  
Acero inoxidable pintado

One color to choose  
Un color a elegir



CUSTOM  
COLOR

Steel painted in black  
Acero pintado en negro

### CANOPY FLORÓN

Steel painted in matt  
black

Acero pintado en negro  
mate

230V: Ø8cm | 3,1in  
120V: Ø12cm | 4,7in

### CABLE

Black  
Negro

Standard: 150cm | 59,1in  
Length/largo customizable  
120V: 200cm | 78,7in

### RECOMMENDED BULBS BOMBILLAS RECOMENDADAS

230V - 50Hz

E14 LED Vintage- Max. 1x12 W

120V - 60Hz

E12 LED - Max. 1x12 W

### NET WEIGHT PESO NETO

0,7kg | 1,5lb



36x36x31 cm  
14,2x14,2x12,2 in

1kg | 2,2lb



Certifications:




## Inn ref. IN04

### LAMPSHADE TULIPA

Painted stainless steel  
Acero inoxidable pintado

One color to choose  
Un color a elegir



CUSTOM  
COLOR

Steel painted in black  
Acero pintado en negro

### CANOPY FLORÓN

Steel painted in matt  
black

Acero pintado en negro  
mate

230V: Ø8cm | 3,1in  
120V: Ø12cm | 4,7in

### CABLE

Black  
Negro

Standard: 150cm | 59,1in  
Length/largo customizable  
120V: 200cm | 78,7in

### RECOMMENDED BULBS BOMBILLAS RECOMENDADAS

230V - 50Hz

E27 LED Vintage- Max. 1x12 W

120V - 60Hz

E26 LED - Max. 1x12 W

### NET WEIGHT PESO NETO

1,2kg | 2,6lb



44x44x40 cm  
17,3x17,3x15,7 in


2,8kg | 6,2lb



Certifications:



32cm | 12.6in




Ø38cm | 15in

## Lea ref. LA04-Mini

### LAMPSHADE TULIPA

Painted stainless steel  
Acero inoxidable pintado

One color to choose  
Un color a elegir



Stainless steel  
Acero inoxidable

### CANOPY FLORÓN

Steel gloss nickel-plated  
Acero niquel-satinado

230V: Ø8cm | 3,1in  
120V: Ø12cm | 4,7in

### CABLE

Transparent or black  
Transparente o negro

Standard: 150cm | 59,1in  
Length/largo customizable  
120V: 200cm | 78,7in

### RECOMMENDED BULBS BOMBILLAS RECOMENDADAS

230V - 50Hz

E14 LED Vintage- Max. 1x12 W

120V - 60Hz

E12 LED - Max. 1x12 W

### NET WEIGHT PESO NETO

0,8kg | 1,8lb



36x36x31 cm  
14,2x14,2x12,2 in

1,2kg | 2,6lb



Certifications:



18cm | 7.1in



32x32cm | 12.6x12.6in




LED

## Lea ref. LA04-Mini-LD

**LAMPSHADE TULIPA**  
Painted stainless steel  
Acero inoxidable pintado

One color to choose  
Un color a elegir



Stainless steel  
Acero inoxidable

**CANOPY FLORÓN**  
Steel gloss nickel-plated  
Acero níquel-satinado

230V: Ø12cm | 4,7in  
120V: Ø12cm | 4,7in

**CABLE**  
Transparent or black  
Transparente o negro

Standard: 150cm | 59,1in  
Length/largo customizable  
120V: 200cm | 78,7in

**LIGHT SOURCE BUILT-IN**  
FUENTE DE LUZ INCLUIDA

230V - 50Hz

8W 2700K 960lm built-in  
upon request 3000K 1067lm

Dimming system PHASE CUT

100-277V - 60Hz

8W 2700K 960lm built-in  
upon request 3000K 1067lm

Dimming system PHASE CONTROL 6 0-10V  
[only 120Vac TRIAC Dimmers]

**NET WEIGHT**  
PESO NETO

1kg | 2,2lb

36x36x31 cm  
14,2x14,2x12,2 in  
1,4kg | 3,1lb



Certifications:  
CE cUL US

UK CA NOM


23cm | 9in



## Lea ref. LA04

**LAMPSHADE TULIPA**  
Painted stainless steel  
Acero inoxidable pintado

One color to choose  
Un color a elegir



Stainless steel  
Acero inoxidable

**CANOPY FLORÓN**  
Steel gloss nickel-plated  
Acero níquel-satinado

230V: Ø8cm | 3,1in  
120V: Ø12cm | 4,7in

**CABLE**  
Transparent or black  
Transparente o negro

Standard: 150cm | 59,1in  
Length/largo customizable  
120V: 200cm | 78,7in

**RECOMMENDED BULBS**  
BOMBILLAS RECOMENDADAS

230V - 50Hz

E27 LED Vintage- Max. 1x12 W

120V - 60Hz

E26 LED - Max. 1x12 W

**NET WEIGHT**  
PESO NETO

1kg | 2,2lb

36x36x31 cm  
14,2x14,2x12,2 in  
1,9kg | 4,2lb



Certifications:  
CE cUL US


UK CA NOM

LED

## Lea ref. LA04-LD

**LAMPSHADE TULIPA**  
Painted stainless steel  
Acero inoxidable pintado

One color to choose  
Un color a elegir



Stainless steel  
Acero inoxidable

**CANOPY FLORÓN**  
Steel gloss nickel-plated  
Acero níquel-satinado

230V: Ø12cm | 4,7in  
120V: Ø12cm | 4,7in

**CABLE**  
Transparent or black  
Transparente o negro

Standard: 150cm | 59,1in  
Length/largo customizable  
120V: 200cm | 78,7in

**LIGHT SOURCE BUILT-IN**  
FUENTE DE LUZ INCLUIDA

230V - 50Hz

12W 2700K 1151 lm built-in  
upon request 3000K 1243 lm

Dimming system: PHASE CUT /  
upon request DALI/ Switch DIM

100-277V - 60Hz

12W 2700K 1151 lm built-in  
upon request 3000K 1243 lm

Dimming system PHASE CONTROL 6 0-10V  
[only 120Vac TRIAC Dimmers]

**NET WEIGHT**  
PESO NETO

1,5kg | 3,3lb

36x36x31 cm  
14,2x14,2x12,2 in  
2,4kg | 5,3lb



Certifications:  
CE cUL US

UK CA NOM

23cm | 9in






## Lea ref. LA04G

**LAMPSHADE TULIPA**  
Painted stainless steel  
Acero inoxidable pintado

One color to choose  
Un color a elegir



Stainless steel  
Acero inoxidable

**CANOPY FLORÓN**  
Steel gloss nickel-plated  
Acero níquel-satinado

230V: Ø8cm | 3,1in  
120V: Ø12cm | 4,7in

**CABLE**  
Transparent or black  
Transparente o negro  
Standard: 150cm | 59,1in  
Length/largo customizable  
120V: 200cm | 78,7in

**RECOMMENDED BULBS**  
**BOMBILLAS RECOMENDADAS**  
230V - 50Hz

E27 LED Vintage- Max. 3x12 W

120V - 60Hz  
 E26 LED - Max. 3x12 W

**NET WEIGHT**  
**PESO NETO**  
2,1kg | 4,6lb

47x47x63 cm  
18,5x18,5x24,8 in  
2,4kg | 5,3lb


Certifications:



## LED Lea ref. LA04G-LD

**LAMPSHADE TULIPA**  
Painted stainless steel  
Acero inoxidable pintado

One color to choose  
Un color a elegir



Stainless steel  
Acero inoxidable

**CANOPY FLORÓN**  
Steel gloss nickel-plated  
Acero níquel-satinado

230V: Ø12cm | 4,7in  
120V: Ø12cm | 4,7in

**CABLE**  
Transparent or black  
Transparente o negro  
Standard: 150cm | 59,1in  
Length/largo customizable  
120V: 200cm | 78,7in

**LIGHT SOURCE BUILT-IN**  
**FUENTE DE LUZ INCLUIDA**  
230V - 50Hz

17W 2700K 1645lm built-in  
upon request 3000K 1776lm  
Dimming system: PHASE CUT /  
upon request DALI/ Switch DIM



100-277V - 60Hz

17W 2700K 1645lm built-in  
upon request 3000K 1776lm

Dimming system PHASE CONTROL & 0-10V  
(only 120Vac TRIAC Dimmers)

**NET WEIGHT**  
**PESO NETO**  
2,3kg | 5,1lb

47x47x63 cm  
18,5x18,5x24,8 in  
2,5kg | 5,5lb


Certifications:



## Luisa ref. LS04

**LAMPSHADE TULIPA**  
Painted stainless steel  
Acero inoxidable pintado

One color to choose  
Un color a elegir



Stainless steel  
Acero inoxidable

**CANOPY FLORÓN**  
Steel gloss nickel-plated  
Acero níquel-satinado

230V: Ø8cm | 3,1in  
120V: Ø12cm | 4,7in

**CABLE**  
Transparent  
Transparente  
Standard: 150cm | 59,1in  
Length/largo customizable  
120V: 200cm | 78,7in

**RECOMMENDED BULBS**  
**BOMBILLAS RECOMENDADAS**  
230V - 50Hz

E27 LED Vintage- Max. 1x12 W

120V - 60Hz  
 E26 LED - Max. 1x12 W

**NET WEIGHT**  
**PESO NETO**  
1,6kg | 3,5lb

44x44x40 cm  
17,3x17,3x15,7 in  
3kg | 6,6lb

Certifications:





**LED** **Luisa** ref. **LS04-LD**

LED / DIMMABLE

**LAMPSHADE TULIPA**  
Painted stainless steel  
Acero inoxidable pintado

**CANOPY FLORÓN**  
Steel gloss nickel-plated  
Acero níquel-satinado

**LIGHT SOURCE BUILT-IN**  
**FUENTE DE LUZ INCLUIDA**

**NET WEIGHT**  
**PESO NETO**

One color to choose  
Un color a elegir

230V: Ø12cm | 4,7in  
120V: Ø12cm | 4,7in

230V - 50Hz

17W 2700K 1645lm built-in  
upon request 3000K 1776lm



Dimming system: PHASE CUT /  
upon request DALI/ Switch DIM

2,4kg | 5,3lb



44x44x40 cm  
17,3x17,3x15,7 in  
3,5kg | 7,1lb



CUSTOM  
COLOR

**CABLE**  
Transparent  
Transparente

Standard: 150cm | 59,1in  
Lenght/largo customizable  
120V: 200cm | 78,7in

100-277V - 60Hz

17W 2700K 1645lm built-in  
upon request 3000K 1776lm

Dimming system PHASE CONTROL & 0-10V  
(only 120Vac TRIAC Dimmers)



Certifications:



**Luisa** ref. **LS04G**



**LAMPSHADE TULIPA**  
Painted stainless steel  
Acero inoxidable pintado

**CANOPY FLORÓN**  
Steel gloss nickel-plated  
Acero níquel-satinado

**RECOMMENDED BULBS**  
**BOMBILLAS RECOMENDADAS**

**NET WEIGHT**  
**PESO NETO**

One color to choose  
Un color a elegir

230V: Ø8cm | 3,1in  
120V: Ø12cm | 4,7in

230V - 50Hz

E27 LED Vintage- Max. 1x12 W

2,7kg | 6lb



51x51x53 cm  
20x20x20,9 in  
4kg | 9lb



CUSTOM  
COLOR

**CABLE**  
Transparent  
Transparente

Standard: 150cm | 59,1in  
Lenght/largo customizable  
120V: 200cm | 78,7in

120V - 60Hz

E26 LED - Max. 1x12 W



Certifications:



**LED** **Luisa** ref. **LS04G-LD**

LED / DIMMABLE



**LAMPSHADE TULIPA**  
Painted stainless steel  
Acero inoxidable pintado

**CANOPY FLORÓN**  
Steel gloss nickel-plated  
Acero níquel-satinado

**LIGHT SOURCE BUILT-IN**  
**FUENTE DE LUZ INCLUIDA**

**NET WEIGHT**  
**PESO NETO**

One color to choose  
Un color a elegir

230V: Ø12cm | 4,7in  
120V: Ø12cm | 4,7in

230V - 50Hz

17W 2700K 1645lm built-in  
upon request 3000K 1776lm



Dimming system: PHASE CUT /  
upon request DALI/ Switch DIM

3,3kg | 7,3lb



51x51x53 cm  
20x20x20,9 in  
4,6kg | 10,1lb



CUSTOM  
COLOR

**CABLE**  
Transparent  
Transparente

Standard: 150cm | 59,1in  
Lenght/largo customizable  
120V: 200cm | 78,7in

100-277V - 60Hz

17W 2700K 1645lm built-in  
upon request 3000K 1776lm

Dimming system PHASE CONTROL & 0-10V  
(only 120Vac TRIAC Dimmers)



Certifications:





17cm | 6,7in

60x47cm | 23,6x18,5in \*

LED

## Mytilus ref. MY04

LED / DIMMABLE

**LAMPSHADE TULIPA**  
Painted stainless steel  
Acero inoxidable pintado

One color: white  
Un color: blanco



BL

**DIFFUSER DIFUSOR**  
Glass sphere  
Esfera de vidrio

\*approximate measurements  
\*medidas aproximadas

**CANOPY FLORÓN**  
Steel painted in white  
Acero pintado en blanco

230V: Ø12cm | 4,7in  
120V: Ø12cm | 4,7in

**CABLE**  
Transparent  
Transparente

Standard: 150cm | 59,1in  
Lenght/largo customizable  
120V: 200cm | 78,7in

**LIGHT SOURCE BUILT-IN**  
FUENTE DE LUZ INCLUIDA

230V - 50Hz

8W 2700K 960lm built-in  
upon request 3000K 1067lm



Dimming system: PHASE CUT /  
upon request DALI/ Switch DIM

100-277V - 60Hz

8W 2700K 960lm built-in  
upon request 3000K 1067lm

Dimming system PHASE CONTROL & 0-10V  
(only 120Vac TRIAC Dimmers)

**NET WEIGHT**  
PESO NETO

3kg | 6,6lb



60x60x22 cm  
23,6x23,6x8,7 in  
5,5kg | 12,1lb



Certifications:



22cm | 8,7in

90x74cm | 35,4x29,1in \*

LED

## Mytilus ref. MY04G

LED / DIMMABLE

**LAMPSHADE TULIPA**  
Painted stainless steel  
Acero inoxidable pintado

One color: white  
Un color: blanco



BL

**DIFFUSER DIFUSOR**  
Glass sphere  
Esfera de vidrio

\*approximate measurements  
\*medidas aproximadas

**CANOPY FLORÓN**  
Steel painted in white  
Acero pintado en blanco

230V: Ø12cm | 4,7in  
120V: Ø12cm | 4,7in

**CABLE**  
Transparent  
Transparente

Standard: 150cm | 59,1in  
Lenght/largo customizable  
120V: 200cm | 78,7in

**LIGHT SOURCE BUILT-IN**  
FUENTE DE LUZ INCLUIDA

230V - 50Hz

8W 2700K 960lm built-in  
upon request 3000K 1067lm



Dimming system: PHASE CUT /  
upon request DALI/ Switch DIM

100-277V - 60Hz

8W 2700K 960lm built-in  
upon request 3000K 1067lm

Dimming system PHASE CONTROL & 0-10V  
(only 120Vac TRIAC Dimmers)

**NET WEIGHT**  
PESO NETO


7,4kg | 16,5lb



82x97x30 cm  
32,3x38,2x11,8 in  
7,6kg | 16,7lb



Certifications:



30cm | 11,8in

100x3cm | 39.4x1.2 in

LED

## Nebra ref. NB04

LED / DIMMABLE

**LAMPSHADE TULIPA**  
Painted stainless steel  
Acero inoxidable pintado

One color to choose  
Un color a elegir



Steel painted in black  
Acero pintado en negro

**DIFFUSER DIFUSOR**  
Bottom & interior  
Inferior e interior

**CANOPY FLORÓN**  
Steel painted in black  
Acero pintado en negro

230V:  
30x5x2cm | 11,8x1,9x0,8in  
120V:  
30x12x2cm | 11,8x4,7x0,8in

**CABLE**  
Black  
Negro

Standard Over all Height:  
150cm | 59,1in  
Lenght/largo customizable  
120V: 200cm | 78,7in

**LIGHT SOURCE BUILT-IN**  
FUENTE DE LUZ INCLUIDA

230V - 50Hz

STRIP 20W 2700K 2173lm built-in:  
directional light 1854lm  
decorative light 319lm

120V - 60Hz

STRIP 20W 2700K 2173lm built-in:  
directional light 1854lm  
decorative light 319lm

**NET WEIGHT**  
PESO NETO

2,2kg | 4,8lb



107x35x16 cm  
42,1x13,8x6,3 in  
3,1kg | 6,8lb



Certifications:



color picture: T [taupe]




## Nevo<sup>ref.</sup> NE04-1

### LAMPSHADE TULIPA

Painted stainless steel  
Acero inoxidable pintado

One color to choose  
Un color a elegir



CUSTOM  
COLOR

Steel gloss nickel-plated  
and Stainless steel  
Acero níquel-satinado  
y acero inoxidable

### CANOPY FLORÓN

Steel painted in white  
Acero pintado en blanco

230V: Ø8cm | 3,1in  
120V: Ø12cm | 4,7in

### CABLE

Transparent  
Transparente

Standard: 150cm | 59,1in  
Lenght/largo customizable  
120V: 200cm | 78,7in

### RECOMMENDED BULBS BOMBILLAS RECOMENDADAS

230V - 50Hz

E14 LED Vintage - Max. 2x7 W

120V - 60Hz

E12 LED - Max. 2x7 W

### NET WEIGHT PESO NETO

1,2kg | 2,6lb



36x36x31 cm  
14,2x14,2x12,2 in  
2,3kg | 5lb



Certifications:



LED

## Nevo<sup>ref.</sup> NE04-1-LD

### LAMPSHADE TULIPA

Painted stainless steel  
Acero inoxidable pintado

One color to choose  
Un color a elegir



CUSTOM  
COLOR

Stainless steel  
Acero inoxidable

Inside diffuser  
Difusor interno

### CANOPY FLORÓN

Steel painted in white  
Acero pintado en blanco

230V: Ø12cm | 4,7in  
120V: Ø12cm | 4,7in

### CABLE

Transparent  
Transparente

Standard: 150cm | 59,1in  
Lenght/largo customizable  
120V: 200cm | 78,7in

### LIGHT SOURCE BUILT-IN FUENTE DE LUZ INCLUIDA

230V - 50Hz

12W 2700K 1151 lm built-in  
upon request 3000K 1243lm

Dimming system: PHASE CUT /  
upon request DALI/ Switch DIM

100-277V - 60Hz

12W 2700K 1151 lm built-in  
upon request 3000K 1243 lm

Dimming system PHASE CONTROL & 0-10V  
(only 120Vac TRIAC Dimmers)

### NET WEIGHT PESO NETO

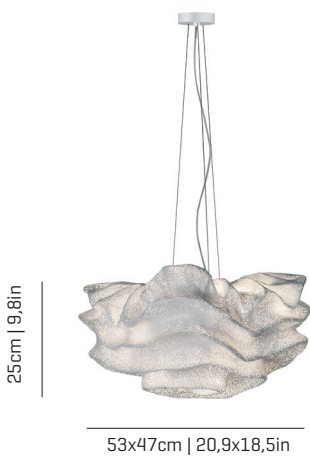
1,9kg | 4,2lb



36x36x31 cm  
14,2x14,2x12,2 in  
2,6kg | 5,1lb



Certifications:



## Nevo<sup>ref.</sup> NE04

### LAMPSHADE TULIPA

Painted stainless steel  
Acero inoxidable pintado

One color to choose  
Un color a elegir



CUSTOM  
COLOR

Steel gloss nickel-plated  
and Stainless steel  
Acero níquel-satinado  
y acero inoxidable

### CANOPY FLORÓN

Steel painted in white  
Acero pintado en blanco

230V: Ø12cm | 4,7in  
120V: Ø12cm | 4,7in

### CABLE

Transparent  
Transparente

Standard: 150cm | 59,1in  
Lenght/largo customizable  
120V: 200cm | 78,7in

### RECOMMENDED BULBS BOMBILLAS RECOMENDADAS

230V - 50Hz

E27 LED Vintage- Max. 3x8 W

120V - 60Hz

E26 LED - Max. 3x8 W

### NET WEIGHT PESO NETO

3,1kg | 6,8lb



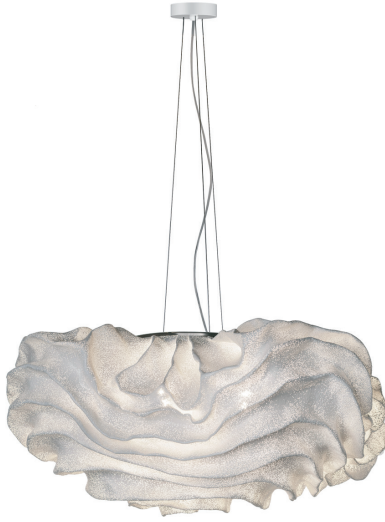
60x60x33 cm  
23,6x23,6x13 in  
5kg | 11lb



Certifications:



30cm | 11.8in



Ø 90cm | 35.4in

## Nevo ref. NE04G

**LAMPSHADE TULIPA**  
Painted stainless steel  
Acero inoxidable pintado

One color to choose  
Un color a elegir



CUSTOM  
COLOR

Steel gloss nickel-plated  
and Stainless steel  
Acero niquel-satinado  
y acero inoxidable

**CANOPY FLORÓN**  
Steel painted in white  
Acero pintado en blanco

230V: Ø12cm | 4.7in  
120V: Ø12cm | 4.7in

**CABLE**  
Transparent  
Transparente

Standard: 150cm | 59.1in  
Lenght/largo customizable  
120V: 200cm | 78.7in

**RECOMMENDED BULBS**  
**BOMBILLAS RECOMENDADAS**  
230V - 50Hz

E27 LED Vintage- Max. 4x12 W

120V - 60Hz

E26 LED - Max. 4x12 W

**NET WEIGHT**  
**PESO NETO**

5,6kg | 12,3lb



84x84x38 cm  
33x33x15 in  
9,4kg | 20,7lb



Certifications:



15 cm | 5.9in



Ø16 cm | 6.3in

## Onn ref. ON04-Mini

**LAMPSHADE TULIPA**  
Painted stainless steel  
Acero inoxidable pintado

One color to choose  
Un color a elegir



CUSTOM  
COLOR

Stainless steel  
Acero inoxidable

**CANOPY FLORÓN**  
Steel gloss nickel-plated  
Acero niquel-satinado

230V: Ø8cm | 3.1in  
120V: Ø12cm | 4.7in

**CABLE**  
Transparent or black  
Transparente o negro

Standard:  
150cm | 59.1in

Lenght/largo  
customizable:  
120V: 200cm | 78.7in

**RECOMMENDED BULBS**  
**BOMBILLAS RECOMENDADAS**  
230V - 50Hz

E14 LED Vintage - Max. 1x4 W

120V - 60Hz

E12 LED - Max. 1x4 W

**NET WEIGHT**  
**PESO NETO**

0,4kg | 0,9lb



21x21x22 cm  
8,3x8,3x8,7 in  
1kg | 2,2lb



Certifications:




\*Minimum order 2 pieces / Pedido mínimo 2 unidades

LED

## Onn ref. ON04-Mini-LD

**LAMPSHADE TULIPA**  
Painted stainless steel  
Acero inoxidable pintado

One color to choose  
Un color a elegir



CUSTOM  
COLOR

Stainless steel  
Acero inoxidable

Bottom diffuser  
Difusor inferior

**CANOPY FLORÓN**  
Steel gloss nickel-plated  
Acero niquel-satinado

230V: Ø12cm | 4.7in  
120V: Ø12cm | 4.7in

**CABLE**  
Transparent or black  
Transparente o negro

Standard:  
150cm | 59.1in

Lenght/largo  
customizable:  
120V: 200cm | 78.7in

**LIGHT SOURCE BUILT-IN**  
**FUENTE DE LUZ INCLUIDA**  
230V - 50Hz

8W 2700K 960lm built-in   
upon request 3000K 1067lm

Dimming system PHASE CUT

100-277V - 60Hz

8W 2700K 960lm built-in   
upon request 3000K 1067lm

Dimming system PHASE CONTROL 0-10V  
[only 120Vac TRIAC Dimmers]

**NET WEIGHT**  
**PESO NETO**

1kg | 2,2lb



21x21x22 cm  
8,3x8,3x8,7 in  
1,6kg | 3,6lb



Certifications:



\*Minimum order 2 pieces / Pedido mínimo 2 unidades

## Onn ref. ON04-1



**LAMPSHADE TULIPA**  
Painted stainless steel  
Acero inoxidable pintado

One color to choose  
Un color a elegir



CUSTOM  
COLOR

Stainless steel  
Acero inoxidable

**CANOPY FLORÓN**  
Steel gloss nickel-plated  
Acero níquel-satinado

230V: Ø8cm | 3,1in  
120V: Ø12cm | 4,7in

**CABLE**  
Transparent or black  
Transparente o negro  
Standard: 150cm | 59,1in  
Length/largo customizable  
120V: 200cm | 78,7in

**RECOMMENDED BULBS**  
BOMBILLAS RECOMENDADAS  
230V - 50Hz

E27 LED Vintage- Max. 1x12 W

120V - 60Hz

E26 LED - Max. 1x12 W

**NET WEIGHT**  
PESO NETO  
0,8kg | 1,8lb



36x36x31 cm  
14,2x14,2x12,2 in  
1,2kg | 2,7lb



Certifications:




LED

## Onn ref. ON04-1-LD



**LAMPSHADE TULIPA**  
Painted stainless steel  
Acero inoxidable pintado

One color to choose  
Un color a elegir



CUSTOM  
COLOR

Stainless steel  
Acero inoxidable

Bottom diffuser  
Difusor inferior

**CANOPY FLORÓN**  
Steel gloss nickel-plated  
Acero níquel-satinado

230V: Ø12cm | 4,7in  
120V: Ø12cm | 4,7in

**CABLE**  
Transparent or black  
Transparente o negro  
Standard: 150cm | 59,1in  
Length/largo customizable  
120V: 200cm | 78,7in

LED / DIMMABLE

**LIGHT SOURCE BUILT-IN**  
FUENTE DE LUZ INCLUIDA  
230V - 50Hz

8W 2700K 960lm built-in  
upon request 3000K 1067lm  
Dimming system PHASE CUT  
upon request DALI / Switch DIM



100-277V - 60Hz

8W 2700K 960lm built-in  
upon request 3000K 1067lm

Dimming system PHASE CONTROL 6 0-10V  
[only 120Vac TRIAC Dimmers]

**NET WEIGHT**  
PESO NETO  
1kg | 2,2lb



36x36x31 cm  
14,2x14,2x12,2 in  
1,6kg | 3,6lb



Certifications:



## Onn ref. ON04



**LAMPSHADE TULIPA**  
Painted stainless steel  
Acero inoxidable pintado

One color to choose  
Un color a elegir



CUSTOM  
COLOR

Stainless steel  
Acero inoxidable

**CANOPY FLORÓN**  
Steel gloss nickel-plated  
Acero níquel-satinado

230V: Ø8cm | 3,1in  
120V: Ø12cm | 4,7in

**CABLE**  
Transparent or black  
Transparente o negro  
Standard: 150cm | 59,1in  
Length/largo customizable  
120V: 200cm | 78,7in

**RECOMMENDED BULBS**  
BOMBILLAS RECOMENDADAS  
230V - 50Hz

E27 LED Vintage- Max. 1x12 W

120V - 60Hz

E26 LED - Max. 1x12 W

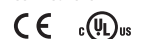
**NET WEIGHT**  
PESO NETO  
1,4kg | 3,1lb



44x44x40 cm  
17,3x17,3x15,7 in  
3kg | 6,6lb



Certifications:



LED

## Onn ref. ON04-LD


LED / DIMMABLE



33cm | 13.1in

Ø35cm | 13.8in

## LAMPSHADE TULIPA

Painted stainless steel  
Acero inoxidable pintadoOne color to choose  
Un color a elegirCUSTOM  
COLORStainless steel  
Acero inoxidableBottom diffuser  
Difusor inferior

## CANOPY FLORÓN

Steel gloss nickel-plated  
Acero níquel-satinado230V: Ø12cm | 4,7in  
120V: Ø12cm | 4,7in

## CABLE

Transparent or black  
Transparente o negroStandard: 150cm | 59,1in  
Length/largo customizable  
120V: 200cm | 78,7inLIGHT SOURCE BUILT-IN  
FUENTE DE LUZ INCLUIDA

230V - 50Hz

 17W 2700K 1645lm built-in  
upon request 3000K 1776lm
Dimming system: PHASE CUT /  
upon request DALI/ Switch DIM

100-277V - 60Hz

 17W 2700K 1645lm built-in  
upon request 3000K 1776lm
Dimming system PHASE CONTROL & 0-10V  
(only 120Vac TRIAC Dimmers)NET WEIGHT  
PESO NETO

2kg | 4,4lb

44x44x40 cm  
17,3x17,3x15,7 in  
3,8kg | 8,4lb

Certifications:




47cm | 18.5in

Ø46cm | 18.1in

## Onn ref. ON04G

## LAMPSHADE TULIPA

Painted stainless steel  
Acero inoxidable pintadoOne color to choose  
Un color a elegirCUSTOM  
COLORStainless steel  
Acero inoxidable

## CANOPY FLORÓN

Steel gloss nickel-plated  
Acero níquel-satinado230V: Ø8cm | 3,1in  
120V: Ø12cm | 4,7in

## CABLE

Transparent or black  
Transparente o negroStandard: 150cm | 59,1in  
Length/largo customizable  
120V: 200cm | 78,7inRECOMMENDED BULBS  
BOMBILLAS RECOMENDADAS

230V - 50Hz

E27 LED Vintage- Max. 3x12 W

120V - 60Hz

E26 LED - Max. 3x12 W

NET WEIGHT  
PESO NETO

2,3kg | 5,1lb

51x51x53 cm  
20x20x20,9 in  
4,8kg | 10,6lb

Certifications:



LED

## Onn ref. ON04G-LD


LED / DIMMABLE



47cm | 18.5in

Ø46cm | 18.1in

## LAMPSHADE TULIPA

Painted stainless steel  
Acero inoxidable pintadoOne color to choose  
Un color a elegirCUSTOM  
COLORStainless steel  
Acero inoxidableBottom diffuser  
Difusor inferior

## CANOPY FLORÓN

Steel gloss nickel-plated  
Acero níquel-satinado230V: Ø12cm | 4,7in  
120V: Ø12cm | 4,7in

## CABLE

Transparent or black  
Transparente o negroStandard: 150cm | 59,1in  
Length/largo customizable  
120V: 200cm | 78,7inLIGHT SOURCE BUILT-IN  
FUENTE DE LUZ INCLUIDA

230V - 50Hz

 17W 2700K 1645lm built-in  
upon request 3000K 1776lm
Dimming system: PHASE CUT /  
upon request DALI/ Switch DIM

100-277V - 60Hz

 17W 2700K 1645lm built-in  
upon request 3000K 1776lm
Dimming system PHASE CONTROL & 0-10V  
(only 120Vac TRIAC Dimmers)NET WEIGHT  
PESO NETO

3,4kg | 7,5lb

51x51x53 cm  
20x20x20,9 in  
5,6kg | 12,3lb

Certifications:



18 cm | 7.1in



Ø12 cm | 4.7in

LED

## Parga 1 ref. PA104

LED / DIMMABLE

**LAMPSHADE TULIPA**  
Stone | Piedra

Natural color  
Color natural

Painted Stainless steel  
Acero inoxidable pintado

Bottom diffuser  
Difusor inferior

**CANOPY FLORÓN**  
Steel painted in matt black  
Acero pintado en negro mate

230V: Ø12cm | 4,7in  
120V: Ø12cm | 4,7in

**CABLE**  
Black | Negro  
Standard: 150cm | 59,1in  
Lenght/largo customizable  
120V: 200cm | 78,7in

**LIGHT SOURCE BUILT-IN**  
FUENTE DE LUZ INCLUIDA

230V - 50Hz

8W 2700K 960lm built-in  
upon request 3000K 1067lm  
Dimming system: PHASE CUT /  
upon request DALI/ Switch DIM



100-277V - 60Hz

8W 2700K 960lm built-in  
upon request 3000K 1067lm

Dimming system PHASE CONTROL & 0-10V  
(only 120Vac TRIAC Dimmers)

**NET WEIGHT**  
PESO NETO

2kg | 4,4lb



36x26x19 cm  
14,2x10,2x7,5 in  
2,3kg | 5,1lb



Certifications:



24 cm | 9.4in



Ø10 cm | 3.9in

LED

## Parga 2 ref. PA204

LED / DIMMABLE

**LAMPSHADE TULIPA**  
Stone | Piedra

Natural color  
Color natural

Painted Stainless steel  
Acero inoxidable pintado

Bottom diffuser  
Difusor inferior

**CANOPY FLORÓN**  
Steel painted in matt black  
Acero pintado en negro mate

230V: Ø12cm | 4,7in  
120V: Ø12cm | 4,7in

**CABLE**  
Black | Negro  
Standard: 150cm | 59,1in  
Lenght/largo customizable  
120V: 200cm | 78,7in

**LIGHT SOURCE BUILT-IN**  
FUENTE DE LUZ INCLUIDA

230V - 50Hz

8W 2700K 960lm built-in  
upon request 3000K 1067lm



Dimming system: PHASE CUT /  
upon request DALI/ Switch DIM

100-277V - 60Hz

8W 2700K 960lm built-in  
upon request 3000K 1067lm

Dimming system PHASE CONTROL & 0-10V  
(only 120Vac TRIAC Dimmers)

**NET WEIGHT**  
PESO NETO

2,2kg | 4,8lb



20x20x34 cm  
7,9x7,9x13,4 in  
2,5kg | 5,5lb



Certifications:



30 cm | 11.8in



Ø8 cm | 3.1in

LED

## Parga 3 ref. PA304

LED / DIMMABLE

**LAMPSHADE TULIPA**  
Stone | Piedra

Natural color  
Color natural

Painted Stainless steel  
Acero inoxidable pintado

Bottom diffuser  
Difusor inferior

**CANOPY FLORÓN**  
Steel painted in matt black  
Acero pintado en negro mate

230V: Ø12cm | 4,7in  
120V: Ø12cm | 4,7in

**CABLE**  
Black | Negro  
Standard: 150cm | 59,1in  
Lenght/largo customizable  
120V: 200cm | 78,7in

**LIGHT SOURCE BUILT-IN**  
FUENTE DE LUZ INCLUIDA

230V - 50Hz

8W 2700K 960lm built-in  
upon request 3000K 1067lm



Dimming system: PHASE CUT /  
upon request DALI/ Switch DIM

100-277V - 60Hz

8W 2700K 960lm built-in  
upon request 3000K 1067lm

Dimming system PHASE CONTROL & 0-10V  
(only 120Vac TRIAC Dimmers)

**NET WEIGHT**  
PESO NETO

2,6kg | 5,7lb



20x20x34 cm  
7,9x7,9x13,4 in  
2,9kg | 6,4lb



Certifications:





## Pili ref. PL04-Mini

**LAMPSHADE TULIPA**  
Painted stainless steel thread  
Hilo de acero inoxidable pintado

One color: white  
Un color: blanco



B

**CANOPY FLORÓN**  
Steel gloss nickel-plated  
Acero níquel-satinado

230V: Ø8cm | 3,1in  
120V: Ø12cm | 4,7in

**CABLE**  
Transparent  
Transparente

Standard: 150cm | 59,1in

Lenght/largo customizable:  
120V: 200cm | 78,7in

**RECOMMENDED BULBS**  
**BOMBILLAS RECOMENDADAS**

230V - 50Hz



120V - 60Hz



**NET WEIGHT**  
**PESO NETO**

0,8kg | 1,8lb



36x36x30 cm  
14,2x14,2x11,8 in

1,5kg | 3,3lb



Certifications:  
CE cUL us

UK CA NOM



## Pili ref. PL04

**LAMPSHADE TULIPA**  
Painted stainless steel thread  
Hilo de acero inoxidable pintado

One color: white  
Un color: blanco



B

**CANOPY FLORÓN**  
Steel gloss nickel-plated  
Acero níquel-satinado

230V: Ø8cm | 3,1in  
120V: Ø12cm | 4,7in

**CABLE**  
Transparent  
Transparente

Standard: 150cm | 59,1in  
Lenght/largo customizable  
120V: 200cm | 78,7in

**RECOMMENDED BULBS**  
**BOMBILLAS RECOMENDADAS**

230V - 50Hz



120V - 60Hz



**NET WEIGHT**  
**PESO NETO**

0,8kg | 1,8lb



44x44x40 cm  
17,3x17,3x15,7 in

2,5kg | 5,5lb



Certifications:  
CE cUL us


UK CA NOM



## Tati ref. TA04-1

**LAMPSHADE TULIPA**  
Painted stainless steel  
Acero inoxidable pintado

One color to choose  
Un color a elegir



CUSTOM COLOR

Steel gloss nickel-plated and Stainless steel  
Acero níquel-satinado y acero inoxidable

**CANOPY FLORÓN**  
Steel painted in white  
Acero pintado en blanco

230V: Ø12cm | 4,7in  
120V: Ø12cm | 4,7in

**CABLE**  
Transparent or black  
Transparente o negro  
Standard: 150cm | 59,1in  
Lenght/largo customizable  
120V: 200cm | 78,7in

**RECOMMENDED BULBS**  
**BOMBILLAS RECOMENDADAS**

230V - 50Hz



120V - 60Hz



**NET WEIGHT**  
**PESO NETO**

2kg | 4,4lb



56x46x37 cm  
22x18x14,6 in

3kg | 6,6lb



Certifications:  
CE cUL us

UK CA NOM





## Tati ref. TA04-1-LD

LED / DIMMABLE

**LAMPSHADE TULIPA**  
Painted stainless steel  
Acero inoxidable pintado

**CANOPY FLORÓN**  
Steel painted in white  
Acero pintado en blanco

**LIGHT SOURCE BUILT-IN  
FUENTE DE LUZ INCLUIDA**  
230V - 50Hz

**NET WEIGHT  
PESO NETO**  
2,2kg | 4,8lb

One color to choose  
Un color a elegir

230V: Ø12cm | 4,7in  
120V: Ø12cm | 4,7in

17W 2700K 1645lm built-in  
upon request 3000K 1776lm



Dimming system: PHASE CUT /  
upon request DALI/ Switch DIM



CUSTOM  
COLOR

Steel gloss nickel-plated  
and Stainless steel  
Acero níquel-satinado y  
acero inoxidable

**CABLE**  
Transparent or black  
Transparente o negro

Standard: 150cm | 59,1in  
Lenght/largo customizable  
120V: 200cm | 78,7in

100-277V - 60Hz

17W 2700K 1645lm built-in  
upon request 3000K 1776lm

Dimming system PHASE CONTROL & 0-10V  
(only 120Vac TRIAC Dimmers)


56x46x37 cm  
22x18x14,6 in  
3,5kg | 7,1lb



Certifications:  
CE cUL us

UK CA NOM

## Tati ref. TA04



**LAMPSHADE TULIPA**  
Painted stainless steel  
Acero inoxidable pintado

**CANOPY FLORÓN**  
Steel painted in white  
Acero pintado en blanco

**RECOMMENDED BULBS  
BOMBILLAS RECOMENDADAS**  
230V - 50Hz

**NET WEIGHT  
PESO NETO**  
3,1kg | 6,8lb

One color to choose  
Un color a elegir

230V: Ø12cm | 4,7in  
120V: Ø12cm | 4,7in

E27 LED Vintage- Max. 3x12 W



CUSTOM  
COLOR

Steel gloss nickel-plated  
and Stainless steel  
Acero níquel-satinado y  
acero inoxidable

**CABLE**  
Transparent or black  
Transparente o negro  
Standard: 150cm | 59,1in  
Lenght/largo customizable  
120V: 200cm | 78,7in

120V - 60Hz

E26 LED - Max. 3x12 W

60x60x33 cm  
23,6x23,6x13 in  
4kg | 8,8lb



Certifications:  
CE cUL us

UK CA NOM

## Tati ref. TA04G



**LAMPSHADE TULIPA**  
Painted stainless steel  
Acero inoxidable pintado

**CANOPY FLORÓN**  
Steel painted in white  
Acero pintado en blanco


**RECOMMENDED BULBS  
BOMBILLAS RECOMENDADAS**  
230V - 50Hz

**NET WEIGHT  
PESO NETO**  
4,3kg | 9,5lb

One color to choose  
Un color a elegir

230V: Ø12cm | 4,7in  
120V: Ø12cm | 4,7in

E27 LED Vintage- Max. 4x12 W



CUSTOM  
COLOR

Steel gloss nickel-plated  
and Stainless steel  
Acero níquel-satinado y  
acero inoxidable

**CABLE**  
Transparent or black  
Transparente o negro  
Standard: 150cm | 59,1in  
Lenght/largo customizable  
120V: 200cm | 78,7in

120V - 60Hz

E26 LED - Max. 4x12 W

84x84x38 cm  
33,1x33,1x15 in  
10,2kg | 22,5lb



Certifications:  
CE cUL us

UK CA NOM

## Tempo Andante ref. TEAN04



**LAMPSHADE TULIPA**  
Painted stainless steel  
Acero inoxidable pintado

One color to choose  
Un color a elegir



CUSTOM  
COLOR

**CANOPY FLORÓN**  
Steel gloss nickel-plated  
Acero níquel-satinado

230V: Ø8cm | 3,1in  
120V: Ø12cm | 4,7in

**CABLE**  
Transparent or black  
Transparente o negro  
Standard: 150cm | 59,1in  
Lenght/largo customizable  
120V: 200cm | 78,7in

**RECOMMENDED BULBS**  
BOMBILLAS RECOMENDADAS  
230V - 50Hz

E27 LED Vintage- Max. 1x12 W

120V - 60Hz  
 E26 LED - Max. 1x12 W


**NET WEIGHT**  
PESO NETO  
1,6kg | 3,5lb

65x32x23 cm  
25,6x12,6x9,1 in  
1,8kg | 4lb




Certifications:

## LED Tempo Andante ref. TEAN04-LD LED / DIMMABLE



**LAMPSHADE TULIPA**  
Painted stainless steel  
Acero inoxidable pintado

One color to choose  
Un color a elegir



CUSTOM  
COLOR

**CANOPY FLORÓN**  
Steel gloss nickel-plated  
Acero níquel-satinado

230V: Ø12cm | 4,7in  
120V: Ø12cm | 4,7in

**CABLE**  
Transparent or black  
Transparente o negro  
Standard: 150cm | 59,1in  
Lenght/largo customizable  
120V: 200cm | 78,7in

Bottom diffuser  
Difusor inferior

**LIGHT SOURCE BUILT-IN**  
FUENTE DE LUZ INCLUIDA  
230V - 50Hz

17W 2700K 1645lm built-in  
upon request 3000K 1776lm   
Dimming system: PHASE CUT /  
upon request DALI/ Switch DIM

100-277V - 60Hz  
 17W 2700K 1645lm built-in  
upon request 3000K 1776lm

Dimming system PHASE CONTROL & 0-10V  
(only 120Vac TRIAC Dimmers)

**NET WEIGHT**  
PESO NETO  
2,1kg | 4,6lb

65x32x23 cm  
25,6x12,6x9,1 in  
2,4kg | 5,5lb




Certifications:

## EXT Tempo Andante ref. TEAN04-EXT



**LAMPSHADE TULIPA**  
Painted stainless steel  
Acero inoxidable pintado

One color to choose  
Un color a elegir



CUSTOM  
COLOR

**STANDARDS TESTED |**  
NORMAS ENSAYADAS  
EN 60598  
EN 60529

Degree IP | Grado IP  
**IP64**

**CANOPY FLORÓN**  
Steel and stainless steel  
coated with epoxy paint  
in black  
Acero y acero inoxidable  
pintado en negro

Ø12cm | 4,7in

**CABLE**  
Black waterproof  
neoprene cable  
H05RN-F  
Cable de neopreno  
negro resistente al agua  
H05RN-F

Standard: 150cm | 59,1in  
Lenght/largo customizable

**RECOMMENDED BULBS**  
BOMBILLAS RECOMENDADAS  
220-240V - 50/60Hz

E27 LED Vintage - Max. 1x15 W  
BULB A60 G125 G95 ST64

Only LED BULB suitable for contact with  
water and use in humid conditions  
Solamente Bombillas LED aptas para  
el contacto con el agua y utilización en  
condiciones de humedad

not available in 120V

\* Please note that for environments with a high salinity,  
proper maintenance of the luminaire will be necessary. We  
recommend cleaning it with a soft brush and remove salt,  
dust, or dirt deposited by moisture or wind.  
\*Tenga en cuenta que para ambientes con alto grado de  
salinidad, será necesario realizar un correcto mantenimiento  
de la luminaria. Recomendamos limpiar con un cepillo suave y  
retirar la sal, el polvo o la suciedad depositada por la humedad  
o el viento.

**NET WEIGHT**  
PESO NETO  
1,6kg | 3,5lb

65x32x23 cm  
25,6x12,6x9,1 in  
1,8kg | 4lb



Certifications:

## Tempo Vivace ref. TEVIO4



27cm | 10,6in

43x39cm | 16,9x15,3in

**LAMPSHADE TULIPA**  
Painted stainless steel  
Acero inoxidable pintado

One color to choose  
Un color a elegir



CUSTOM  
COLOR

**CANOPY FLORÓN**  
Steel gloss nickel-plated  
Acero níquel-satinado

230V: Ø8cm | 3,1in  
120V: Ø12cm | 4,7in

**CABLE**  
Transparent or black  
Transparente o negro  
Standard: 150cm | 59,1in  
Lenght/largo customizable  
120V: 200cm | 78,7in

**RECOMMENDED BULBS**  
BOMBILLAS RECOMENDADAS  
230V - 50Hz

E27 LED Vintage- Max. 1x12 W

120V - 60Hz

E26 LED - Max. 1x12 W

**NET WEIGHT**  
PESO NETO  
1,6kg | 3,5lb



44x44x40 cm  
17,3x17,3x15,7 in  
2,2kg | 4,8lb



Certifications:



LED

## Tempo Vivace ref. TEVIO4-LD LED / DIMMABLE



27cm | 10,6in

43x39cm | 16,9x15,3in

**LAMPSHADE TULIPA**  
Painted stainless steel  
Acero inoxidable pintado

One color to choose  
Un color a elegir



CUSTOM  
COLOR

Bottom diffuser  
Difusor inferior

**CANOPY FLORÓN**  
Steel gloss nickel-plated  
Acero níquel-satinado

230V: Ø12cm | 4,7in  
120V: Ø12cm | 4,7in

**CABLE**  
Transparent or black  
Transparente o negro  
Standard: 150cm | 59,1in  
Lenght/largo customizable  
120V: 200cm | 78,7in

**LIGHT SOURCE BUILT-IN**  
FUENTE DE LUZ INCLUIDA  
230V - 50Hz

17W 2700K 1645lm built-in  
upon request 3000K 1776lm  
Dimming system: PHASE CUT /  
upon request DALI/ Switch DIM

100-277V - 60Hz

17W 2700K 1645lm built-in  
upon request 3000K 1776lm

Dimming system PHASE CONTROL & 0-10V  
(only 120Vac TRIAC Dimmers)

**NET WEIGHT**  
PESO NETO  
2,2kg | 4,6lb



44x44x40 cm  
17,3x17,3x15,7 in  
3kg | 6,6lb



Certifications:



EXT

## Tempo Vivace ref. TEVIO4-EXT



27cm | 10,6in

43x39cm | 16,9x15,3in

**LAMPSHADE TULIPA**  
Painted stainless steel  
Acero inoxidable pintado

One color to choose  
Un color a elegir



CUSTOM  
COLOR

**CANOPY FLORÓN**  
Steel and stainless steel  
coated with epoxy paint  
in black  
Acero y acero inoxidable  
pintado en negro

Ø12cm | 4,7in

**STANDARDS TESTED |**  
NORMAS ENSAYADAS  
EN 60598  
EN 60529

Degree IP | Grado IP  
**IP64**

**CABLE**  
Black waterproof  
neoprene cable  
H05RN-F  
Cable de neopreno  
negro resistente al agua  
HRO5RN-F

Standard: 150cm | 59,1in  
Lenght/largo customizable

**RECOMMENDED BULBS**  
BOMBILLAS RECOMENDADAS  
220-240V ~ 50/60Hz

E27 LED Vintage - Max. 1x15 W  
BULB A60 G125 G95 ST64

Only LED BULB suitable for contact with  
water and use in humid conditions  
Solamente Bombillas LED aptas para  
el contacto con el agua y utilización en  
condiciones de humedad

not available in 120V

**NET WEIGHT**  
PESO NETO  
2,2kg | 4,6lb



44x44x40 cm  
17,3x17,3x15,7 in  
3kg | 6,6lb



Certifications:



\* Please note that for environments with a high salinity,  
proper maintenance of the luminaire will be necessary. We  
recommend cleaning it with a soft brush and remove salt,  
dust, or dirt deposited by moisture or wind.

\*Tenga en cuenta que para ambientes con alto grado de  
salinidad, será necesario realizar un correcto mantenimiento  
de la luminaria. Recomendamos limpiar con un cepillo  
suave y retirar la sal, el polvo o la suciedad depositada por la  
humedad o el viento.


## Ura 1 ref. UR104



### LAMPSHADE TULIPA

Painted stainless steel  
Acero inoxidable pintado

One color to choose  
Un color a elegir



CUSTOM  
COLOR

Stainless steel  
Acero inoxidable

### CANOPY FLORÓN

Steel gloss nickel-plated  
Acero níquel-satinado

230V: Ø8cm | 3,1in  
120V: Ø12cm | 4,7in

### CABLE

Transparent or black  
Transparente o negro  
Standard: 150cm | 59,1in  
Lenght/largo customizable  
120V: 200cm | 78,7in

### RECOMMENDED BULBS BOMBILLAS RECOMENDADAS

230V - 50Hz

E27 LED Vintage- Max. 1x12 W

120V - 60Hz

E26 LED - Max. 1x12 W

### NET WEIGHT PESO NETO

1,8kg | 4lb



60x60x33 cm  
23,6x23,6x13 in  
4,2kg | 9,2lb



Certifications:



## Ura 1 ref. UR104-LD


### LED / DIMMABLE



### LAMPSHADE TULIPA

Painted stainless steel  
Acero inoxidable pintado

One color to choose  
Un color a elegir



CUSTOM  
COLOR

Stainless steel  
Acero inoxidable

Bottom diffuser  
Difusor inferior

### CANOPY FLORÓN

Steel gloss nickel-plated  
Acero níquel-satinado

230V: Ø12cm | 4,7in  
120V: Ø12cm | 4,7in

### CABLE

Transparent or black  
Transparente o negro  
Standard: 150cm | 59,1in  
Lenght/largo customizable  
120V: 200cm | 78,7in

### LIGHT SOURCE BUILT-IN FUENTE DE LUZ INCLUIDA

230V - 50Hz

17W 2700K 1645lm built-in upon request 3000K 1776lm

Dimming system: PHASE CUT / upon request DALI/ Switch DIM

100-277V - 60Hz

17W 2700K 1645lm built-in upon request 3000K 1776lm

Dimming system PHASE CONTROL & 0-10V [only 120Vac TRIAC Dimmers]

### NET WEIGHT PESO NETO

2,3kg | 5,1lb



60x60x33 cm  
23,6x23,6x13 in  
4,7kg | 10,4lb



Certifications:




## Ura 2 ref. UR204



### LAMPSHADE TULIPA

Painted stainless steel  
Acero inoxidable pintado

One color to choose  
Un color a elegir



CUSTOM  
COLOR

Stainless steel  
Acero inoxidable

### CANOPY FLORÓN

Steel gloss nickel-plated  
Acero níquel-satinado

230V: Ø8cm | 3,1in  
120V: Ø12cm | 4,7in

### CABLE

Transparent or black  
Transparente o negro  
Standard: 150cm | 59,1in  
Lenght/largo customizable  
120V: 200cm | 78,7in

### RECOMMENDED BULBS BOMBILLAS RECOMENDADAS

230V - 50Hz

E27 LED Vintage- Max. 1x12 W

120V - 60Hz

E26 LED - Max. 1x12 W

### NET WEIGHT PESO NETO

1,1kg | 2,4lb



46x24x26 cm  
18,1x9,4x10,2 in  
1,6kg | 3,5lb



Certifications:



43cm | 16,9in



Ø20cm | 7,9in



## Ura 2 ref. UR204-LD

LED / DIMMABLE

**LAMPSHADE TULIPA**  
Painted stainless steel  
Acero inoxidable pintado

One color to choose  
Un color a elegir



CUSTOM COLOR

Stainless steel  
Acero inoxidable

Bottom diffuser  
Difusor inferior

**CANOPY FLORÓN**  
Steel gloss nickel-plated  
Acero níquel-satinado

230V: Ø12cm | 4,7in  
120V: Ø12cm | 4,7in

**CABLE**  
Transparent or black  
Transparente o negro  
Standard: 150cm | 59,1in  
Lenght/largo customizable  
120V: 200cm | 78,7in

**LIGHT SOURCE BUILT-IN**  
FUENTE DE LUZ INCLUIDA

230V - 50Hz

17W 2700K 1645lm built-in  
upon request 3000K 1776lm  
Dimming system: PHASE CUT /  
upon request DALI/ Switch DIM

100-277V - 60Hz

17W 2700K 1645lm built-in  
upon request 3000K 1776lm  
Dimming system PHASE CONTROL & 0-10V  
(only 120Vac TRIAC Dimmers)

**NET WEIGHT**  
PESO NETO

1,7kg | 3,7lb



46x24x26 cm  
18,1x9,4x10,2 in  
2,1kg | 4,6lb



Certifications:



26cm | 10,2in



Ø33cm | 13in

## Ura 3 ref. UR304

**RECOMMENDED BULBS**  
BOMBILLAS RECOMENDADAS

230V - 50Hz

E27 LED Vintage- Max. 1x12 W

120V - 60Hz

E26 LED - Max. 1x12 W

**NET WEIGHT**  
PESO NETO

1,3kg | 2,9lb



36x36x31 cm  
14,2x14,2x12,2 in  
1,6kg | 3,5lb



Certifications:



## Ura 3 ref. UR304-LD

LED / DIMMABLE

**LAMPSHADE TULIPA**  
Painted stainless steel  
Acero inoxidable pintado

One color to choose  
Un color a elegir



CUSTOM COLOR

Stainless steel  
Acero inoxidable

Bottom diffuser  
Difusor inferior

**CANOPY FLORÓN**  
Steel gloss nickel-plated  
Acero níquel-satinado

230V: Ø12cm | 4,7in  
120V: Ø12cm | 4,7in

**CABLE**  
Transparent or black  
Transparente o negro  
Standard: 150cm | 59,1in  
Lenght/largo customizable  
120V: 200cm | 78,7in

**LIGHT SOURCE BUILT-IN**  
FUENTE DE LUZ INCLUIDA

230V - 50Hz

17W 2700K 1645lm built-in  
upon request 3000K 1776lm  
Dimming system: PHASE CUT /  
upon request DALI/ Switch DIM

100-277V - 60Hz

17W 2700K 1645lm built-in  
upon request 3000K 1776lm  
Dimming system PHASE CONTROL & 0-10V  
(only 120Vac TRIAC Dimmers)

**NET WEIGHT**  
PESO NETO

1,8kg | 4lb



36x36x31 cm  
14,2x14,2x12,2 in  
2kg | 4,4lb



Certifications:



26cm | 10,2in



Ø33cm | 13in

## Virginia ref. VGO4A



**LAMPSHADE TULIPA**  
Painted stainless steel  
Acero inoxidable pintado

One color to choose  
Un color a elegir



CUSTOM  
COLOR

Stainless steel  
Acero inoxidable

**CANOPY FLORÓN**  
Steel gloss nickel-plated  
Acero níquel-satinado

230V: Ø8cm | 3,1in  
120V: Ø12cm | 4,7in

**CABLE**  
Transparent or black  
Transparente o negro  
Standard: 150cm | 59,1in  
Lenght/largo customizable  
120V: 200cm | 78,7in

**RECOMMENDED BULBS**  
BOMBILLAS RECOMENDADAS

230V - 50Hz

E27 LED Vintage- Max. 1x12 W

120V - 60Hz

E26 LED - Max. 1x12 W

**NET WEIGHT**  
PESO NETO

3,5kg | 7,7lb



51x51x53 cm  
20,7x20,7x20,9 in

4,2kg | 9,3lb



Certifications:



LED

## Virginia ref. VGO4A-LD



**LAMPSHADE TULIPA**  
Painted stainless steel  
Acero inoxidable pintado

One color to choose  
Un color a elegir



CUSTOM  
COLOR

Stainless steel  
Acero inoxidable

**CANOPY FLORÓN**  
Steel gloss nickel-plated  
Acero níquel-satinado

230V: Ø12cm | 4,7in  
120V: Ø12cm | 4,7in

**CABLE**  
Transparent or black  
Transparente o negro  
Standard: 150cm | 59,1in  
Lenght/largo customizable  
120V: 200cm | 78,7in

**LIGHT SOURCE BUILT-IN**  
FUENTE DE LUZ INCLUIDA

230V - 50Hz

17W 2700K 1645lm built-in  
upon request 3000K 1776lm

Dimming system: PHASE CUT /  
upon request DALI/ Switch DIM

100-277V - 60Hz

17W 2700K 1645lm built-in  
upon request 3000K 1776lm

Dimming system PHASE CONTROL & 0-10V  
(only 120Vac TRIAC Dimmers)

**NET WEIGHT**  
PESO NETO

3,8kg | 8,4lb



51x51x53 cm  
20,7x20,7x20,9 in  
4,5kg | 9,9lb



Certifications:



EXT

## Virginia ref. VGO4A-EXT



**LAMPSHADE TULIPA**  
Painted stainless steel  
Acero inoxidable pintado

One color to choose  
Un color a elegir



CUSTOM  
COLOR

**CANOPY FLORÓN**  
Steel and stainless steel  
coated with epoxy paint  
in black  
Acero y acero inoxidable  
pintado en negro

Ø12cm | 4,7in

**STANDARDS TESTED |**  
NORMAS ENSAYADAS  
EN 60598  
EN 60529

Degree IP | Grado IP  
**IP64**

**CABLE**  
Black waterproof  
neoprene cable  
H05RN-F  
Cable de neopreno  
negro resistente al agua  
HR05RN-F

Standard: 150cm | 59,1in  
Lenght/largo customizable

**RECOMMENDED BULBS**  
BOMBILLAS RECOMENDADAS

220-240V ~ 50/60Hz

E27 LED Vintage - Max. 1x15 W  
BULB A60 G125 G95 ST64

Only LED BULB suitable for contact with  
water and use in humid conditions  
Solamente Bombillas LED aptas para  
el contacto con el agua y utilización en  
condiciones de humedad

not available in 120V

**NET WEIGHT**  
PESO NETO

3,5kg | 7,7lb



51x51x53 cm  
20,7x20,7x20,9 in  
4,2kg | 9,3lb



Certifications:




\* Please note that for environments with a high salinity,  
proper maintenance of the luminaire will be necessary. We  
recommend cleaning it with a soft brush and remove salt,  
dust, or dirt deposited by moisture or wind.  
\*Tenga en cuenta que para ambientes con alto grado de  
salinidad, será necesario realizar un correcto mantenimiento  
de la luminaria. Recomendamos limpiar con un cepillo  
suave y retirar la sal, el polvo o la suciedad depositada por la  
humedad o el viento.

## Virginia ref. VG04B



**LAMPSHADE TULIPA**  
Painted stainless steel  
Acero inoxidable pintado

One color to choose  
Un color a elegir



CUSTOM  
COLOR

Stainless steel  
Acero inoxidable

**CANOPY FLORÓN**  
Steel gloss nickel-plated  
Acero niquel-satinado

230V: Ø8cm | 3,1in  
120V: Ø12cm | 4,7in

**CABLE**  
Transparent or black  
Transparente o negro  
Standard: 150cm | 59,1in  
Lenght/largo customizable  
120V: 200cm | 78,7in

**RECOMMENDED BULBS**  
BOMBILLAS RECOMENDADAS

230V - 50Hz

E27 LED Vintage- Max. 1x12 W

120V - 60Hz

E26 LED - Max. 1x12 W

**NET WEIGHT**  
PESO NETO

3kg | 6,6lb



44x44x40 cm  
17,3x17,3x15,7 in  
3,7kg | 8,2lb



Certifications:



LED

## Virginia ref. VG04B-LD

LED / DIMMABLE



**LAMPSHADE TULIPA**  
Painted stainless steel  
Acero inoxidable pintado

One color to choose  
Un color a elegir



CUSTOM  
COLOR

Stainless steel  
Acero inoxidable

Bottom diffuser  
Difusor inferior

**CANOPY FLORÓN**  
Steel gloss nickel-plated  
Acero niquel-satinado

230V: Ø12cm | 4,7in  
120V: Ø12cm | 4,7in

**CABLE**  
Transparent or black  
Transparente o negro  
Standard: 150cm | 59,1in  
Lenght/largo customizable  
120V: 200cm | 78,7in

**LIGHT SOURCE BUILT-IN**  
FUENTE DE LUZ INCLUIDA

230V - 50Hz

17W 2700K 1645lm built-in  
upon request 3000K 1776lm

Dimming system: PHASE CUT /  
upon request DALI / Switch DIM

100-277V - 60Hz

17W 2700K 1645lm built-in  
upon request 3000K 1776lm

Dimming system PHASE CONTROL 0-10V  
(only 120Vac TRIAC Dimmers)

**NET WEIGHT**  
PESO NETO

3,3kg | 7,3lb



44x44x40 cm  
17,3x17,3x15,7 in  
4kg | 8,8lb



Certifications:




EXT

## Virginia ref. VG04B-EXT



**LAMPSHADE TULIPA**  
Painted stainless steel  
Acero inoxidable pintado

One color to choose  
Un color a elegir



CUSTOM  
COLOR

**CANOPY FLORÓN**  
Steel and stainless steel  
coated with epoxy paint  
in black  
Acero y acero inoxidable  
pintado en negro

Ø12cm | 4,7in

**STANDARDS TESTED |**  
NORMAS ENSAYADAS  
EN 60598  
EN 60529

Degree IP | Grado IP  
**IP64**

**CABLE**  
Black waterproof  
neoprene cable  
H05RN-F  
Cable de neopreno  
negro resistente al agua  
HRO5RN-F

Standard: 150cm | 59,1in  
Lenght/largo customizable

**RECOMMENDED BULBS**  
BOMBILLAS RECOMENDADAS

220-240V - 50/60Hz

E27 LED Vintage - Max. 1x15 W  
BULB A60 G125 G95 ST64

Only LED BULB suitable for contact with  
water and use in humid conditions  
Solamente Bombillas LED aptas para  
el contacto con el agua y utilización en  
condiciones de humedad

not available in 120V

**NET WEIGHT**  
PESO NETO

3kg | 6,6lb



44x44x40 cm  
17,3x17,3x15,7 in  
3,7kg | 8,2lb



Certifications:



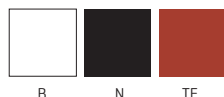
\* Please note that for environments with a high salinity,  
proper maintenance of the luminaire will be necessary. We  
recommend cleaning it with a soft brush and remove salt,  
dust, or dirt deposited by moisture or wind.  
\*Tenga en cuenta que para ambientes con alto grado de  
salinidad, será necesario realizar un correcto mantenimiento  
de la luminaria. Recomendamos limpiar con un cepillo suave y  
retirar la sal, el polvo o la suciedad depositada por la humedad o  
el viento.



## V ref. VV04

**LAMPSHADE TULIPA**  
Polycarbonate  
Policarbonato

One color to choose  
Un color a elegir



CUSTOM  
COLOR

Glass diffuser  
Difusor de vidrio

**CANOPY FLORÓN**  
Steel painted in  
white / black  
Acero pintado en  
blanco / negro

230V: Ø12cm | 4,7in  
120V: Ø12cm | 4,7in

**CABLE**

Transparent or black  
Transparente o negro

Standard: 150cm | 59,1in  
Length/largo customizable  
120V: 200cm | 78,7in

**RECOMMENDED BULBS**  
**BOMBILLAS RECOMENDADAS**

230V - 50Hz



120V - 60Hz



**NET WEIGHT**  
**PESO NETO**

5,4kg | 12lb



84x84x38 cm  
33x33x15 in  
9,6kg | 21,2lb



Certifications:



## V ref. VV04G

**LAMPSHADE TULIPA**  
Polycarbonate  
Policarbonato

One color to choose  
Un color a elegir



CUSTOM  
COLOR

Acrylic diffuser  
Difusor acrílico

**CANOPY FLORÓN**  
Steel painted in  
white / black  
Acero pintado en  
blanco / negro

230V: Ø12cm | 4,7in  
120V: Ø12cm | 4,7in

**CABLE**

Transparent or black  
Transparente o negro

Standard: 200cm | 78,7in  
Length/largo customizable  
120V: 200cm | 78,7in

**RECOMMENDED BULBS**  
**BOMBILLAS RECOMENDADAS**

230V - 50Hz



120V - 60Hz



**NET WEIGHT**  
**PESO NETO**

12kg | 26,5lb



110x110x33 cm  
43,3x43,3x13 in  
15kg | 33lb





Certifications:



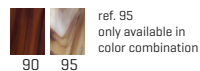
## Vento ref. VN04-LD

**LAMPSHADE TULIPA**  
Glass  
Vidrio

One color to choose  
Un color a elegir



Color combination



Bottom diffuser  
Difusor inferior

**CANOPY FLORÓN**  
Stainless steel  
Acero inoxidable

230V: 13x11cm | 5,1x4,3in  
120V: 13x11cm | 5,1x4,3in

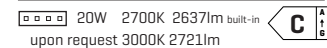
**CABLE**

Transparent or black  
Transparente o negro

Standard: 150cm | 59,1in  
Length/largo customizable  
120V: 200cm | 78,7in

**LIGHT SOURCE BUILT-IN**  
**FUENTE DE LUZ INCLUIDA**

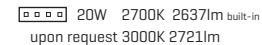
230V - 50Hz



20W 2700K 2637lm built-in  
upon request 3000K 2721lm

Dimming system DALI / Switch DIM  
upon request PHASE CUT

100-277V - 60Hz



20W 2700K 2637lm built-in  
upon request 3000K 2721lm

Dimming system PHASE CONTROL & 0-10V  
(only 120Vac TRIAC Dimmers)

**NET WEIGHT**  
**PESO NETO**


5,6kg | 12,3lb



31x111x26 cm  
12,2x43,7x10,2 in  
9,8kg | 21,6lb



Certifications:





# Woods ref. WD04



## LAMPSHADE TULIPA

Birch  
Abedul



Glass diffuser  
Difusor de vidrio

\*Height is not adjustable on site  
\*Altura no ajustable

## CANOPY FLORÓN

Painted steel  
Acero pintado

230V: Ø60cm | 23,6in  
120V: Ø60cm | 23,6in

## CABLE

Transparent  
Transparente

## RECOMMENDED BULBS BOMBILLAS RECOMENDADAS

230V - 50Hz

 E27 LED Vintage- Max. 1x12 W

120V - 60Hz

 E26 LED - Max. 1x12 W

## NET WEIGHT PESO NETO

14,3kg | 31,5lb



60x60x33 cm  
23,6x23,6x13 in  
17kg | 37,7lb



Certifications:



**COMPOSITIONS**  
**COMPOSICIONES**

90cm | 35,43in



250cm | 98,4in

76x68cm | 29,9x26,8in

## Agasallo ref. AG04-4-P

**LAMPSHADE TULIPA**  
Painted stainless steel  
Acero inoxidable pintado

One color to choose  
Un color a elegir



CUSTOM COLOR

Color combinations upon request  
Combinaciones de color bajo pedido

Stainless steel  
Acero inoxidable

ref. 1xAG104, 1xAG204,  
1xAG304, 1xAG404

**CANOPY FLORÓN**  
Steel painted in black  
matt  
Acero pintado en negro  
mate

230V: Ø12cm | 4,7in  
120V: Ø12cm | 4,7in

4 x REF. PIEZA002  
Finish black matt

**CABLE**  
Black  
Negro

Lenght/largo customizable

**RECOMMENDED BULBS**  
BOMBILLAS RECOMENDADAS

230V - 50Hz

E27 LED Vintage- Max. 4x12 W

120V - 60Hz

E26 LED - Max. 4x12 W

**NET WEIGHT**  
PESO NETO

4,5kg | 9,9lb

46x24x25 cm  
18,1x9,4x9,8 in

44x44x40 cm  
17,3x17,3x15,7 in

47x47x63 cm  
18,5x18,5x24,8 in

51x51x53 cm  
20x20x20,9 in

10,6kg | 23,4lb



Certifications:



102cm | 40,2in




250cm | 98,4in

Ø110cm | 43,3in

## Ballet ref. BA04-3

**LAMPSHADE TULIPA**  
Painted stainless steel  
Acero inoxidable pintado

One color to choose  
Un color a elegir



CUSTOM COLOR

Color combinations upon request  
Combinaciones de color bajo pedido

Stainless steel  
Acero inoxidable

ref. 1xBAPI04, 1xBARE04,  
1xBALA04

**CANOPY FLORÓN**  
DIBOND®

230V: Ø60cm | 23,6in  
120V: Ø60cm | 23,6in

**CABLE**

Transparent or black  
Transparente o negro

Lenght/largo customizable

**RECOMMENDED BULBS**  
BOMBILLAS RECOMENDADAS

230V - 50Hz

E27 LED Vintage- Max. 3x12 W

120V - 60Hz

E26 LED - Max. 3x12 W

**NET WEIGHT**  
PESO NETO

5,7kg | 12,6lb

60x80x118 cm  
23,6x31,5x46,5 in  
14kg | 30,2lb



Certifications:



102cm | 40,2in




250cm | 98,4in

Ø110cm | 43,3in

## Ballet ref. BA04-3-P

**LAMPSHADE TULIPA**  
Painted stainless steel  
Acero inoxidable pintado

One color to choose  
Un color a elegir



CUSTOM COLOR

Color combinations upon request  
Combinaciones de color bajo pedido

Stainless steel  
Acero inoxidable

ref. 1xBAPI04, 1xBARE04,  
1xBALA04

**CANOPY FLORÓN**  
Steel gloss nickel-plated  
Acero niquel-satinado

230V: Ø12cm | 4,7in  
120V: Ø12cm | 4,7in

3 x REF. PIEZA002  
Finish nickel-plated

**CABLE**

Transparent or black  
Transparente o negro

Lenght/largo customizable

**RECOMMENDED BULBS**  
BOMBILLAS RECOMENDADAS

230V - 50Hz

E27 LED Vintage- Max. 3x12 W

120V - 60Hz

E26 LED - Max. 3x12 W

**NET WEIGHT**  
PESO NETO

3,5kg | 7,7lb

60x60x33 cm  
23,6x23,6x13 in

44x44x40 cm  
17,3x17,3x15,7 in

44x44x40 cm  
17,3x17,3x15,7 in

7,8kg | 17,2lb



Certifications:





68cm | 26,8in


250cm | 98,4 in

70x70cm | 27,6x27,6in

## Coral ref. C004-3

**LAMPSHADE TULIPA**  
Painted stainless steel  
Acero inoxidable pintado

One color to choose  
Un color a elegir



CUSTOM COLOR

Color combinations upon request  
Combinaciones de color bajo pedido

Stainless steel  
Acero inoxidable

ref. 1xCOAU04, 1xCOSE04,  
1xCOGA04

**CANOPY FLORÓN**  
DIBOND®

230V: Ø60cm | 23,6in  
120V: Ø60cm | 23,6in

**CABLE**  
Transparent or black  
Transparente o negro  
Lenght/largo customizable

**RECOMMENDED BULBS**  
BOMBILLAS RECOMENDADAS

230V - 50Hz

E27 LED Vintage- Max. 3x12 W

120V - 60Hz

E26 LED - Max. 3x12 W

**NET WEIGHT**  
PESO NETO

6,9kg | 15,2lb



60x80x86 cm  
23,6x31,5x33,8 in  
12kg | 26,5lb



Certifications:



68cm | 26,8in


250cm | 98,4 in

70x70cm | 27,6x27,6in

## Coral ref. C004-3-P

**LAMPSHADE TULIPA**  
Painted stainless steel  
Acero inoxidable pintado

One color to choose  
Un color a elegir



CUSTOM COLOR

Color combinations upon request  
Combinaciones de color bajo pedido

Stainless steel  
Acero inoxidable

ref. 1xCOAU04, 1xCOSE04,  
1xCOGA04

**CANOPY FLORÓN**  
Steel gloss nickel-plated  
Acero niquel-satinado

230V: Ø12cm | 4,7in  
120V: Ø12cm | 4,7in

**3 x REF. PIEZA002**  
Finish nickel-plated

**CABLE**  
Transparent or black  
Transparente o negro  
Lenght/largo customizable

**RECOMMENDED BULBS**  
BOMBILLAS RECOMENDADAS

230V - 50Hz

E27 LED Vintage- Max. 3x12 W

120V - 60Hz

E26 LED - Max. 3x12 W

**NET WEIGHT**  
PESO NETO

4kg | 8,9lb

44x44x40 cm  
17,3x17,3x15,7 in

44x44x40 cm  
17,3x17,3x15,7 in

36x36x30 cm  
14,2x14,2x11,8 in

6,2kg | 13,6lb



Certifications:



95cm | 37,4in


250cm | 98,4in

80x80cm | 31,5x31,5in

## Coral ref. C004-5

**LAMPSHADE TULIPA**  
Painted stainless steel  
Acero inoxidable pintado

One color to choose  
Un color a elegir



CUSTOM COLOR

Color combinations upon request  
Combinaciones de color bajo pedido

Stainless steel  
Acero inoxidable

ref. 1xCOAU04, 1xCOCY04,  
1xCOSE04, 1xCOGA04,  
1xCORE04

**CANOPY FLORÓN**  
DIBOND®

230V: Ø60cm | 23,6in  
120V: Ø60cm | 23,6in

**CABLE**  
Transparent or black  
Transparente o negro  
Lenght/largo customizable

**RECOMMENDED BULBS**  
BOMBILLAS RECOMENDADAS

230V - 50Hz

E27 LED Vintage- Max. 5x12 W

120V - 60Hz

E26 LED - Max. 5x12 W

**NET WEIGHT**  
PESO NETO

9,6kg | 21,2lb



60x80x118 cm  
23,6x31,5x46,5 in  
17,5kg | 38,6lb



**HO** Product Design  
Competition  
2013

Certifications:





95cm | 37,4in

250cm | 98,4in


80x80cm | 31,5x31,5in

## Coral ref. C004-5-P

### LAMPSHADE TULIPA

Painted stainless steel  
Acero inoxidable pintado

One color to choose  
Un color a elegir



CUSTOM  
COLOR

Color combinations upon request  
Combinaciones de color bajo pedido

Stainless steel  
Acero inoxidable

ref. 1xCOAU04, 1xCOCY04,  
1xCOSE04, 1xCOGA04,  
1xCORE04

### CANOPY FLORÓN

Steel gloss nickel-plated  
Acero níquel-satinado

230V: Ø12cm | 4,7in  
120V: Ø12cm | 4,7in

5 x REF. PIEZA002  
Finish nickel-plated

### CABLE

Transparent or black  
Transparente o negro

Lenght/largo customizable

### RECOMMENDED BULBS BOMBILLAS RECOMENDADAS

230V - 50Hz

E27 LED Vintage- Max. 5x12 W

120V - 60Hz

E26 LED - Max. 5x12 W

### NET WEIGHT PESO NETO

7,4kg | 16,3lb

44x44x40 cm  
17,3x17,3x15,7 in

44x44x40 cm  
17,3x17,3x15,7 in

36x36x30 cm  
14,2x14,2x11,8 in

36x36x30 cm  
14,2x14,2x11,8 in

66x32x23 cm  
26x12,6x9,1 in

10kg | 22lb



Certifications:



123cm | 48,4in

250cm | 98,4in


135x135cm | 53,1x53,1in

## Coral ref. C004-10

### LAMPSHADE TULIPA

Painted stainless steel  
Acero inoxidable pintado

One color to choose  
Un color a elegir



CUSTOM  
COLOR

Color combinations upon request  
Combinaciones de color bajo pedido

Stainless steel  
Acero inoxidable

ref. 2xCOAU04, 1xCOCY04,  
2xCOSE04, 2xCOGA04,  
2xCORE04, 1xCOAU04G

### CANOPY FLORÓN

DIBOND®

230V: Ø120cm | 47,2in  
120V: Ø120cm | 47,2in

### CABLE

Transparent or black  
Transparente o negro

Lenght/largo customizable

### RECOMMENDED BULBS BOMBILLAS RECOMENDADAS

230V - 50Hz

E27 LED Vintage- Max. 13x12 W

120V - 60Hz

E26 LED - Max. 10x12 W

### NET WEIGHT PESO NETO

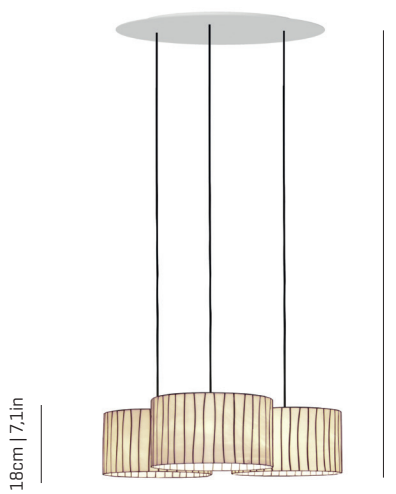
35,3kg | 77,8lb



80x125x138 cm  
31,5x49,2x54,3 in  
56kg | 123,5lb



Certifications:



18cm | 7,1in

250cm | 98,4in

72x66cm | 28,3x26in

## Curvas ref. CVO4C-3

### LAMPSHADE TULIPA

Glass  
Vidrio

One color to choose  
Un color a elegir



02

87



89

90

Bottom diffuser  
Difusor inferior

ref. 3xCV04  
\*pictured color: 02  
\*color de la fotografía: 02

### CANOPY FLORÓN

DIBOND®

230V: Ø60cm | 23,6in  
120V: Ø60cm | 23,6in

### CABLE

Transparent or black  
Transparente o negro

Lenght/largo customizable

### RECOMMENDED BULBS BOMBILLAS RECOMENDADAS

230V - 50Hz

E27 LED Vintage- Max. 3x12 W

120V - 60Hz

E26 LED - Max. 3x12 W

### NET WEIGHT PESO NETO

8kg | 17,6lb



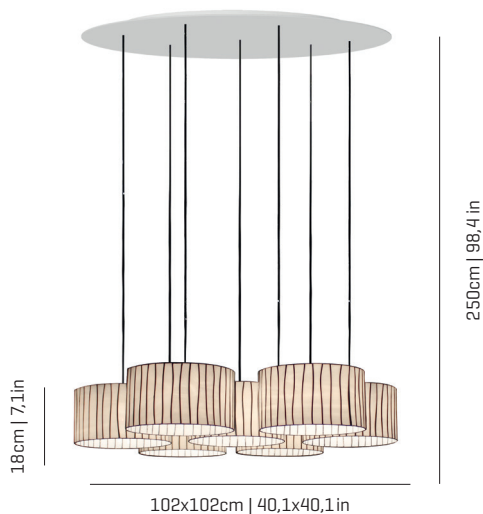
60x80x95 cm  
23,6x31,5x37,4 in  
16kg | 35lb



Certifications:




## Curvas ref. CV04-7



### LAMPSHADE TULIPA

Glass  
Vidrio

One color to choose  
Un color a elegir



Bottom diffuser  
Difusor inferior

ref. 7xCV04  
\*pictured color: 02  
\*color de la fotografía: 02

### CANOPY FLORÓN

DIBOND®

230V: Ø100cm | 39,4in  
120V: Ø100cm | 39,4in

### CABLE

Transparent or black  
Transparente o negro  
Lenght/largo customizable

### RECOMMENDED BULBS BOMBILLAS RECOMENDADAS

230V - 50Hz

E27 LED Vintage- Max. 7x12 W

120V - 60Hz

E26 LED - Max. 7x12 W

### NET WEIGHT PESO NETO

18kg | 39,7lb



80x120x125 cm  
31,5x47,2x49,2 in  
35kg | 77lb



Certifications:



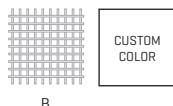
## Fluo ref. FLO4-4



### LAMPSHADE TULIPA

Galvanized painted steel  
Acero galvanizado pintado

One color: white  
Un color: blanco



ref. 4xFLO4

### CANOPY FLORÓN

Stainless steel  
Acero inoxidable

230V: Ø14cm | 5,5in  
h10cm | 3,9in  
120V: Ø14cm | 5,5in  
h10cm | 3,9in

### CABLE

Transparent  
Transparente  
Lenght/largo customizable

### RECOMMENDED BULBS BOMBILLAS RECOMENDADAS

230V - 50Hz

E27 LED Vintage- Max. 4x12 W

120V - 60Hz

E26 LED - Max. 4x12 W

### NET WEIGHT PESO NETO

11,3kg | 25lb



77x82x139 cm  
30,3x32,3x54,7 in  
22kg | 48,5lb




77x82x139 cm  
30,3x32,3x54,7 in  
20kg | 44,1lb



Certifications:



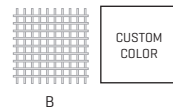
## Fluo ref. FLO4-16



### LAMPSHADE TULIPA

Galvanized painted steel  
Acero galvanizado pintado

One color: white  
Un color: blanco



ref. 16xFLO4

### CANOPY FLORÓN

Stainless steel  
Acero inoxidable

230V: Ø14cm | 5,5in  
h14cm | 5,5in  
120V: Ø14cm | 5,5in  
h14cm | 5,5in

### CABLE

Transparent  
Transparente  
Lenght/largo customizable\*

### RECOMMENDED BULBS BOMBILLAS RECOMENDADAS

230V - 50Hz

E27 LED Vintage- Max. 16x12 W

120V - 60Hz

E26 LED - Max. 16x12 W

### NET WEIGHT PESO NETO

57kg | 125,6lb



77x82x200 cm  
30,3x32,3x78,7 in



80x120x200 cm  
31,5x47,2x78,7 in



77x82x77 cm  
30,3x32,3x30,3 in

135kg | 297lb



Certifications:



LED

## Mytilus ref. MY04-3

30cm | 11,8in



136x140cm | 53,5x55,1in

250cm | 98,4in

**LAMPSHADE TULIPA**  
Painted stainless steel  
Acero inoxidable pintado

One color: white  
Un color: blanco



BL

**DIFFUSER DIFUSOR**  
Glass sphere  
Esfera de vidrio

ref. 3xMY04G

\*approximate measurements  
\*medidas aproximadas

**CANOPY FLORÓN**  
Steel gloss nickel-plated  
Acero níquel-satinado

230V: Ø15(12)cm | 5,9(4,7)in  
120V: Ø15(12)cm | 5,9(4,7)in

**CABLE**  
Transparent  
Transparente  
Lenght/largo customizable

**LIGHT SOURCE BUILT-IN**  
FUENTE DE LUZ INCLUIDA

230V - 50Hz

25W 3000K 2880lm built-in  
upon request 2700K 3201lm

Dimming system DALI / Switch DIM  
upon request PHASE CUT



100-277V - 60Hz

25W 3000K 3201lm built-in  
upon request 2700K 2880lm

Dimming system PHASE CONTROL & 0-10V  
(only 120Vac TRIAC Dimmers)

**NET WEIGHT**  
PESO NETO

25,5kg | 56,2lb



82x97x105 cm  
35,4x38,2x41,3 in  
28kg | 61,7lb



Certifications:



115cm | 45,3in




90x90cm | 35,4x35,4in

250cm | 98,4in

**LAMPSHADE TULIPA**  
Painted stainless steel  
Acero inoxidable pintado

One color to choose  
Un color a elegir



BL

BE

G

T

CUSTOM  
COLOR

Color combinations upon request  
Combinaciones de color bajo pedido

Steel gloss nickel-plated  
and Stainless steel  
Acero níquel-satinado  
y acero inoxidable

ref. 3xNE06P, 3xNE04-1

**CANOPY FLORÓN**  
DIBOND®

230V: Ø60cm | 23,6in  
120V: Ø60cm | 23,6in

**CABLE**  
Transparent  
Transparente  
Lenght/largo customizable

**RECOMMENDED BULBS**  
BOMBILLAS RECOMENDADAS

230V - 50Hz

E14 LED Vintage- Max. 9x7 W

120V - 60Hz

E12 LED - Max. 9x7 W

**NET WEIGHT**  
PESO NETO

9,4kg | 20,7lb



60x80x106 cm  
23,6x31,5x41,2 in  
20kg | 40lb



Certifications:



140cm | 55,1in




125x125cm | 49,2x49,2in

250cm | 98,4in

**LAMPSHADE TULIPA**  
Painted stainless steel  
Acero inoxidable pintado

One color to choose  
Un color a elegir



BL

BE

G

T

CUSTOM  
COLOR

Color combinations upon request  
Combinaciones de color bajo pedido

Steel gloss nickel-plated  
and Stainless steel  
Acero níquel-satinado  
y acero inoxidable

ref. 4xNE06P, 7xNE04-1

**CANOPY FLORÓN**  
DIBOND®

230V: Ø120cm | 47,2in  
120V: Ø120cm | 47,2in

**CABLE**  
Transparent  
Transparente  
Lenght/largo customizable

**RECOMMENDED BULBS**  
BOMBILLAS RECOMENDADAS

230V - 50Hz

E14 LED Vintage- Max. 18x7 W

120V - 60Hz

E12 LED - Max. 18x7 W

**NET WEIGHT**  
PESO NETO

10kg | 22lb



80x125x135 cm  
31,5x49,2x53,1 in  
53kg | 116,8lb



Certifications:



## Tati ref. TA04-3



**LAMPSHADE TULIPA**  
Painted stainless steel  
Acero inoxidable pintado

One color to choose  
Un color a elegir



CUSTOM  
COLOR

Color combinations upon request  
Combinaciones de color bajo pedido

Steel gloss nickel-plated  
and Stainless steel  
Acero níquel-satinado  
y acero inoxidable

ref. 3xTA06G

**CANOPY FLORÓN**  
DIBOND®

230V: Ø60cm | 23,6in  
120V: Ø60cm | 23,6in

**CABLE**  
Transparent  
Transparente

Lenght/largo customizable

**RECOMMENDED BULBS**  
BOMBILLAS RECOMENDADAS

230V - 50Hz

E14 LED Vintage - Max. 6x7 W

120V - 60Hz

E12 LED - Max. 6x7 W

**NET WEIGHT**  
PESO NETO

6kg | 13,2lb




60x80x82 cm  
23,6x31,5x32,3 in  
19kg | 41,9lb



Certifications:




## Tati ref. TA04-5



**LAMPSHADE TULIPA**  
Painted stainless steel  
Acero inoxidable pintado

One color to choose  
Un color a elegir



CUSTOM  
COLOR

Color combinations upon request  
Combinaciones de color bajo pedido

Steel gloss nickel-plated  
and Stainless steel  
Acero níquel-satinado  
y acero inoxidable

ref. 3xTA06G, 2xTA06P

**CANOPY FLORÓN**  
DIBOND®

230V: Ø60cm | 23,6in  
120V: Ø60cm | 23,6in

**CABLE**  
Transparent  
Transparente

Lenght/largo customizable

**RECOMMENDED BULBS**  
BOMBILLAS RECOMENDADAS

230V - 50Hz

E14 LED Vintage- Max. 8x7 W

120V - 60Hz

E12 LED - Max. 8x7 W

**NET WEIGHT**  
PESO NETO

8,9kg | 19,6lb



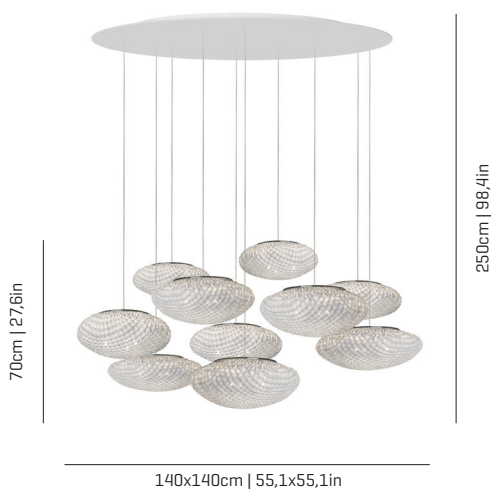
60x80x82 cm  
23,6x31,5x32,3 in  
25kg | 55,1lb



Certifications:




## Tati ref. TA04-10



**LAMPSHADE TULIPA**  
Painted stainless steel  
Acero inoxidable pintado

One color to choose  
Un color a elegir



CUSTOM  
COLOR

Color combinations upon request  
Combinaciones de color bajo pedido

Steel gloss nickel-plated  
and Stainless steel  
Acero níquel-satinado  
y acero inoxidable

ref. 6xTA06G, 4xTA06P

**CANOPY FLORÓN**  
DIBOND®

230V: Ø120cm | 47,2in  
120V: Ø120cm | 47,2in

**CABLE**  
Transparent  
Transparente

Lenght/largo customizable

**RECOMMENDED BULBS**  
BOMBILLAS RECOMENDADAS

230V - 50Hz

E14 LED Vintage- Max. 16x7 W

120V - 60Hz

E12 LED - Max. 16x7 W

**NET WEIGHT**  
PESO NETO

19kg | 41,9lb



80x125x135 cm  
31,5x49,2x53,1 in  
55kg | 121,3lb



Certifications:







47cm | 18,6in


71x75cm | 27,8x29,3in

250cm | 98,4in

## Ura ref. UR04-3

**LAMPSHADE TULIPA**  
Painted stainless steel  
Acero inoxidable pintado

One color to choose  
Un color a elegir



CUSTOM  
COLOR

Color combinations upon request  
Combinaciones de color bajo pedido

Stainless steel  
Acero inoxidable

ref. 1xUR104, 1xUR204, 1xUR304

**CANOPY FLORÓN**  
DIBOND®

230V: Ø60cm | 23,6in  
120V: Ø60cm | 23,6in

**CABLE**  
Transparent or black  
Transparente o negro

Length/largo customizable

**RECOMMENDED BULBS**  
BOMBILLAS RECOMENDADAS

230V - 50Hz

 E27 LED Vintage- Max. 3x12 W

120V - 60Hz

 E26 LED - Max. 3x12 W

**NET WEIGHT**  
PESO NETO

10,2kg | 22,5lb



60x80x95 cm  
23,6x31,5x37,4 in  
10,2kg | 22,5lb



Certifications:



# **WALL & CEILING LAMPS**

## **APLIQUES Y PLAFONES**

35cm | 13,7in




36cm | 14,2in

15cm | 5,9in

## Ballet ref. BA06

**LAMPSHADE TULIPA**  
Painted stainless steel  
Acero inoxidable pintado

One color to choose  
Un color a elegir



CUSTOM COLOR

**SUPPORT SOPORTE**  
Painted steel  
Acero pintado

**MOUNTING OPTIONS  
OPCIONES DE INSTALACIÓN**  
Wall lamp  
Aplique

**RECOMMENDED BULBS  
BOMBILLAS RECOMENDADAS**  
230V - 50Hz

E27 LED Vintage- Max. 1x8W

120V - 60Hz

E26 LED - Max. 1x8 W

**NET WEIGHT  
PESO NETO**  
0,6kg | 1,3lb



44x44x20 cm  
17,3x17,3x7,9 in  
1,9kg | 4,2lb



Certifications:



35cm | 13,7in



36cm | 14,2in

15cm | 5,9in

LED

## Ballet ref. BA06-LD

**LAMPSHADE TULIPA**  
Painted stainless steel  
Acero inoxidable pintado

One color to choose  
Un color a elegir



CUSTOM COLOR

**SUPPORT SOPORTE**  
Painted steel  
Acero pintado

**MOUNTING OPTIONS  
OPCIONES DE INSTALACIÓN**  
Wall lamp  
Apique

**LIGHT SOURCE BUILT-IN  
FUENTE DE LUZ INCLUIDA**

230V - 50Hz

8W 2700K 960lm built-in  
upon request 3000K 1067lm



Dimming system PHASE CUT

100-277V - 60Hz

8W 2700K 960lm built-in  
upon request 3000K 1067lm

Dimming system PHASE CONTROL and 0-10V  
(only 120Vac TRIAC Dimmers)

**NET WEIGHT  
PESO NETO**  
1kg | 2,3lb



44x44x20 cm  
17,3x17,3x7,9 in  
2,3kg | 5,1lb




Certifications:



\*Depth 110V: 10cm|3,9in

35cm | 13,7in



38cm | 14,9in

21cm | 8,2in

## Blum ref. BL06

**LAMPSHADE TULIPA**  
Painted stainless steel thread  
Hilo de acero inoxidable pintado

One color: white  
Un color: blanco



B

**SUPPORT SOPORTE**  
Painted steel  
Acero pintado

**MOUNTING OPTIONS  
OPCIONES DE INSTALACIÓN**  
Wall lamp  
Apique

**RECOMMENDED BULBS  
BOMBILLAS RECOMENDADAS**  
230V - 50Hz

E27 LED Vintage- Max. 1x12 W

120V - 60Hz

E26 LED - Max. 1x12 W

**NET WEIGHT  
PESO NETO**  
1,1kg | 2,4lb



44x44x40 cm  
17,3x17,3x15,7 in  
1,5kg | 3,3lb



Certifications:



LED

**Bold** ref. B006**LAMPSHADE TULIPA**Triple Opal Glass  
Vidrio Opal tripleOne color  
Un color

B

**SUPPORT SOPORTE**Painted aluminum  
Aluminio pintadoPlug-in  
Enchufable  
200cm | 78.7 in**MOUNTING OPTIONS****OPCIONES DE INSTALACIÓN**Wall lamp  
Aplique**LIGHT SOURCE BUILT-IN**  
**FUENTE DE LUZ INCLUIDA**

230V - 50Hz

8W 3000K 750lm built-in



100-277V - 60Hz

8W 3000K 750lm built-in

**NET WEIGHT**  
**PESO NETO**

1,3kg | 2,9lb

30x30x30 cm  
11,8x11,8x11,8 in  
1,5kg | 3,3lb


Certifications:



25cm | 9,8in



20cm | 7,87 in

**Cors** ref. CR06**LAMPSHADE TULIPA**Painted stainless steel  
Acero inoxidable pintadoOne color to choose  
Un color a elegir

BL BE G T

CUSTOM  
COLOR**SUPPORT SOPORTE**Stainless steel  
Acero inoxidable**MOUNTING OPTIONS****OPCIONES DE INSTALACIÓN**Wall lamp  
Aplique**RECOMMENDED BULBS**  
**BOMBILLAS RECOMENDADAS**

230V - 50Hz

E17 G9 LED - Max. 2x4 W

120V - 60Hz

E17 G9 LED - Max. 2x4 W

**NET WEIGHT**  
**PESO NETO**

0,6kg | 1,3lb

51x19x27 cm  
20,1x7,5x10,6 in  
1kg | 2,2lb

Certifications:



30cm | 11,8 in



40cm | 15,7in

15cm | 5,9in

LED

**Cors** ref. CR06-LD**LED / DIMMABLE****LAMPSHADE TULIPA**Painted stainless steel  
Acero inoxidable pintadoOne color to choose  
Un color a elegir

BL BE G T

CUSTOM  
COLOR**SUPPORT SOPORTE**Steel gloss nickel-plated  
and stainless steel  
Acero níquel-satinado  
y acero inoxidable**MOUNTING OPTIONS****OPCIONES DE INSTALACIÓN**Wall lamp  
Aplique**LIGHT SOURCE BUILT-IN**  
**FUENTE DE LUZ INCLUIDA**

230V - 50Hz

E17 8W 2700K 960lm built-in

upon request 3000K 1067lm

Dimming system PHASE CUT



100-277V - 60Hz

E17 8W 2700K 960lm built-in

upon request 3000K 1067lm

Dimming system PHASE CONTROL and 0-10V  
(only 120Vac TRIAC Dimmers)**NET WEIGHT**  
**PESO NETO**

1,1kg | 2,4lb

51x19x27 cm  
20,1x7,5x10,6 in  
1,5kg | 3,3lb

Certifications:

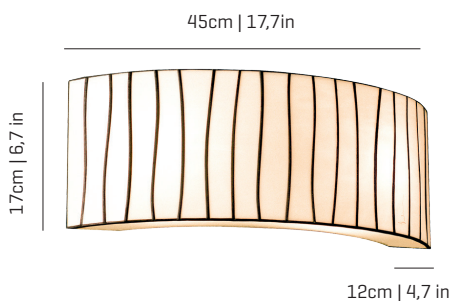


30cm | 11,8 in



40cm | 15,7in

15cm | 5,9in




## Curvas ref. CV06

### LAMPSHADE TULIPA

Glass  
Vidrio

One color to choose  
Un color a elegir



### SUPPORT SOPORTE

Stainless steel  
Acero inoxidable

### MOUNTING OPTIONS OPCIONES DE INSTALACIÓN

Wall lamp  
Aplique

### RECOMMENDED BULBS BOMBILLAS RECOMENDADAS

230V - 50Hz

E14 LED Vintage - Max. 2x7 W

120V - 60Hz

E12 LED - Max. 2x7 W

### NET WEIGHT PESO NETO

1,7kg | 3,7lb



65x32x23 cm  
25,6x12,6x9,1 in  
3kg | 6,5lb



Certifications:




## Gea ref. GE06

### LAMPSHADE TULIPA

Painted stainless steel  
Acero inoxidable pintado

One color to choose  
Un color a elegir



CUSTOM  
COLOR

### SUPPORT SOPORTE

Stainless steel  
Acero inoxidable

### MOUNTING OPTIONS OPCIONES DE INSTALACIÓN

Wall lamp  
Aplique

### RECOMMENDED BULBS BOMBILLAS RECOMENDADAS

230V - 50Hz

G9 LED - Max. 2x4 W

120V - 60Hz

G9 LED - Max. 2x4 W

### NET WEIGHT PESO NETO

0,6kg | 1,3lb



36x26x19 cm  
14,2x10,2x7,5 in  
1kg | 2,2lb



Certifications:




## LED **Gea** ref. GE06-LD

### LAMPSHADE TULIPA

Painted stainless steel  
Acero inoxidable pintado

One color to choose  
Un color a elegir



CUSTOM  
COLOR

### SUPPORT SOPORTE

Steel gloss nickel-plated  
and stainless steel  
Acero niquel-satinado  
y acero inoxidable

### MOUNTING OPTIONS OPCIONES DE INSTALACIÓN

Wall lamp  
Aplique

## LED / DIMMABLE

### LIGHT SOURCE BUILT-IN FUENTE DE LUZ INCLUIDA

230V - 50Hz

8W 2700K 960lm built-in  
upon request 3000K 1067lm



Dimming system PHASE CUT

100-277V - 60Hz

8W 2700K 960lm built-in  
upon request 3000K 1067lm

Dimming system PHASE CONTROL and 0-10V  
(only 120Vac TRIAC Dimmers)

### NET WEIGHT PESO NETO

1,1kg | 2,4lb




36x26x19 cm  
14,2x10,2x7,5 in  
1,5kg | 3,3lb



Certifications:



## Kala ref. KL06



**LAMPSHADE TULIPA**  
Painted stainless steel  
Acero inoxidable pintado

**SUPPORT SOPORTE**  
Stainless steel  
Acero inoxidable

**RECOMMENDED BULBS**  
**BOMBILLAS RECOMENDADAS**


**NET WEIGHT**  
**PESO NETO**

One color to choose  
Un color a elegir

**MOUNTING OPTIONS**  
**OPCIONES DE**  
**INSTALACIÓN**

230V - 50Hz  
E14 G9 LED - Max. 2x4 W

0,6kg | 1,3lb



120V - 60Hz  
E14 G9 LED - Max. 2x4 W



36x26x19 cm  
14,2x10,2x7,5 in  
1kg | 2,2lb

CUSTOM  
COLOR




\*Width 110V: 24cm|9,4in

Certifications:



LED

## Kala ref. KL06-LD



**LAMPSHADE TULIPA**  
Painted stainless steel  
Acero inoxidable pintado

**SUPPORT SOPORTE**  
Steel gloss nickel-plated  
and stainless steel  
Acero niquel-satinado  
y acero inoxidable

**LIGHT SOURCE BUILT-IN**  
**FUENTE DE LUZ INCLUIDA**

**NET WEIGHT**  
**PESO NETO**


One color to choose  
Un color a elegir

230V - 50Hz

8W 2700K 960lm built-in  
upon request 3000K 1067lm



1,1kg | 2,4lb



Dimming system PHASE CUT



36x26x19 cm  
14,2x10,2x7,5 in  
1,5kg | 3,3lb

CUSTOM  
COLOR

**MOUNTING OPTIONS**  
**OPCIONES DE**  
**INSTALACIÓN**

100-277V - 60Hz

8W 2700K 960lm built-in  
upon request 3000K 1067lm



Inside diffuser  
Difusor interno

Wall lamp  
Aplique

Dimming system PHASE CONTROL and 0-10V  
(only 120Vac TRIAC Dimmers)

Certifications:



LED

## Kite ref. KT06-LD



**LAMPSHADE TULIPA**  
Painted stainless steel  
Acero inoxidable pintado

**SUPPORT SOPORTE**  
Stainless steel  
Acero inoxidable

**LIGHT SOURCE BUILT-IN**  
**FUENTE DE LUZ INCLUIDA**

**NET WEIGHT**  
**PESO NETO**


One color to choose  
Un color a elegir

230V - 50Hz

17W 2700K 3636lm built-in  
upon request 3000K 3780lm



8,5kg | 18,7lb



Dimming system: PHASE CUT /  
upon request DALI/ Switch DIM



71x71x15 cm  
28x28x5,9 in  
9,2kg | 20,3lb

CUSTOM  
COLOR

**MOUNTING OPTIONS**  
**OPCIONES DE**  
**INSTALACIÓN**

100-277V - 60Hz

17W 2700K 3636lm built-in  
upon request 3000K 3780lm



Wall & ceiling lamp  
Aplique & plafón

Dimming system PHASE CONTROL and 0-10V  
(only 120Vac TRIAC Dimmers)

Certifications:



LED

**Kite** ref. **KT06G-LD**

LED / DIMMABLE

**LAMPSHADE TULIPA**Painted stainless steel  
Acero inoxidable pintado**SUPPORT SOPORTE**Stainless steel  
Acero inoxidable**LIGHT SOURCE BUILT-IN**  
**FUENTE DE LUZ INCLUIDA**

230V - 50Hz

□□□□ 34W 2700K 7272lm built-in

upon request 3000K 7560lm

Dimming system: PHASE CUT /  
upon request DALI/ Switch DIM**NET WEIGHT**  
**PESO NETO**

7,5kg | 16,5lb

102x102x13 cm  
40,1x40,1x5,1 in  
11kg | 24,2lb

Certifications:



134cm | 52,7in

120cm | 47,2in



9cm | 3,5in

One color to choose  
Un color a elegir

BL G

**MOUNTING OPTIONS**  
**OPCIONES DE**  
**INSTALACIÓN**Wall & ceiling lamp  
Aplicue & plafón

100 - 277V - 60Hz

□□□□ 34W 2700K 7272lm built-in

upon request 3000K 7560lm

Dimming system PHASE CONTROL and 0-10V  
(only 120Vac TRIAC Dimmers)

LED

**Li** ref. **LI06**

LED / DIMMABLE

**LAMPSHADE TULIPA**Pressed Cellulose  
Celulosa prensada**SUPPORT SOPORTE**Stainless steel  
Acero inoxidable**LIGHT SOURCE BUILT-IN**  
**FUENTE DE LUZ INCLUIDA**

230V - 50Hz

□□□□ 11,8W 2700K 1604lm built-in

upon request 3000K 1654lm

Dimming system PHASE CUT

**NET WEIGHT**  
**PESO NETO**

1,2kg | 2,6lb

32x65x23 cm  
12,6x25,6x9 in  
2kg | 4,4lb

Certifications:



51,5cm | 20,3in

6,5cm | 2,6in




15,5cm | 6,1in

One color to choose  
Un color a elegir

42 43 46



47 48 49



50 51 52

**MOUNTING OPTIONS**  
**OPCIONES DE**  
**INSTALACIÓN**Wall lamp  
Aplicue

120V - 60Hz

□□□□ 11,8W 2700K 1546lm built-in

upon request 3000K 1805lm

Dimming system PHASE CONTROL and 0-10V  
(only 120Vac TRIAC Dimmers)

LED

**Li** ref. **LI06G**

LED / DIMMABLE

**LAMPSHADE TULIPA**Pressed Cellulose  
Celulosa prensada**SUPPORT SOPORTE**Stainless steel  
Acero inoxidable**LIGHT SOURCE BUILT-IN**  
**FUENTE DE LUZ INCLUIDA**

230V - 50Hz

□□□□ 17W 2700K 2558lm built-in

upon request 3000K 2632lm

Dimming system PHASE CUT

**NET WEIGHT**  
**PESO NETO**

2,9kg | 6,4lb

110x31x25 cm  
43,3x12,2x9,8 in  
4,7kg | 10,4lb

Certifications:



103,5cm | 40,7in

6,5cm | 2,6in




16cm | 6,3in

One color to choose  
Un color a elegir

42 43 46




47 48 49



50 51 52

**MOUNTING OPTIONS**  
**OPCIONES DE**  
**INSTALACIÓN**Wall lamp  
Aplicue



**LED** **Li** ref. **L106G-D**

**LAMPSHADE TULIPA**  
Pressed Cellulose  
Celulosa prensada

One color to choose  
Un color a elegir



**SUPPORT SOPORTE**  
Stainless steel  
Acero inoxidable

**MOUNTING OPTIONS**  
**OPCIONES DE INSTALACIÓN**  
Wall lamp  
Aplique

**LED / DIMMABLE**

**LIGHT SOURCE BUILT-IN**  
**FUENTE DE LUZ INCLUIDA**

230V - 50Hz  
23,6W 2700K 3020lm built-in  
upon request 3000K 3115lm  
Dimming system DALI / Switch DIM

100 - 277V - 60Hz

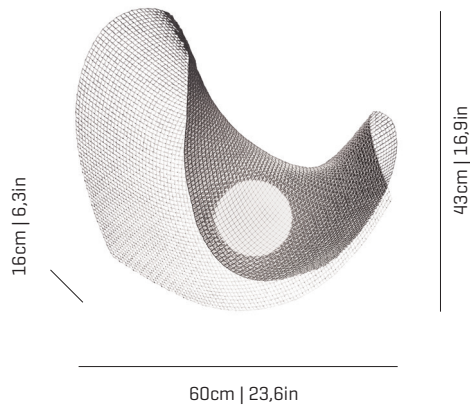
17W 2700K 2558lm built-in  
upon request 3000K 2632lm

Dimming system PHASE CONTROL and 0-10V  
(only 120Vac TRIAC Dimmers)

**NET WEIGHT**  
**PESO NETO**

2,9kg | 6,4lb

110x31x25 cm  
43,3x12,2x9,8 in  
4,7kg | 10,4lb



**LED** **Mytilus** ref. **MY06**

**LAMPSHADE TULIPA**  
Painted stainless steel  
Acero inoxidable pintado

One color: white  
Un color: blanco



**SUPPORT SOPORTE**  
Steel gloss nickel-plated  
Acero niquel-satinado

**MOUNTING OPTIONS**  
**OPCIONES DE INSTALACIÓN**  
Wall lamp  
Aplique

**LED / DIMMABLE**

**LIGHT SOURCE BUILT-IN**  
**FUENTE DE LUZ INCLUIDA**

230V - 50Hz  
8W 2700K 960lm built-in  
upon request 3000K 1067lm  
Dimming system PHASE CUT

100 - 277V - 60Hz

8W 2700K 960lm built-in  
upon request 3000K 1067lm

Dimming system PHASE CONTROL and 0-10V  
(only 120Vac TRIAC Dimmers)

**NET WEIGHT**  
**PESO NETO**

3kg | 6,6lb

60x60x22 cm  
23,6x23,6x8,7 in  
4,5kg | 9,9lb



**DIFFUSER DIFUSOR**  
Glass sphere  
Esfera de vidrio

\*approximate measurements  
\*medidas aproximadas

**Nevo** ref. **NE06P**

**LAMPSHADE TULIPA**  
Painted stainless steel  
Acero inoxidable pintado

One color to choose  
Un color a elegir



**SUPPORT SOPORTE**  
Steel gloss nickel-plated  
and stainless steel  
Acero niquel-satinado  
y acero inoxidable

**MOUNTING OPTIONS**  
**OPCIONES DE INSTALACIÓN**  
Wall lamp  
Aplique

**RECOMMENDED BULBS**  
**BOMBILLAS RECOMENDADAS**

230V - 50Hz  
G9 LED - Max. 1x4 W

120V - 60Hz

G9 LED - Max. 1x4 W

**NET WEIGHT**  
**PESO NETO**

0,8kg | 1,8lb

36x36x31 cm  
14,2x14,2x12,2 in  
1,8kg | 4lb



Steel gloss nickel-plated  
and stainless steel  
Acero niquel-satinado  
y acero inoxidable







## Nevo ref. NE06P-LD

LED / DIMMABLE

**LAMPSHADE TULIPA**  
Painted stainless steel  
Acero inoxidable pintado

One color to choose  
Un color a elegir



CUSTOM COLOR

Steel gloss nickel-plated and stainless steel  
Acero niquel-satinado y acero inoxidable

Inside diffuser  
Difusor interno

**SUPPORT SOPORTE**  
Steel gloss nickel-plated and stainless steel  
Acero niquel-satinado y acero inoxidable

**MOUNTING OPTIONS OPCIONES DE INSTALACIÓN**

Wall lamp  
Aplique

**LIGHT SOURCE BUILT-IN FUENTE DE LUZ INCLUIDA**

230V - 50Hz

8W 2700K 960lm built-in

upon request 3000K 1067lm

Dimming system PHASE CUT



**NET WEIGHT PESO NETO**

1,2kg | 2,6lb



36x36x31 cm  
14,2x14,2x12,2 in  
1,8kg | 4lb



Certifications:




38cm | 14,9in

## Nevo ref. NE06

**LAMPSHADE TULIPA**  
Painted stainless steel  
Acero inoxidable pintado

One color to choose  
Un color a elegir



CUSTOM COLOR

Steel gloss nickel-plated and stainless steel  
Acero niquel-satinado y acero inoxidable

**SUPPORT SOPORTE**  
Steel gloss nickel-plated and stainless steel  
Acero niquel-satinado y acero inoxidable

**MOUNTING OPTIONS OPCIONES DE INSTALACIÓN**

Wall lamp  
Aplique

**RECOMMENDED BULBS BOMBILLAS RECOMENDADAS**

230V - 50Hz

E14 LED Vintage - Max. 2x7 W

120V - 60Hz

E12 LED - Max. 2x7 W

**NET WEIGHT PESO NETO**

1,1kg | 2,4lb



36x36x31 cm  
14,2x14,2x12,2 in  
2,2kg | 4,8lb



Certifications:




## Nevo ref. NE06-LD

LED / DIMMABLE

**LAMPSHADE TULIPA**  
Painted stainless steel  
Acero inoxidable pintado

One color to choose  
Un color a elegir



CUSTOM COLOR

Steel gloss nickel-plated and stainless steel  
Acero niquel-satinado y acero inoxidable

Inside diffuser  
Difusor interno

**SUPPORT SOPORTE**  
Steel gloss nickel-plated and stainless steel  
Acero niquel-satinado y acero inoxidable

**MOUNTING OPTIONS OPCIONES DE INSTALACIÓN**

Wall lamp  
Aplique

**LIGHT SOURCE BUILT-IN FUENTE DE LUZ INCLUIDA**

230V - 50Hz

8W 2700K 960lm built-in

upon request 3000K 1067lm

Dimming system PHASE CUT



**NET WEIGHT PESO NETO**

1,4kg | 3,1lb




36x36x31 cm  
14,2x14,2x12,2 in  
2,2kg | 4,8lb



Certifications:



## Onn ref. ON06



**LAMPSHADE TULIPA**  
Painted stainless steel  
Acero inoxidable pintado

One color: white  
Un color: blanco



BL



CUSTOM  
COLOR

**SUPPORT SOPORTE**  
Painted steel  
Acero pintado

**MOUNTING OPTIONS  
OPCIONES DE  
INSTALACIÓN**  
Wall & ceiling lamp  
Aplique & plafón

**RECOMMENDED BULBS  
BOMBILLAS RECOMENDADAS**  
230V - 50Hz

E27 LED Vintage- Max. 1x8 W

120V - 60Hz

E26 LED - Max. 1x8 W

**NET WEIGHT  
PESO NETO**  
3kg | 6,6lb



46x52x30 cm  
18,1x20,5x11,8 in  
4,4kg | 9,7lb




Certifications:



LED

## Onn ref. ON06-LD



**LAMPSHADE TULIPA**  
Painted stainless steel  
Acero inoxidable pintado

One color: white  
Un color: blanco



BL



CUSTOM  
COLOR

Inside diffuser  
Difusor interno

**SUPPORT SOPORTE**  
Painted steel  
Acero pintado

**MOUNTING OPTIONS  
OPCIONES DE  
INSTALACIÓN**  
Wall lamp  
Aplique

**LIGHT SOURCE BUILT-IN  
FUENTE DE LUZ INCLUIDA**

230V - 50Hz

15W 2700K 2860lm built-in  
upon request 3000K 2945lm



Dimming system: PHASE CUT /  
upon request DALI/ Switch DIM

100 - 277V - 60Hz

15W 2700K 2860lm built-in  
upon request 3000K 2945lm

Dimming system PHASE CONTROL and 0-10V  
(only 120Vac TRIAC Dimmers)

**NET WEIGHT  
PESO NETO**  
3,5kg | 7,7lb




46x52x30 cm  
18,1x20,5x11,8 in  
4,4kg | 9,7lb



Certifications:



## Onn ref. ON06G



**LAMPSHADE TULIPA**  
Painted stainless steel  
Acero inoxidable pintado

One color: white  
Un color: blanco



BL



CUSTOM  
COLOR

**SUPPORT SOPORTE**  
Painted steel  
Acero pintado

**MOUNTING OPTIONS  
OPCIONES DE  
INSTALACIÓN**  
Wall lamp  
Aplique

**RECOMMENDED BULBS  
BOMBILLAS RECOMENDADAS**  
230V - 50Hz

E27 LED Vintage- Max. 3x8 W

120V - 60Hz

E26 LED - Max. 3x8 W

**NET WEIGHT  
PESO NETO**  
7kg | 15,4lb



71x71x32 cm  
28x28x12,6 in  
8kg | 17,6lb



Certifications:



LED

## Planum ref. PM06R-LD

LED / DIMMABLE

96x96cm | 37,8 x37,8 in



**LAMPSHADE TULIPA**  
Painted stainless steel  
Acero inoxidable pintado

One color to choose  
Un color a elegir



BL G

CUSTOM  
COLOR

**SUPPORT SOPORTE**  
Steel painted in white  
Acero pintado en blanco

**MOUNTING OPTIONS  
OPCIONES DE  
INSTALACIÓN**  
Wall & ceiling lamp  
Aplique & plafón

**LIGHT SOURCE BUILT-IN  
FUENTE DE LUZ INCLUIDA**

230V - 50Hz

34W 2700K 7272lm built-in

upon request 3000K 7560lm

Dimming system: PHASE CUT /  
upon request DALI/ Switch DIM



100 - 277V - 60Hz

34W 2700K 7272lm built-in

upon request 3000K 7560lm

Dimming system PHASE CONTROL and 0-10V  
(only 120Vac TRIAC Dimmers)

**NET WEIGHT  
PESO NETO**

6,6kg | 14,6lb



102x102x13 cm  
40,1x40,1x5,1 in  
10kg | 22lb



Certifications:



8cm | 3,1 in

LED

## Planum ref. PM06PR-LD

LED / DIMMABLE

47cm | 18,5 in



96cm | 37,8 in

**LAMPSHADE TULIPA**  
Painted stainless steel  
Acero inoxidable pintado

One color to choose  
Un color a elegir



BL G

CUSTOM  
COLOR

**SUPPORT SOPORTE**  
Steel painted in white  
Acero pintado en blanco

**MOUNTING OPTIONS  
OPCIONES DE  
INSTALACIÓN**  
Wall & ceiling lamp  
Aplique & plafón

**LIGHT SOURCE BUILT-IN  
FUENTE DE LUZ INCLUIDA**

230V - 50Hz

17W 2700K 3636lm built-in

upon request 3000K 3780lm

Dimming system: PHASE CUT /  
upon request DALI/ Switch DIM



100 - 277V - 60Hz

17W 2700K 3636lm built-in

upon request 3000K 3780lm

Dimming system PHASE CONTROL and 0-10V  
(only 120Vac TRIAC Dimmers)

**NET WEIGHT  
PESO NETO**

2,8kg | 6,2lb



102x53x13 cm  
40,1x20,8x5,1 in  
5kg | 11lb



Certifications:




8cm | 3,1 in

## Tati ref. TA06

**LAMPSHADE TULIPA**  
Painted stainless steel  
Acero inoxidable pintado

One color to choose  
Un color a elegir



BL BE G T

CUSTOM  
COLOR

**SUPPORT SOPORTE**  
Stainless steel  
Acero inoxidable

**MOUNTING OPTIONS  
OPCIONES DE  
INSTALACIÓN**  
Wall lamp  
Aplique

**RECOMMENDED BULBS  
BOMBILLAS RECOMENDADAS**

230V - 50Hz

G9 LED - Max. 2x4 W

120V - 60Hz

G9 LED - Max. 2x4 W

**NET WEIGHT  
PESO NETO**

0,5kg | 1,1lb



25x35x17 cm  
13,7x9,8x6,7 in  
1kg | 2,2lb




Certifications:



15cm | 5,9 in

19cm | 7,5 in

23cm | 9 in



## Tati ref. TA06-LD

LED / DIMMABLE

**LAMPSHADE TULIPA**  
Painted stainless steel  
Acero inoxidable pintado

**SUPPORT SOPORTE**  
Steel gloss nickel-plated  
and stainless steel  
Acero niquel-satinado  
y acero inoxidable

**LIGHT SOURCE BUILT-IN  
FUENTE DE LUZ INCLUIDA**

**NET WEIGHT  
PESO NETO**

One color to choose  
Un color a elegir



CUSTOM  
COLOR

Steel gloss nickel-plated  
and stainless steel  
Acero niquel-satinado  
y acero inoxidable

230V - 50Hz

8W 2700K 960lm built-in  
upon request 3000K 1067lm  
Dimming system PHASE CUT



0,7kg | 1,5lb

25x35x17 cm  
13,7x9,8x6,7 in  
1kg | 2,2lb



Certifications:  
CE cUL US

UK  
CA NOM

**MOUNTING OPTIONS  
OPCIONES DE  
INSTALACIÓN**

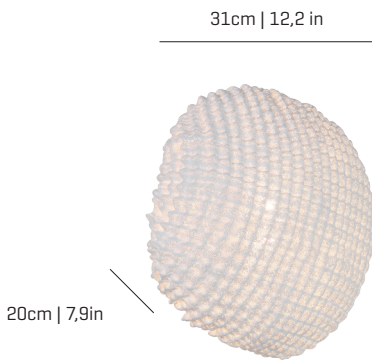
Wall lamp  
Aplique

100 - 277V - 60Hz

8W 2700K 960lm built-in  
upon request 3000K 1067lm

Dimming system PHASE CONTROL and 0-10V  
(only 120Vac TRIAC Dimmers)

## Tati ref. TA06P




**LAMPSHADE TULIPA**  
Painted stainless steel  
Acero inoxidable pintado

**SUPPORT SOPORTE**  
Steel gloss nickel-plated  
and stainless steel  
Acero niquel-satinado  
y acero inoxidable

**RECOMMENDED BULBS  
BOMBILLAS RECOMENDADAS**

**NET WEIGHT  
PESO NETO**

One color to choose  
Un color a elegir



CUSTOM  
COLOR

Steel gloss nickel-plated  
and stainless steel  
Acero niquel-satinado  
y acero inoxidable

230V - 50Hz

G9 LED - Max. 1x4 W

0,8kg | 1,8lb

36x36x31 cm  
14,2x14,2x12,2 in  
1kg | 2,2lb



Certifications:  
CE cUL US

UK  
CA NOM

**MOUNTING OPTIONS  
OPCIONES DE  
INSTALACIÓN**

Wall lamp  
Aplique

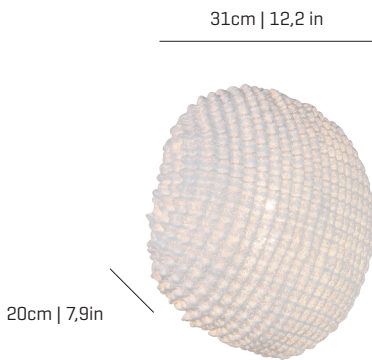
120V - 60Hz

G9 LED - Max. 1x4 W



## Tati ref. TA06P-LD

LED / DIMMABLE




**LAMPSHADE TULIPA**  
Painted stainless steel  
Acero inoxidable pintado

**SUPPORT SOPORTE**  
Steel gloss nickel-plated  
and stainless steel  
Acero niquel-satinado  
y acero inoxidable

**LIGHT SOURCE BUILT-IN  
FUENTE DE LUZ INCLUIDA**

**NET WEIGHT  
PESO NETO**

One color to choose  
Un color a elegir



CUSTOM  
COLOR

Steel gloss nickel-plated  
and stainless steel  
Acero niquel-satinado  
y acero inoxidable

230V - 50Hz

8W 2700K 960lm built-in  
upon request 3000K 1067lm  
Dimming system PHASE CUT



1,2kg | 2,6lb

36x36x31 cm  
14,2x14,2x12,2 in  
1,5kg | 3,3lb



Certifications:  
CE cUL US

UK  
CA NOM

**MOUNTING OPTIONS  
OPCIONES DE  
INSTALACIÓN**

Wall lamp  
Aplique

100 - 277V - 60Hz

8W 2700K 960lm built-in  
upon request 3000K 1067lm

Dimming system PHASE CONTROL and 0-10V  
(only 120Vac TRIAC Dimmers)

## Tati ref. TA06G

38cm | 15 in




22cm | 8,7in

38cm | 15in

**LAMPSHADE TULIPA**  
Painted stainless steel  
Acero inoxidable pintado

One color to choose  
Un color a elegir



CUSTOM COLOR

Steel gloss nickel-plated and stainless steel  
Acero níquel-satinado y acero inoxidable

**SUPPORT SOPORTE**  
Steel gloss nickel-plated and stainless steel  
Acero níquel-satinado y acero inoxidable

**MOUNTING OPTIONS OPCIONES DE INSTALACIÓN**

Wall lamp  
Aplique

**RECOMMENDED BULBS BOMBILLAS RECOMENDADAS**

230V - 50Hz

E14 LED Vintage - Max. 2x7 W

120V - 60Hz

E12 LED - Max. 2x7 W

**NET WEIGHT PESO NETO**

1kg | 2,2lb



52x47x31 cm  
20,5x18,5x12,2 in  
2,4kg | 5,3lb



Certifications:



LED

## Tati ref. TA06G-LD

38cm | 15 in




22cm | 8,7in

38cm | 15in

**LAMPSHADE TULIPA**  
Painted stainless steel  
Acero inoxidable pintado

One color to choose  
Un color a elegir



CUSTOM COLOR

Steel gloss nickel-plated and stainless steel  
Acero níquel-satinado y acero inoxidable

**SUPPORT SOPORTE**  
Steel gloss nickel-plated and stainless steel  
Acero níquel-satinado y acero inoxidable

**MOUNTING OPTIONS OPCIONES DE INSTALACIÓN**

Wall lamp  
Aplique

**LIGHT SOURCE BUILT-IN FUENTE DE LUZ INCLUIDA**

230V - 50Hz

8W 2700K 960lm built-in

upon request 3000K 1067lm

Dimming system PHASE CUT



100 - 277V - 60Hz

8W 2700K 960lm built-in

upon request 3000K 1067lm

Dimming system PHASE CONTROL and 0-10V  
(only 120Vac TRIAC Dimmers)

**NET WEIGHT PESO NETO**

1,4kg | 3,1lb



52x47x31 cm  
20,5x18,5x12,2 in  
2,4kg | 5,3lb



Certifications:



LED

## Venus ref. VE06

40cm | 15,7 in




7cm | 2,8in

27cm | 10,6 in

**LAMPSHADE TULIPA**  
Painted stainless steel  
Acero inoxidable pintado

One color to choose  
Un color a elegir



CUSTOM COLOR

Steel gloss nickel-plated and stainless steel  
Acero níquel-satinado y acero inoxidable

**SUPPORT SOPORTE**  
Painted steel in the same color that lampshade  
Acero pintado en el mismo color que la tulipa

**MOUNTING OPTIONS OPCIONES DE INSTALACIÓN**

Wall lamp  
Aplique

**LIGHT SOURCE BUILT-IN FUENTE DE LUZ INCLUIDA**

230V - 50Hz

4W 2700K 1060lm built-in

Dimming system PHASE CUT



100 - 277V - 60Hz

4W 2700K 1060lm built-in

Dimming system PHASE CONTROL and 0-10V  
(only 120Vac TRIAC Dimmers)

**NET WEIGHT PESO NETO**

1,6kg | 3,5lb



44x44x20 cm  
17,3x17,3x7,9 in  
2,6kg | 5,7lb



Certifications:




# ACCESORIOS ACCESSORIES

CANOPY & PIECE TO MOVE THE ELECTRIC CABLE | FLORÓN & PIEZA PARA DESPLAZAMIENTO DE CABLE ELÉCTRICO



PIECE TO HOLD  
THE STEEL CABLE  
PIEZA PARA SUJECIÓN  
DE CABLE DE ACERO

REF. PIEZA004



PIECE TO MOVE  
THE ELECTRIC CABLE  
PIEZA PARA DESPLAZAMIENTO  
DE CABLE ELÉCTRICO

REF. PIEZA002

FINISH IN BLACK COLOR  
ACABADO EN COLOR NEGRO

REF. PIEZA006

Option for luminaires  
with electric cable only  
Opción para luminarias  
solamente con cable eléctrico

Option for luminaires with  
electric and steel cable  
Opción para luminarias con  
cable eléctrico y de acero

## CANOPY | FLORÓN

### Canopy small Ø80mm Florón pequeño Ø80mm

Finishing nickel-plated  
Acabado níquel satinado

Maximum 3 outputs  
Máximo 3 salidas

Ref. CAN8



### Canopy medium Ø120mm Florón mediano Ø120mm

Finishing nickel-plated  
Acabado níquel satinado

Maximum 8 outputs  
Máximo 8 salidas

Ref. CAN12



Type 1 Tipo 1

One side output  
Salida por el lateral  
hacia un lado



Type 2 Tipo 2

Around side output  
Salida lateral alrededor



Type 3 Tipo 3

Downward output  
Salida hacia abajo



Finishing black matt  
Acabado negro mate

For compositions  
with black cable  
Para composiciones  
con cable negro

### Canopy large Ø142mm Florón grande Ø142mm

Finishing nickel-plated  
Acabado níquel satinado

Maximum 16 outputs  
Máximo 16 salidas

Ref. CAN14



Output number Número de salidas

From 2 to 16 Desde 2 hasta 16

For a larger number of outputs, consult with us  
Para un mayor número de salidas, consúltenos

### Canopy recessed Florón empotrado

Finishing matt white  
or matt black

Acabado blanco mate  
o negro mate

Ref. CAN-BL

Ref. CAN-N



Ref. CAN-BL



Ref. CAN-N

## LIGHT BULBS | BOMBILLAS

BASE	DESCRIPCIÓN	W	T (Kelvin)	REF.
E27 LED	Standard vintage Ø60mm	6	2700K 3000K	ELEC0907 ELEC0908
	Standard Dimmable vintage Ø60mm	6	2700K	ELEC0700
	Standard vintage Ø60mm	10	2700K	ELEC2201
E14 LED Round	Round Vintage	4	2700K	ELEC0689
G9 LED	LED bi-pin 230V	4	2700K 3000K	ELEC0703 ELEC0655

Ecodesign standards for lighting products are mandatory for all manufacturers and importers who intend to market their products in the EU.  
As of September 1, 2021, Regulation (EU) 2019/2020 establishing eco-design requirements for light sources and independent control mechanisms repeals and replaces  
Regulations (EC) No 244/2009, (EC) No 244/2009, (EC) No 245/2009 and (EU) No 1194/2012.

Las normas de diseño ecológico para los productos de iluminación son obligatorias para todos los fabricantes e importadores que pretendan comercializar sus productos en la UE.  
Desde el 1 de septiembre de 2021, el Reglamento (UE) 2019/2020 por el que se establecen requisitos de diseño ecológico para las fuentes luminosas y los mecanismos de control independientes deroga y sustituye  
los Reglamentos (EC) No 244/2009, (CE) n.º 244/2009, (CE) n.º 245/2009 y (UE) n.º 1194/2012.



Headquarters:  
Calor Color S.L.  
C/ Castiñeiras 108A.  
15895 O Milladoiro, A Coruña, Spain.  
T. +34 981 814 600

[info@a-emotionallight.com](mailto:info@a-emotionallight.com)  
[www.a-emotionallight.com](http://www.a-emotionallight.com)

a by emotional light inc.  
1460 Broadway Ste 6025 New York, NY 10036 US  
T. +1 323 599 6363

©2023 Calor Color S.L.  
All rights reserved.  
Legal deposit:  
Printed by Agencia Gráfica. Santiago de Compostela. Spain.

