

SINGULAR.
VIRTUOUS.
SLEDD.
ETHOS.
AXIS.

JOQUER

SLEDD COLLECTION.

ETHOS COLLECTION.

AXIS COLLECTION.

JOQUER

THE SLEDD SYSTEM ORIGINATES FROM A GENTLE BUT ROBUST DESIGN, BUILT WITH PURE GEOMETRIC VOLUMES THAT GIVE IT AN ELEGANT ARCHITECTURAL LOOK. THE ARMREST, THE BACKREST AND THE SEAT ARE INTERSPERSED AND DISPLACED IN HEIGHT IN THIS UNIQUE SOFA THAT REMAINS TRUE TO THE PRINCIPLES OF SIMPLICITY IN ITS DESIGN. ONE OF THE CHARACTERISTIC ELEMENTS THAT BEST EXPLAINS SLEDD'S DESIGN PHILOSOPHY IS ITS BASE, MADE UP OF A PIECE REMINISCENT OF THE UNDERSIDE OF A SKATE, VERY SUBTLE FROM THE FRONT AND VERY ROBUST FROM THE SIDE.





THE FINISHES OF THE BASE, THE TABLES AND ACCESSORIES ARE IN LEATHER AND ALLOW SLEDD TO BE A SOFA SYSTEM THAT CONTRIBUTES TO IMPROVING THE SPACE IN VARIOUS DIFFERENT INTERIORS. THE ELEMENTS THAT FORM PART OF THIS SYSTEM ALLOW THE CONSTRUCTION OF A MULTITUDE OF COMPOSITIONS WITH THREE DIFFERENT WIDTH MODULATIONS, AS WELL AS OTTOMANS, SIDE TABLES AND CHAISE LONGUES OF DIFFERENT WIDTHS.



La solution Sledd est le fruit d'une conception épurée mais rigoureuse, s'appuyant sur des volumes géométriques lui conférant une dimension architecturale raffinée. Les accoudoirs, le dossier et l'assise se combinent, s'entremêlent et sont modulables en hauteur pour former un canapé atypique qui conserve la perspective d'un design d'une grande simplicité. La forme caractéristique de la structure de base de la collection Sledd est fidèle à l'esprit original du design et rappelle la base d'un patin, discrète vue de face et plus imposante vue de côté. Les finitions de la structure de base, des tables et accessoires sont en cuir et font de Sledd la solution de canapés idéale pour optimiser tout type d'intérieurs. Les éléments de cette solution permettent de créer multiples configurations en étant proposés dans trois largeurs différentes et accompagnés de poufs, de tables basses et de chaises-longues aux largeurs variées.

El sistema Sledd nace de un diseño tranquilo pero contundente, construido con volúmenes geométricos puros que le dan un elegante cariz arquitectónico. El brazo, el respaldo y el asiento se combinan intercalándose y desplazándose en altura en este sofá diferente que se mantiene fiel a unos principios de simplicidad en su diseño. Uno de los elementos característicos y que mejor expresan la filosofía del diseño de Sledd es su base, conformada a partir de una pieza que recuerda a la base de un patín, muy sutil en su vista frontal y muy rotundo en su visión lateral. Los acabados de la base, las mesas y accesorios son de piel y permiten que Sledd sea un sistema de sofás que contribuye a mejorar el espacio en diferentes tipologías de interiores. Los elementos que forman parte de este sistema permiten construir multitud de composiciones con tres modulaciones diferentes de anchura, así como ottomanes, mesitas y chaise-longues de diferentes anchuras.





La collection Ethos nous accueille dans son cocon au confort optimal. Ses formes enveloppantes et ses dimensions généreuses, l'inclinaison du dossier et la structure recouverte de mousse souple et moelleuse créent une sensation d'étreinte. Le pouf d'accompagnement offre un design identique au fauteuil et sert de repose-pied. Les fauteuils utilisés en solo ou par deux permettent de créer un cadre chaleureux dans divers espaces de la maison tels que le salon, les chambres ou le bureau.

La colección Ethos es un refugio de máximo confort. Su diseño de formas envolventes y proporciones generosas, la inclinación del respaldo y el cuerpo recubierto de espuma blanda y mullida se conjugan en una sensación de abrazo. El ottoman que la acompaña sigue las líneas de la butaca y le sirve de reposapiés. Solos o en conjunto, contribuyen a crear un ambiente acogedor en distintos espacios de la casa, como salones, dormitorios o home office.



THE ETHOS COLLECTION IS A SANCTUARY OF TOTAL COMFORT. ITS DESIGN, OF SHAPES THAT ENVELOP YOU AND OF GENEROUS PROPORTIONS, THE INCLINATION OF THE BACKREST AND THE BODY COVERED IN SOFT AND FLUFFY FOAM, COME TOGETHER TO EVOKE THE FEELING OF A WARM EMBRACE. THE ACCOMPANYING OTTOMAN FEATURES THE SAME LINES AS THE CHAIR AND SERVES AS A FOOTREST. ON THEIR OWN OR TOGETHER, THEY HELP TO CREATE A WELCOMING ATMOSPHERE IN DIFFERENT SPACES OF THE HOUSE, SUCH AS THE LIVING ROOM, BEDROOM OR HOME OFFICE.

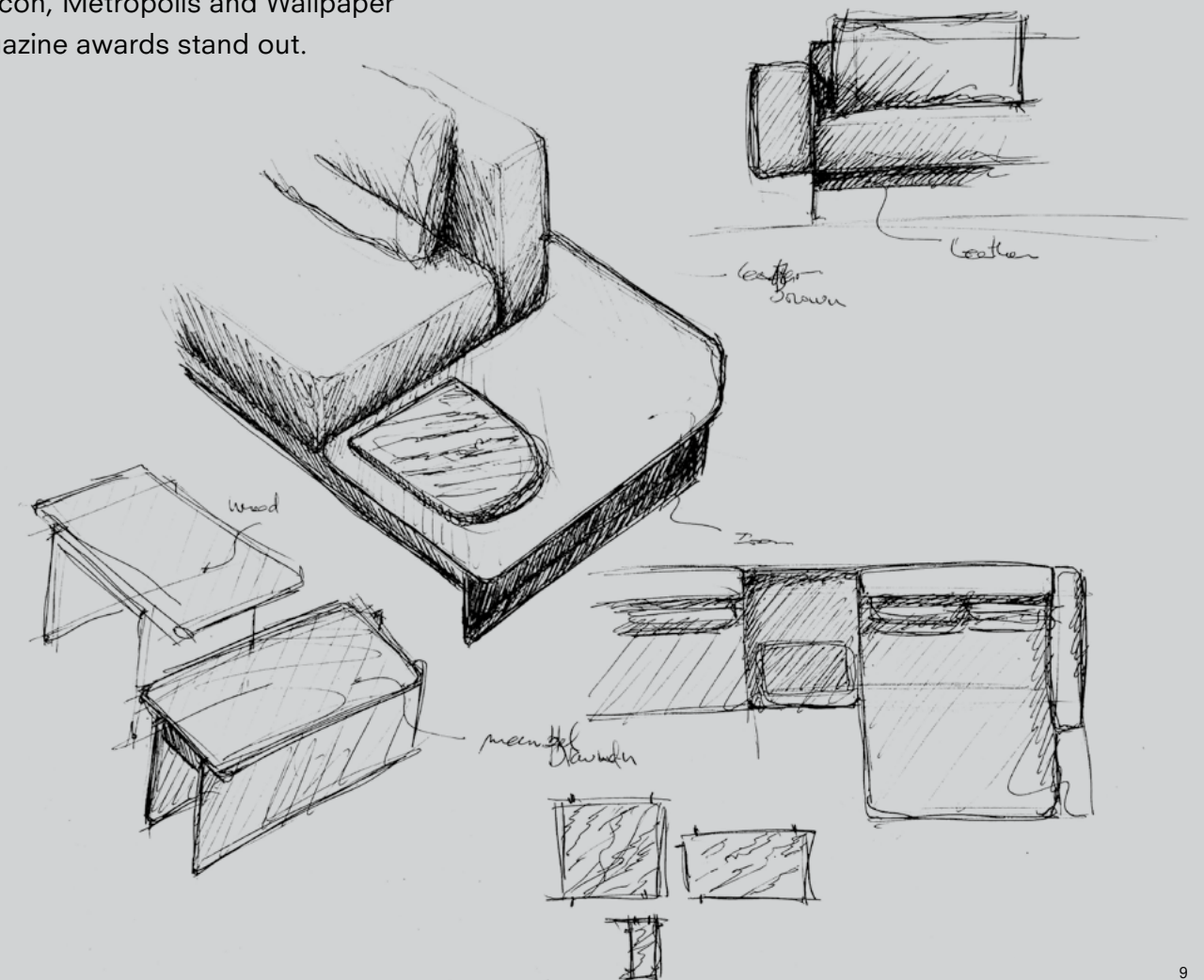
MARIO RUIZ. THE DESIGNER.



Design that is pristine and prosaic. This motif runs through the work of Spanish designer Mario Ruiz (Alicante, 1965), who has built a cosmopolitan career rooted in the vocation to create timeless designs. Every one of his projects, which comprise furniture, lighting and technology design and art direction, is exactly as it seems: objects whose clean, soft, coherent lines are an invitation for use. Intense work has gone into expressing their purpose and careful attention into their details. Among the over 50 awards he has garnered, the Spanish National Design Prize, Best of Neocon, Metropolis and Wallpaper Magazine awards stand out.

Un design épuré et familier. C'est le fil conducteur de l'oeuvre du designer Mario Ruiz (Alicante, 1965), qui a bâti sa carrière internationale sur la conception d'ouvrages qui perdurent dans le temps. Chacun de ses projets, englobant la conception de meubles, d'éclairage et de solutions technologiques et artistiques est fidèle à son apparence : des objets aux lignes épurées, douces et harmonieuses qui invitent à être utilisés. Un travail intense a été réalisé afin d'en dévoiler la finalité et un grand soin a été apporté aux détails. Tout au long de son parcours, il s'est vu décerné plus de 50 récompenses parmi lesquelles le National Design Award 2016 et les prix du Best of Neocon, Metropolis et Wallpaper Magazine.

El diseño claro y cotidiano. Este es el argumento que guía el trabajo del diseñador Mario Ruiz (Alicante, 1965), constructor de una trayectoria cosmopolita sembrada con la vocación de conseguir diseños que perduren en el tiempo. Cada uno de sus proyectos, que abarcan el diseño de mobiliario, iluminación, tecnología y la dirección de arte es lo que se ve: objetos que invitan a ser utilizados desde sus formas limpias y comprensibles. En ellos hay un trabajo intenso de resolver la identidad de cada uso y una cuidadosa atención por el detalle. Entre los más de 50 premios que ha recibido figuran el Premio Nacional de Diseño 2016, Best of Neocon, Metropolis y Wallpaper Magazine.





SLEBAN70, SLES0300
Fabric / Tissu / Tejido: Jurga 22. Leather / Cuir / Piel: Elmobaltique 43003



SLEBAN70, SLES0300, SLECLD120, SLEP220X84
Fabric / Tissu / Tejido: Jurga 22. Leather / Cuir / Piel: Elmobaltique 43003

AXICRT120X120, AXICRT74X35
Leather / Cuir / Piel: Elmobaltique 43003. Natural stone / Pierre naturelle / Piedra natural: Marquina, Carrara

ETHB86RAGC, ETHP65GC
Fabric / Tissu / Tejido: Clunis 779006



SLEBAN70, SLES0300, SLEP220X84, SLECLD120
Fabric / Tissu / Tejido: Jurga 22. Leather / Cuir / Piel: Elmobaltique 43003

AXICRT120X120, AXICRT74X35
Leather / Cuir / Piel: Elmobaltique 43003. Natural stone / Pierre naturelle /
Piedra natural: Marquina, Carrara



SLEP80, SLES0180, SLERTI283, SLEBAN70, SLEMR
Fabric / Tissu / Tejido: Jurga 4. Leather / Cuir / Piel: Elmobaltique 33280. Natural stone / Pierre naturelle / Piedra natural: Emperador

AXICRT120X120, AXICRT74X35
Leather / Cuir / Piel: Elmobaltique 33280. Natural stone / Pierre naturelle / Piedra natural: Emperador, Carrara

ETHB86RBGC
Fabric / Tissu / Tejido: Minuetto 21



SLERTI283, SLEBAN70, SLEMR, SLES0180, SLERTI283
Fabric / Tissu / Tejido: Jurga 4. Leather / Cuir / Piel: Elmobaltique 33280.
Natural stone / Pierre naturelle / Piedra natural: Emperador



SLEP80, SLES0180, SLERTI283, SLEBAN70, SLEMR
Fabric / Tissu / Tejido: Jurga 4. Leather / Cuir / Piel: Elmobaltique 33280. Natural stone / Pierre naturelle / Piedra natural: Emperador

AXICRT120X120, AXICRT74X35
Fabric / Tissu / Tejido: Elmobaltique 33280. Natural stone / Pierre naturelle / Piedra natural: Emperador, Carrara

ETHB86RBGC
Fabric / Tissu / Tejido: Minuetto 21



SLES320
Fabric / Tissu / Tejido: Jurga 5. Leather / Cuir / Piel: Elmobaltique 99011

AXICRT120X120, AXICRT130X75, AXICRT74X35
Leather / Cuir / Piel: Elmobaltique 33280. Natural stone / Pierre naturelle / Piedra natural: Emperador, Carrara. Wood / Bois / Madera: Oak painted in black with open-pore finish, Chêne laqué noir à pores ouverts, Roble lacado negro poro abierto

ETHB86RBGC
Fabric / Tissu / Tejido: Jurga 5



ETHB86RBGC
Fabric / Tissu / Tejido: Jurga 5
SLES320
Fabric / Tissu / Tejido: Jurga 5. Leather / Cuir / Piel: Elmobaltique
99011

AXICRT120X120, AXICRT130X75, AXICRT74X35
Leather / Cuir / Piel: Elmobaltique 33280. Natural stone / Pierre naturelle / Piedra natural:
Emperador, Carrara. Wood / Bois / Madera: Oak painted in black with open-pore
finish, Chêne laqué noir à pores ouverts, Roble lacado negro poro abierto





ETHB86RBGC
Fabric / Tissu / Tejido: Jurga 5

AXICRT74X35, AXICRT130X75
Leather / Cuir / Piel: Elmobaltique 33280. Natural stone / Pierre naturelle / Piedra natural: Emperador, Carrara

SLECLI160, SLEBAN40, SLEMML, SLESD220
Fabric / Tissu / Tejido: Lucinasco 19. Leather / Cuir / Piel: Elmobaltique 33280. Natural stone / Pierre naturelle / Piedra natural: Carrara



SLECLI160, SLEBAN40, SLEMML, SLESD220
 Fabric / Tissu / Tejido: Lucinasco 19. Leather / Cuir / Piel: Elmobaltique
 33280. Natural stone / Pierre naturelle / Piedra natural: Carrara



AXICRT74X35, AXICRT130X75
 Leather / Cuir / Piel: Elmobaltique 33280. Natural stone /
 Pierre naturelle / Piedra natural: Emperador, Carrara



ETHB86RAGC, ETHP65GC
Fabric / Tissu / Tejido: Yellowstone Dec 11

ETHB86RBGC
Fabric / Tissu / Tejido: Minuetto 21



ETHB86RBGC
Fabric / Tissu / Tejido: Minuetto 21

AXICRT120X120, AXICRT74X35
Leather / Cuir / Piel: Elmobaltique 33280. Natural stone / Pierre naturelle / Piedra natural: Carrara. Wood / Bois / Madera: Oak painted in black with open-pore finish, Chêne laqué noir à pores ouverts, Roble lacado negro poro abierto

SLEBAN70, SLEMML, SLEMTD240, SLERDD193, SLES0270, SLEBAN70, SLEMML
Fabric / Tissu / Tejido: Jurga 4. Leather / Cuir / Piel: Elmobaltique 33280. Natural stone / Pierre naturelle / Piedra natural: Emperador



SLES0270, SLEBAN70, SLEMML
Fabric / Tissu / Tejido: Jurga 4. Leather / Cuir / Piel: Elmobaltique 33280. Natural stone /
Pierre naturelle / Piedra natural: Emperador

ETHB86RBGC
Fabric / Tissu / Tejido: Minuetto 21



SLEBAN70, SLEMML, SLERDD193
Fabric / Tissu / Tejido: Jurga 4. Leather / Cuir / Piel: Elmobaltique 33280. Natural stone / Pierre naturelle / Piedra natural: Emperador



SLES0270, SLEBAN70, SLEMML
Fabric / Tissu / Tejido: Jurga 4. Leather / Cuir / Piel: Elmobaltique 33280. Natural stone / Pierre naturelle / Piedra natural: Emperador



SLEBAN70, SLEMML
Leather / Cuir / Piel: Elmobaltique 33280. Natural stone / Pierre naturelle / Piedra natural: Emperador



SLESI290, SLERTI283, SLEBAN40, SLEMML, SLECLD160, SLEP220X84
Fabric / Tissu / Tejido: Clunis 779006, Jurga 16. Leather / Cuir / Piel: Elmobaltique
43003. Natural stone / Pierre naturelle / Piedra natural: Emperador

ETHB86RAGC
Fabric / Tissu / Tejido: Yellowstone Dec 41

AXICRT120X120, AXICRT130X75
Fabric / Tissu / Tejido: Jurga 22. Leather / Cuir / Piel: Elmobaltique 43003. Wood / Bois /
Madera: Oak painted in black with open-pore finish, Chêne laqué noir à pores ouverts,
Roble lacado negro poro abierto



SLERTI283, SLEBAN40, SLEMML, SLECLD160
 Fabric / Tissu / Tejido: Elmobaltique 43003. Natural
 stone / Pierre naturelle / Piedra natural: Emperador
 ETHB86RAGC
 Fabric / Tissu / Tejido: Yellowstone Dec 41

AXICRT120X120, AXICRT130X75
 Leather / Cuir / Piel: Elmobaltique 43003. Natural stone / Pierre naturelle / Piedra natural:
 Emperador. Wood / Bois / Madera: Oak painted in black with open-pore finish, Chêne laqué
 noir à pores ouverts, Roble lacado negro poro abierto





SLERTI283, SLEBAN40, SLEMML, SLECLD160
 Fabric / Tissu / Tejido: Clunis 779006. Leather / Cuir / Piel:
 Elmobaltique 43003. Natural stone / Pierre naturelle / Piedra natural:
 Emperador

SLEP220X84
 Fabric / Tissu / Tejido: Jurga 16. Leather / Cuir / Piel:
 Elmobaltique 43003



SLESI290, SLERTI283, SLEBAN40, SLEMML, SLECLD160
Fabric / Tissu / Tejido: Clunis 779006. Leather / Cuir / Piel: Elmobaltique 43003.
Natural stone / Pierre naturelle / Piedra natural: Emperador

AXICRT120X120, AXICRT130X75
Leather / Cuir / Piel: Elmobaltique 43003. Natural stone / Pierre naturelle / Piedra natural: Emperador. Wood / Bois / Madera: Oak painted in black with open-pore finish, Chêne laqué noir à pores ouverts, Roble lacado negro poro abierto

ETHB86RAGC
Fabric / Tissu / Tejido: Yellowstone Dec 41

Back cushion height.
Hauteur de coussin pour
le dossier. Altura de cojín
de respaldo.
Standard (83 cm - 32.68")

Leather upholstered headrest.
Repose-tête recouvert de cuir.
Reposacabezas tapizado
en piel.



Back cushion height.
Hauteur de coussin pour
le dossier. Altura de cojín
de respaldo.
Standard (83 cm - 32.68")

Fabric upholstered headrest.
Repose-tête recouvert de tissu.
Reposacabezas tapizado
en tela.



Back cushion height.
Hauteur de coussin pour
le dossier. Altura de cojín
de respaldo.
Standard (83 cm - 32.68")



Back cushion height.
Hauteur de coussin pour
le dossier. Altura de cojín
de respaldo.
Premium (93 cm - 36.61")

Leather upholstered headrest.
Repose-tête recouvert de cuir.
Reposacabezas tapizado
en piel.



Back cushion height.
Hauteur de coussin pour
le dossier. Altura de cojín
de respaldo.
Premium (93 cm - 36.61")

Fabric upholstered headrest.
Repose-tête recouvert de tissu.
Reposacabezas tapizado
en tela.



Backrest height. Hauteur du dossier. Altura de respaldo.
Low (78 cm - 30.71")



Backrest height. Hauteur du dossier. Altura de respaldo.
High (99 cm - 38.98")



INFO.

TECHNICAL SPECIFICATIONS.

INNER CONSTRUCTION CONSTRUCTION INTERIEURE CONSTRUCCIÓN INTERIOR

SLEDD SYSTEM SECTION, FOAM HEADREST.
SECTION SYSTÈME SLEDD, REPOSE-TÊTES
EN MOUSSE. SECCIÓN SISTEMA SLEDD,
REPOSACABEZAS EN ESPUMA.

- ① Back cushion in polyester fibre and washed, sterilised down.
Coussin de dossier en fibre de polyester et plumes lavées et stérilisées.
Cojín de respaldo en fibra de poliéster y pluma lavada y esterilizada.
- ② Seat cushion in different polyurethane foam densities, with surface padding in polyester fibre.
Coussin d'assise fabriqué à l'aide de diverses densités de mousse de polyuréthane, avec matelassage extérieur en fibre de polyester.
Cojín de asiento en distintas densidades de espuma de poliuretano acolchado en la superficie con fibra de poliéster.
- ③ Leather or fabric trim.
Structure avant en cuir ou tissu.
Embellecedor en piel o tejido.
- ④ Wood frame.
Châssis en bois.
Bastidor de madera.
- ⑤ Metal bases with LDPE stops.
Pieds métalliques avec butées en PEBD.
Pies metálicos con topes de LDPE.
- ⑥ Structure covered with flexible cold shaped polyurethane foam and polyester fibre.
Structure recouverte de mousse de polyuréthane souple à froid et de fibre de polyester.
Estructura recubierta de espuma de poliuretano flexible en frío y fibra de poliéster.
- ⑦ Polyurethane foam headrest upholstered in fabric.
Repose-tête en mousse de polyuréthane recouvert de tissu.
Reposacabezas en espuma de poliuretano tapizado en tela.

SLEDD SYSTEM SECTION, HEADREST IN LEATHER.
SECTION SYSTÈME SLEDD, REPOSE-TÊTES EN CUIR. SECCIÓN SISTEMA SLEDD, REPOSACABEZAS EN PIEL.

- ⑧ Metal headrest upholstered in leather.
Repose-tête métallique recouvert de cuir.
Reposacabezas metálico tapizado en piel.

FEATURES

- Removable upholstery in the seat cushion and back cushions.
- Wooden frame covered with cold flexible polyurethane foam and polyester fibre.
- The front upholstery of the frame can be chosen in leather or upholstery.
- Seat cushion made of different densities of polyurethane foam, padded on the surface with polyester fibre. Back cushions filled with polyester fibre, and washed and sterilised down.
- Optional headrests in polyurethane foam upholstered in fabric or metal upholstered in leather.
- Metallic bases covered in manganese-finish polyester powder paint with LDPE stops.
- Two back cushion heights available: Standard (83 cm - 32.68") or Premium (93 cm - 36.61").

TRAITS

- Coussins d'assise et coussins de dossier en tissu déhoussables.
- Structure fabriquée en bois et recouverte de mousse de polyuréthane souple à froid et fibre de polyester.
- Structure avant recouverte de cuir ou de tissu, au choix.
- Coussin d'assise fabriqué à l'aide de diverses densités de mousse de polyuréthane, avec matelassage extérieur en fibre de polyester. Coussins de dossier rembourrés en fibre de polyester et plumes lavées et stérilisées.
- Repose-têtes en option fabriqués en mousse de polyuréthane recouvert de tissu ou en métal recouvert de cuir.
- Bases métalliques recouvertes de peinture polyester en poudre couleur manganèse, équipées de patins en PEBD.
- Deux hauteurs de coussin proposées pour le dossier : Standard (83 cm) ou Premium (93 cm).

CARACTERÍSTICAS TÉCNICAS

- Tapicería desenfundable en cojín de asiento y cojines de respaldo.
- Bastidor de madera recubierto de espuma de poliuretano flexible en frío y fibra de poliéster.
- Tapizado frontal del bastidor a escoger en piel o tapicería.
- Cojín de asiento realizado en distintas densidades de espuma poliuretano, acolchado en la superficie con fibra. Cojines de respaldo rellenos de fibra de poliéster y pluma lavada y esterilizada.
- Reposacabezas opcionales en espuma de poliuretano tapizados en tela o metálicos revestidos en piel.
- Bases metálicas recubiertas en pintura poliéster en polvo acabado manganeso con topes de LDPE.
- Dos alturas de respaldo disponibles: Standard (83 cm) o Premium (93 cm).

INNER CONSTRUCTION
CONSTRUCTION INTERIEURE
CONSTRUCCIÓN INTERIOR

ETHOS, HIGH BACK SECTION. SECTION
ETHOS, DOSSIER HAUT. SECCIÓN ETHOS,
RESPALDO ALTO.

ETHOS, LOW BACK SECTION. SECTION
ETHOS, DOSSIER BAS. SECCIÓN ETHOS,
RESPALDO BAJO.

- ① Back in different polyurethane foam densities, with surface padding in polyester fibre.
Dossier fabriqué à l'aide de diverses densités de mousse de polyuréthane, avec matelassage extérieur en fibre de polyester.
Respaldo realizado en distintas densidades de espuma de poliuretano, acolchado en la superficie con fibra de poliéster.
- ② Seat in different polyurethane foam densities with surface padding in polyester fibre.
Assise fabriquée à l'aide de diverses densités de mousse de polyuréthane, avec matelassage extérieur en fibre de polyester.
Asiento realizado en distintas densidades de espuma de poliuretano, acolchado en la superficie con fibra de poliéster.
- ③ Combined wood and metal frame, with elastic webbing suspension.
Structure en bois et métal et suspension faite de sangles élastiques.
Bastidor combinado de metal y madera con suspensión de cinchas elásticas.
- ④ Metal base.
Base métallique.
Pie metálico.
- ⑤ Metal frame.
Structure en métal.
Bastidor metálico.

FEATURES

- Fixed upholstery.
- Combined wood and metal frame covered with flexible cold shaped polyurethane foam and polyester fibre.
- Seat, back, headrest and arms in different polyurethane foam densities, with surface padding in fibre.
- Two types of bases to choose from: a cross metal base with LDPE stops or a flat disc metal base with felt. All metallic elements are coated with manganese coloured polyester powder paint.

TRAITS

- Revêtement en tissu non déhoussable.
- Structure alliant métal et bois recouverte de mousse de polyuréthane souple à froid et de fibre de polyester.
- Assise, dossier, repose-têtes et accoudoirs fabriqués à l'aide de différentes densités de mousse de polyuréthane avec matelassage extérieur en fibre de polyester.
- Deux types de bases sont proposés : base métallique en croix avec patins en PEBD ou base métallique avec socle rond recouvert de feutre. Tous les éléments métalliques sont recouverts de peinture polyester en poudre couleur manganèse.

CARACTERÍSTICAS TÉCNICAS


- Tapizado fijo.
- Bastidor combinado de metal y madera recubierto de espuma de poliuretano flexible en frío y fibra de poliéster.
- Asiento, respaldo, reposacabezas y brazos realizados en distintas densidades de espuma de poliuretano, acolchado en la superficie con fibra.
- Dos tipos de bases a escoger: base metálica en cruz con topes de LDPE o base metálica de disco con fieltro. Todos los elementos metálicos están recubiertos en pintura poliéster en polvo color manganeso.

TAPESTRIES & FINISHES.

HOME TEXTILES COLLECTION. COLLECTION TEXTILES MAISON. COLECCIÓN TEJIDOS HOGAR.




DURY
Group. Groupe. Grupo. 1
10 Colours. Couleurs. Colores.




SONNET
Group. Groupe. Grupo. 1
8 Colours. Couleurs. Colores.




TENZO
Grupo. Groupe. Grupo. 2
11 Colours. Couleurs. Colores.



DANA
Group. Groupe. Grupo. 2
11 Colours. Couleurs. Colores.



NOAH
Group. Groupe. Grupo. 2
14 Colours. Couleurs. Colores.



SAHARA
Group. Groupe. Grupo. 2
23 Colours. Couleurs. Colores.



BORA BORA
Group. Groupe. Grupo. 3
13 Colours. Couleurs. Colores.



KRONOS
Group. Groupe. Grupo. 3
16 Colours. Couleurs. Colores.



LINARA
Group. Groupe. Grupo. 3
41 Colours. Couleurs. Colores.



MUSA
Group. Groupe. Grupo. 3
9 Colours. Couleurs. Colores.




SERRA
Group. Groupe. Grupo. 3
10 Colours. Couleurs. Colores.



GENT
Group. Groupe. Grupo. 3
13 Colours. Couleurs. Colores.

HOME TEXTILES COLLECTION. COLLECTION TEXTILES MAISON. COLECCIÓN TEJIDOS HOGAR.



MINUETTO
Group. Groupe. Grupo. 4
11 Colours. Couleurs. Colores.



RICO
Group. Groupe. Grupo. 4
10 Colours. Couleurs. Colores.



GOTHENBURG
Group. Groupe. Grupo. 4
15 Colours. Couleurs. Colores.



MARSALIS
Group. Groupe. Grupo. 4
9 Colours. Couleurs. Colores.



CLUNIS
Group. Groupe. Grupo. 5
3 Colours. Couleurs. Colores.



YELLOWSTONE DEC
Group. Groupe. Grupo. 5
8 Colours. Couleurs. Colores.




JURGA
Group. Groupe. Grupo. 5
8 Colours. Couleurs. Colores.

HOME LEATHER COLLECTION. COLLECTION CUIR MAISON. COLECCIÓN PIEL HOGAR.



ALISEO
Group. Groupe. Grupo. L1
30 Colours. Couleurs. Colores.



NUVOLA
Group. Groupe. Grupo. L2
72 Colours. Couleurs. Colores.



ELMOBALTIQUE
Group. Groupe. Grupo. L2
22 Colours. Couleurs. Colores.

METAL PARTS FINISHES. FINITIONS POUR LES ÉLÉMENTS MÉTALLIQUES. ACABADOS PARA PARTES METÁLICAS.



Manganese metal.
Métal manganèse.
Metal manganeso.

WOOD FINISH. FINITIONS BOIS. ACABADO DE LA MADERA.



Natural oak.
Chêne naturel.
Roble natural.




American walnut.
Noyer américain.
Nogal americano.




Dark stained oak.
Chêne teinté foncée.
Roble teñido oscuro.




Oak painted in black with open-pore finish.
Chêne laqué noir à pores ouverts.
Roble lacado negro poro abierto.




SEDA




ALOE




KHAKI



BRICK



RUBI




KOKOA


LEATHER COLOURS. CUIR COLORIS. COLORES DE PIEL.




NUVOLA 199




NUVOLA 163




ELMOBALTIQUE
88042




NUVOLA 155




NUVOLA 151



NUVOLA 147



ELMOBALTIQUE
33280




ELMOBALTIQUE
43003



ELMOBALTIQUE
99011

DEKTON® COLOURS. COULEURS DEKTON®. COLORES DEKTON®.



REM



KELYA



KIRA


NATURAL STONE COLOURS. COULEURS PIERRE NATURELLE. COLORES PIEDRA NATURAL.



CARRARA



MARQUINA




EMPERADOR

COMPOSITIONS.

COMPOSITION 1

Page. Página 11-15.



SLEBAN70
SLEDD. Table. Mesa.
70 x 96 H35
27.56" x 37.80" H13.78"

SLEP220X84
SLEDD. Ottoman. Pouf.
220 x 84 H41
86.61" x 33.07" H16.14"



ETHB86RAGC
ETHOS. Armchair.
Fauteuil. Butaca.
86 x 95 H99
33.86" x 37.4" H38.98"

Cross-shaped metal base rotating with auto-return. High back.
Base métallique en croix, pivotante avec retour automatique.
Dossier haut.
Base metálica en cruz fija giratoria con retorno. Respaldo alto.



AXICRT120X120
AXIS. Coffee table.
Table à café. Mesa de café.
120 x 120 H33
47.24" x 47.24" H12.99"

Square top.
Plateau carré.
Sobre cuadrado.



AXICRT74X35
AXIS. Side table. Table d'appoint. Mesa auxiliar.
75 x 30 H33
29.13" x 13.78" H12.99"

SLEMML
SLEDD. Marble tray.
Plateau en marbre.
Bandeja de mármol.
35 x 39 H2
13.78" x 15.35" H0.79"

SLES0300
SLEDD. Sofa without arms.
Canapé sans accoudoirs.
Sofá sin brazos.
300 x 103 H83
118.11" x 40.55" H32.68"

SLECLD120
SLEDD. Sofa with 1 arm.
Canapé avec 1 accoudoir.
Sofá con 1 brazo.
120 x 163 H83
47.24" x 64.17" H32.68"
DER.

ETHP65GC
ETHOS. Ottoman.
Pouf.
65 x 50 H41
25.59" x 19.69" H16.14"

Cross-shaped metal base rotating with auto-return.
Base métallique en croix, pivotante avec retour automatique.
Base metálica en cruz fija giratoria con retorno.

COMPOSITION 2

Page. Página 16-21.



SLEP80
SLEDD. Modular ottoman.
Pouf modulable. Ottoman modulaire.
80 x 103 H41
31.50" x 40.55" H16.14"

SLES0180
SLEDD. Sofa without arms.
Canapé sans accoudoirs.
Sofá sin brazos.
180 x 103 H83
70.87" x 40.55" H32.68"

SLERTI283
SLEDD. Corner. Angle.
Rincón.
283 x 103 H83
111.42" x 40.55" H32.68"
IZQ.
Triple corner.
Angle triple.
Rincón triple.



ETHB86RBGC
ETHOS. Armchair.
Fauteuil. Butaca.
86 x 90 H78
33.86" x 35.43" H30.71"

Cross-shaped metal base rotating with auto-return. Low back.
Base métallique en croix, pivotante avec retour automatique.
Dossier bas.
Base metálica en cruz fija giratoria con retorno. Respaldo bajo.



AXICRT120X120
AXIS. Coffee table.
Table à café. Mesa de café.
120 x 120 H33
47.24" x 47.24" H12.99"

Square top.
Plateau carré.
Sobre cuadrado.



AXICRT74X35
AXIS. Side table. Table d'appoint. Mesa auxiliar.
75 x 30 H33
29.13" x 13.78" H12.99"



SLES320
SLEDD. Sofa. Canapé. Sofá.
320 x 103 H83
125.98" x 40.55" H32.68"



ETHB86RAGC
ETHOS. Armchair.
Fauteuil. Butaca.
86 x 95 H99
33.86" x 37.4" H38.98"
Cross-shaped metal base rotating with auto-return. High back.
Base métallique en croix, pivotante avec retour automatique. Dossier haut.
Base metálica en cruz fija giratoria con retorno. Respaldo alto.



AXICRT120X120
AXIS. Coffee table.
Table à café. Mesa de café.
120 x 120 H33
47.24" x 47.24" H12.99"



AXICRT130X75
AXIS. Coffee table.
Table à café. Mesa de café.
130 x 75 H33
51.18" x 29.53" H12.99"
Rectangular top.
Plateau rectangulaire.
Sobre rectangular.



AXICRT74X35
AXIS. Side table. Table d'appoint. Mesa auxiliar.
75 x 30 H33
29.13" x 13.78" H12.99"



SLECLI160
SLEDD. Chaise longue.
160 x 163 H83
62.99" x 64.17" H32.68"
IZQ.



SLEBAN40
SLEDD. Table. Mesa.
40 x 96 H35
15.75" x 37.80" H13.78"



AXICRT130X75
AXIS. Coffee table.
Table à café. Mesa de café.
130 x 75 H33
51.18" x 29.53" H12.99"
Rectangular top.
Plateau rectangulaire.
Sobre rectangular.



SLEMM L
SLEDD. Marble tray.
Plateau en marbre.
Bandeja de mármol.
35 x 39 H2
13.78" x 15.35" H0.79"



ETHB86RBGC
ETHOS. Armchair.
Fauteuil. Butaca.
86 x 90 H78
33.86" x 35.43" H30.71"
Cross-shaped metal base rotating with auto-return. Low back.
Base métallique en croix, pivotante avec retour automatique.
Dossier bas.
Base metálica en cruz fija giratoria con retorno. Respaldo bajo.

SLES D220
SLEDD. Sofa with 1 arm.
Canapé avec 1 accoudoir.
Sofá con 1 brazo.
220 x 103 H83
86.61" x 40.55" H32.68"
DER.



ETHB86RAGC
ETHOS. Armchair.
Fauteuil. Butaca.
86 x 95 H99
33.86" x 37.4" H38.98"

Cross-shaped metal base rotating with auto-return. High back.
Base métallique en croix, pivotante avec retour automatique.
Dossier haut.
Base metálica en cruz fija giratoria con retorno. Respaldo alto.



ETHP65GC
ETHOS. Ottoman.
Pouf.
65 x 50 H41
25.59" x 19.69" H16.14"

Cross-shaped metal base rotating with auto-return.
Base métallique en croix, pivotante avec retour automatique.
Base metálica en cruz fija giratoria con retorno.



SLEBAN70
SLEDD. Table. Mesa.
70 x 96 H35
27.56" x 37.80" H13.78"



SLEBAN70
SLEDD. Table. Mesa.
70 x 96 H35
27.56" x 37.80" H13.78"



ETHB86RBGC
ETHOS. Armchair.
Fauteuil. Butaca.
86 x 90 H78
33.86" x 35.43" H30.71"

Cross-shaped metal base rotating with auto-return. Low back.
Base métallique en croix, pivotante avec retour automatique.
Dossier bas.
Base metálica en cruz fija giratoria con retorno. Respaldo bajo.



AXICRT130X75
AXIS. Coffee table.
Table à café. Mesa de café.
130 x 75 H33
51.18" x 29.53" H12.99"

Rectangular top.
Plateau rectangulaire.
Sobre rectangular.

AXICRT74X35
AXIS. Side table. Table d'appoint. Mesa auxiliar.
75 x 30 H33
29.13" x 13.78" H12.99"

SLEMML
SLEDD. Marble tray.
Plateau en marbre.
Bandeja de mármol.
35 x 39 H2
13.78" x 15.35" H0.79"


SLEMML
SLEDD. Marble tray.
Plateau en marbre.
Bandeja de mármol.
35 x 39 H2
13.78" x 15.35" H0.79"

SLEMTD240
SLEDD. Terminal module.
Module terminal. Módulo terminal.
240 x 103 H83
94.49" x 40.55" H32.68"
DER.

SLERDD193
SLEDD. Corner. Angle.
Rincón.
193 x 103 H83
75.98" x 40.55" H32.68"
DER.

Double corner.
Angle double.
Rincón doble.

SLES0270
SLEDD. Sofa without arms.
Canapé sans accoudoirs.
Sofá sin brazos.
270 x 103 H83
106.30" x 40.55" H32.68"



SLESD290
SLEDD. Sofa with 1 arm.
Canapé avec 1 accoudoir.
Sofá con 1 brazo.
290 x 103 H83
114.17" x 40.55" H32.68"
DER.

SLERTI283
SLEDD. Corner. Angle.
Rincón.
283 x 103 H83
111.42" x 40.55" H32.68"
IZQ.
Triple corner.
Angle triple.
Rincón triple.

SLEBAN40
SLEDD. Table. Mesa.
40 x 96 H35
15.75" x 37.80" H13.78"

SLEMR
SLEDD. Marble tray.
Plateau en marbre.
Bandeja de mármol.
27 x 63 H2
10.63" x 24.80" H0.79"

SLECLD160
SLEDD. Chaise longue.
160 x 163 H83
62.99" x 64.17" H32.68"
DER.

SLEP220X84
SLEDD. Ottoman. Pouf.
220 x 84 H41
86.61" x 33.07" H16.14"



ETHB86RAGC
ETHOS. Armchair.
Fauteuil. Butaca.
86 x 95 H99
33.86" x 37.4" H38.98"

Cross-shaped metal base rotating with auto-return. High back.
Base métallique en croix, pivotante avec retour automatique.
Dossier haut.
Base metálica en cruz fija giratoria con retorno. Respaldo alto.



AXICRT120X120
AXIS. Coffee table.
Table à café. Mesa de café.
120 x 120 H33
47.24" x 47.24" H12.99"

Square top.
Plateau carré.
Sobre cuadrado.

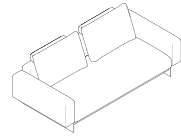


AXICRT130X75
AXIS. Coffee table.
Table à café. Mesa de café.
130 x 75 H33
51.18" x 29.53" H12.99"

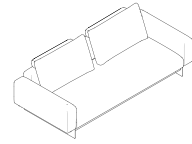
Rectangular top.
Plateau rectangulaire.
Sobre rectangular.

DIMENSIONS. SLEDD.

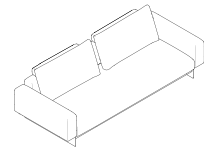
SOFA. CANAPÉ. SOFÁ.



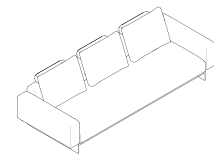
SLES220
220 x 103 H83
86.61" x 40.55" H32.68"



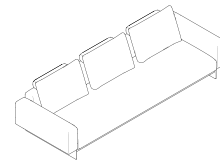
SLES240
240 x 103 H83
94.49" x 40.55" H32.68"



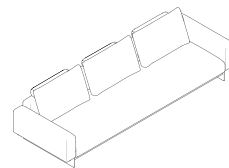
SLES260
260 x 103 H83
102.36" x 40.55" H32.68"



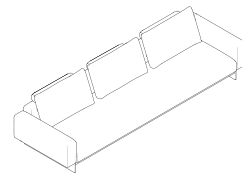
SLES280
280 x 103 H83
110.24" x 40.55" H32.68"



SLES300
300 x 103 H83
118.11" x 40.55" H32.68"

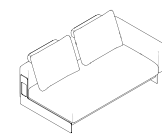


SLES320
320 x 103 H83
125.98" x 40.55" H32.68"

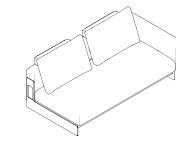


SLES340
340 x 103 H83
133.86" x 40.55" H32.68"

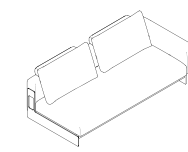
SOFA WITH 1 ARM. CANAPÉ AVEC 1 ACCOUDOIR. SOFÁ CON 1 BRAZO.



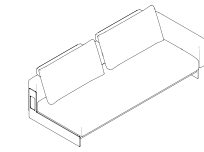
SLESD180
180 x 103 H83
70.87" x 40.55" H32.68"
DER.



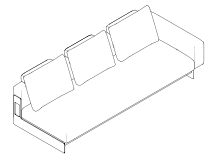
SLESD200
200 x 103 H83
78.74" x 40.55" H32.68"
DER.



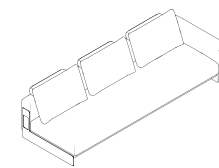
SLESD220
220 x 103 H83
86.61" x 40.55" H32.68"
DER.



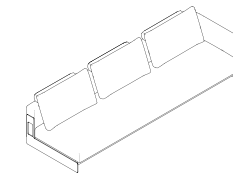
SLESD240
240 x 103 H83
94.49" x 40.55" H32.68"
DER.



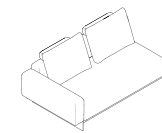
SLESD260
260 x 103 H83
102.36" x 40.55" H32.68"
DER.



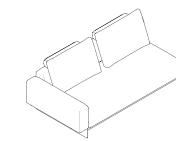
SLESD290
290 x 103 H83
114.17" x 40.55" H32.68"
DER.



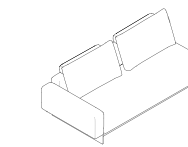
SLESD320
320 x 103 H83
125.98" x 40.55" H32.68"
DER.



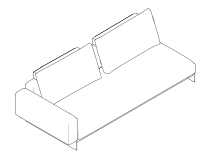
SLES180
180 x 103 H83
70.87" x 40.55" H32.68"
IZQ.



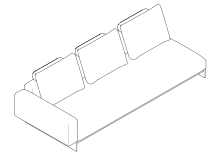
SLES1200
200 x 103 H83
78.74" x 40.55" H32.68"
IZQ.



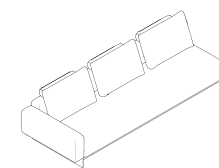
SLES1220
220 x 103 H83
86.61" x 40.55" H32.68"
IZQ.



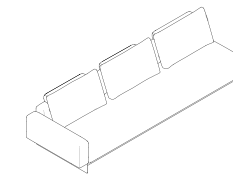
SLES1240
240 x 103 H83
94.49" x 40.55" H32.68"
IZQ.



SLES1260
260 x 103 H83
102.36" x 40.55" H32.68"
IZQ.

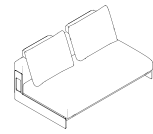


SLES1290
290 x 103 H83
114.17" x 40.55" H32.68"
IZQ.

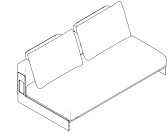


SLES1320
320 x 103 H83
125.98" x 40.55" H32.68"
IZQ.

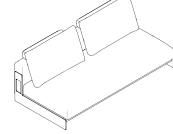
SOFA WITHOUT ARMS. CANAPÉ SANS ACCOUDOIRS. SOFÁ SIN BRAZOS.



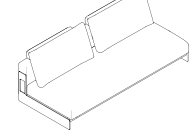
SLES0160
160 x 103 H83
62.99" x 40.55" H32.68"



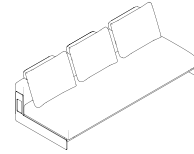
SLES0180
180 x 103 H83
70.87" x 40.55" H32.68"



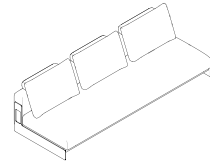
SLES0200
200 x 103 H83
78.74" x 40.55" H32.68"



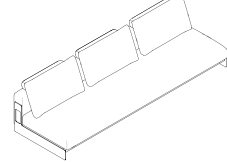
SLES0220
220 x 103 H83
86.61" x 40.55" H32.68"



SLES0240
240 x 103 H83
94.49" x 40.55" H32.68"

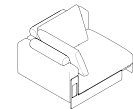


SLES0270
270 x 103 H83
106.30" x 40.55" H32.68"



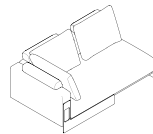
SLES0300
300 x 103 H83
118.11" x 40.55" H32.68"

CORNER. ANGLE. RINCÓN.



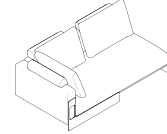
SLER103
103 x 103 H83
40.55" x 40.55" H32.68"

Single corner.
Angle uni.
Rincón simple.



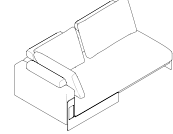
SLERDD183
183 x 103 H83
72.05" x 40.55" H32.68"
DER.

Double corner.
Angle double.
Rincón doble.



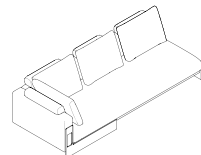
SLERDD193
193 x 103 H83
75.98" x 40.55" H32.68"
DER.

Double corner.
Angle double.
Rincón doble.



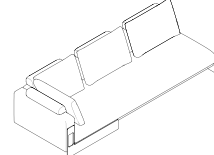
SLERDD203
203 x 103 H83
79.92" x 40.55" H32.68"
DER.

Double corner.
Angle double.
Rincón doble.



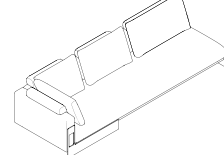
SLERDI183
183 x 103 H83
72.05" x 40.55" H32.68"
IZQ.

Double corner.
Angle double.
Rincón doble.



SLERDI193
193 x 103 H83
75.98" x 40.55" H32.68"
IZQ.

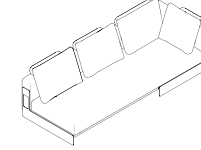
Double corner.
Angle double.
Rincón doble.



SLERDI203
203 x 103 H83
79.92" x 40.55" H32.68"
IZQ.

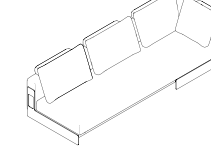
Double corner.
Angle double.
Rincón doble.

CORNER. ANGLE. RINCÓN.



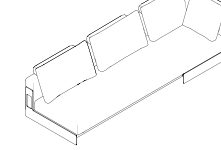
SLERTD263
263 x 103 H83
103.54" x 40.55" H32.68"
DER.

Triple corner.
Angle triple.
Rincón triple.



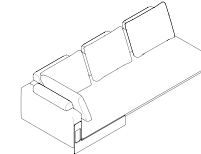
SLERTD283
283 x 103 H83
111.42" x 40.55" H32.68"
DER.

Triple corner.
Angle triple.
Rincón triple.



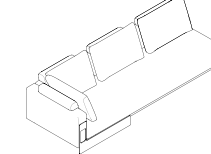
SLERTD303
303 x 103 H83
119.29" x 40.55" H32.68"
DER.

Triple corner.
Angle triple.
Rincón triple.



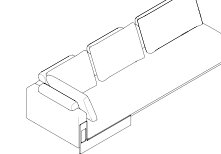
SLERTI263
263 x 103 H83
103.54" x 40.55" H32.68"
IZQ.

Triple corner.
Angle triple.
Rincón triple.



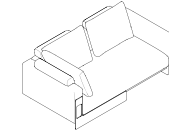
SLERTI283
283 x 103 H83
111.42" x 40.55" H32.68"
IZQ.

Triple corner.
Angle triple.
Rincón triple.



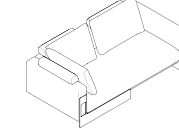
SLERTI303
303 x 103 H83
119.29" x 40.55" H32.68"
IZQ.

Triple corner.
Angle triple.
Rincón triple.



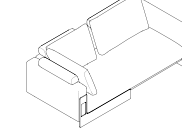
SLERDBD203
203 x 103 H83
79.92" x 40.55" H32.68"
DER.

Double corner with 1 arm.
Angle double avec 1 accoudoir.
Rincón doble con 1 brazo.



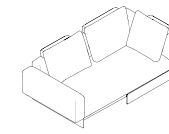
SLERDBD213
213 x 103 H83
83.86" x 40.55" H32.68"
DER.

Double corner with 1 arm.
Angle double avec 1 accoudoir.
Rincón doble con 1 brazo.



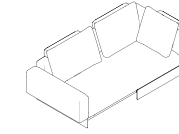
SLERDBD223
223 x 103 H83
87.80" x 40.55" H32.68"
DER.

Double corner with 1 arm.
Angle double avec 1 accoudoir.
Rincón doble con 1 brazo.



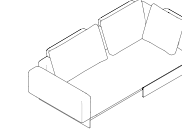
SLERDBI203
203 x 103 H83
79.92" x 40.55" H32.68"
IZQ.

Double corner with 1 arm.
Angle double avec 1 accoudoir.
Rincón doble con 1 brazo.



SLERDBI213
213 x 103 H83
83.86" x 40.55" H32.68"
IZQ.

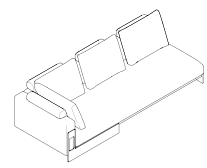
Double corner with 1 arm.
Angle double avec 1 accoudoir.
Rincón doble con 1 brazo.



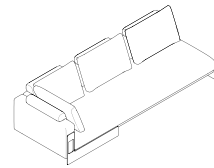
SLERDBI223
223 x 103 H83
87.80" x 40.55" H32.68"
IZQ.

Double corner with 1 arm.
Angle double avec 1 accoudoir.
Rincón doble con 1 brazo.

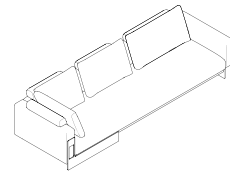
CORNER. ANGLE. RINCÓN.



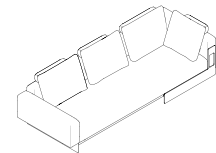
SLERTBD283
283 x 103 H83
111.42" x 40.55" H32.68"
DER.
Triple corner with 1 arm.
Angle triple avec 1 accoudoir.
Rincón triple con 1 brazo.



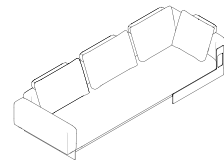
SLERTBD303
303 x 103 H83
119.29" x 40.55" H32.68"
DER.
Triple corner with 1 arm.
Angle triple avec 1 accoudoir.
Rincón triple con 1 brazo.



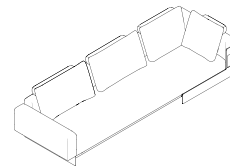
SLERTBD323
323 x 103 H83
127.17" x 40.55" H32.68"
DER.
Triple corner with 1 arm.
Angle triple avec 1 accoudoir.
Rincón triple con 1 brazo.



SLERTBI283
283 x 103 H83
111.42" x 40.55" H32.68"
IZQ.
Triple corner with 1 arm.
Angle triple avec 1 accoudoir.
Rincón triple con 1 brazo.

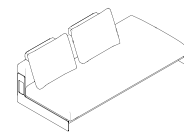


SLERTBI303
303 x 103 H83
119.29" x 40.55" H32.68"
IZQ.
Triple corner with 1 arm.
Angle triple avec 1 accoudoir.
Rincón triple con 1 brazo.

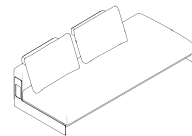


SLERTBI323
323 x 103 H83
127.17" x 40.55" H32.68"
IZQ.
Triple corner with 1 arm.
Angle triple avec 1 accoudoir.
Rincón triple con 1 brazo.

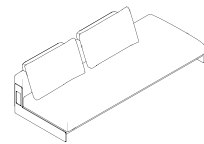
TERMINAL MODULE. MODULE TERMINAL. MÓDULO TERMINAL.



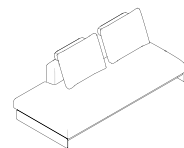
SLEMTD220
220 x 103 H83
86.61" x 40.55" H32.68"
DER.



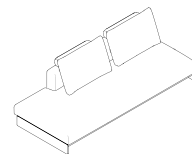
SLEMTD240
240 x 103 H83
94.49" x 40.55" H32.68"
DER.



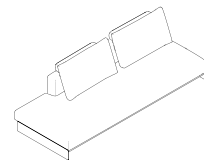
SLEMTD260
260 x 103 H83
102.36" x 40.55" H32.68"
DER.



SLEMTI220
220 x 103 H83
86.61" x 40.55" H32.68"
IZQ.

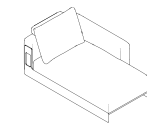


SLEMTI240
240 x 103 H83
94.49" x 40.55" H32.68"
IZQ.

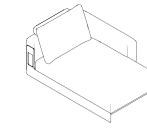


SLEMTI260
260 x 103 H83
102.36" x 40.55" H32.68"
IZQ.

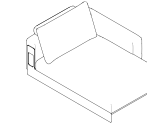
CHAISE LONGUE.



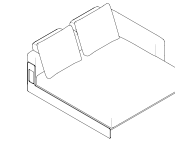
SLECLD100
100 x 163 H83
39.37" x 64.17" H32.68"
DER.



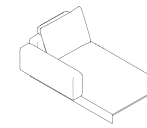
SLECLD110
110 x 163 H83
43.31" x 64.17" H32.68"
DER.



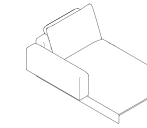
SLECLD120
120 x 163 H83
47.24" x 64.17" H32.68"
DER.



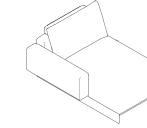
SLECLD160
160 x 163 H83
62.99" x 64.17" H32.68"
DER.



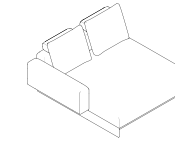
SLECLI100
100 x 163 H83
39.37" x 64.17" H32.68"
IZQ.



SLECLI110
110 x 163 H83
43.31" x 64.17" H32.68"
IZQ.

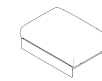


SLECLI120
120 x 163 H83
47.24" x 64.17" H32.68"
IZQ.

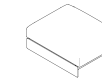


SLECLI160
160 x 163 H83
62.99" x 64.17" H32.68"
IZQ.

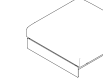
MODULAR OTTOMAN. POUF MODULABLE. OTTOMAN MODULAR.



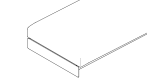
SLEP60
60 x 103 H41
23.62" x 40.55" H16.14"



SLEP80
80 x 103 H41
31.50" x 40.55" H16.14"



SLEP103
103 x 103 H41
40.55" x 40.55" H16.14"

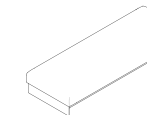


SLEP160
160 x 103 H41
62.99" x 40.55" H16.14"

OTTOMAN. POUF. OTTOMAN.

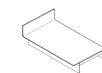


SLEP120X84
120 x 84 H41
47.24" x 33.07" H16.14"

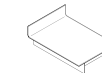


SLEP220X84
220 x 84 H41
86.61" x 33.07" H16.14"

TABLE. MESA.



SLEBAN40
40 x 96 H35
15.75" x 37.80" H13.78"



SLEBAN70
70 x 96 H35
27.56" x 37.80" H13.78"

MARBLE TRAY. PLATEAU EN MARBRE. BANDEJA DE MÁRMOL.



SLEMML
35 x 39 H2
13.78" x 15.35" H0.79"



SLEMR
27 x 63 H2
10.63" x 24.80" H0.79"

ETHOS.

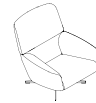
AXIS.

ARMCHAIR. FAUTEUIL. BUTACA.



ETHB86RAGP
86 x 95 H99
33.86" x 37.4" H38.98"

Flat metal base rotating with auto-return. High back.
Base métallique avec socle plat pivotante avec retour automatique. Dossier haut.
Base metálica plana giratoria con retorno. Respaldo alto.



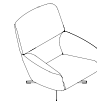
ETHB86RAGC
86 x 95 H99
33.86" x 37.4" H38.98"

Cross-shaped metal base rotating with auto-return. High back.
Base métallique en croix, pivotante avec retour automatique. Dossier haut.
Base metálica en cruz fija giratoria con retorno. Respaldo alto.



ETHB86RAFP
86 x 95 H99
33.86" x 37.4" H38.98"

Flat metal base, fixed. High back.
Base métallique avec socle plat, fixe. Dossier haut.
Base metálica plana fija. Respaldo alto.



ETHB86RAFC
86 x 95 H99
33.86" x 37.4" H38.98"

Cross-shaped metal base, fixed. High back.
Base métallique en croix, fixe. Dossier haut.
Base metálica en cruz fija. Respaldo alto.



ETHB86RBGP
86 x 90 H78
33.86" x 35.43" H30.71"

Flat metal base rotating with auto-return. Low back.
Base métallique avec socle plat pivotante et retour automatique. Dossier bas.
Base metálica plana giratoria con retorno. Respaldo bajo.



ETHB86RBGC
86 x 90 H78
33.86" x 35.43" H30.71"

Cross-shaped metal base rotating with auto-return. Low back.
Base métallique en croix, pivotante avec retour automatique. Dossier bas.
Base metálica en cruz fija giratoria con retorno. Respaldo bajo.



ETHB86RBFP
86 x 90 H78
33.86" x 35.43" H30.71"

Flat metal base, fixed. Low back.
Base métallique avec socle plat, fixe. Dossier bas.
Base metálica plana fija. Respaldo bajo.



ETHB86RBFC
86 x 90 H78
33.86" x 35.43" H30.71"

Cross-shaped metal base, fixed. Low back.
Base métallique en croix, fixe. Dossier bas.
Base metálica en cruz fija. Respaldo bajo.

OTTOMAN. POUF. OTTOMAN.



ETHP65GP
65 x 50 H41
25.59" x 19.69" H16.14"

Flat metal base rotating with auto-return.
Base métallique avec socle plat pivotante et retour automatique.
Base metálica plana giratoria con retorno.



ETHP65GC
65 x 50 H41
25.59" x 19.69" H16.14"

Cross-shaped metal base rotating with auto-return.
Base métallique en croix, pivotante avec retour automatique.
Base metálica en cruz fija giratoria con retorno.



ETHP65FP
65 x 50 H41
25.59" x 19.69" H16.14"

Flat metal base, fixed.
Base métallique avec socle plat, fixe.
Base metálica plana fija.



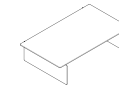
ETHP65FC
65 x 50 H41
25.59" x 19.69" H16.14"

Cross-shaped metal base, fixed.
Base métallique en croix, fixe.
Base metálica en cruz fija.

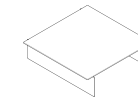
COFFEE TABLE. TABLE BASSE. MESA BAJA.



AXICRT74X35
75 x 30 H33
29.13" x 13.78" H12.99"



AXICRT130X75
130 x 75 H33
51.18" x 29.53" H12.99"



AXICRT120X120
120 x 120 H33
47.24" x 47.24" H12.99"

HOME COLLECTION.

SINGULAR.



Sledd by Mario Ruiz



Serene by Mario Ruiz



Serene by Mario Ruiz



Senso by Mario Ruiz



Deck by Mario Ruiz



Daily by Mario Ruiz



Grey by Mario Ruiz



Ethos by Mario Ruiz



Ethos by Mario Ruiz



Serene by Mario Ruiz



Serene chair by Mario Ruiz



Serene chair by Mario Ruiz



Senso by Mario Ruiz



Deck by Mario Ruiz



Grey by Mario Ruiz



Senso by Mario Ruiz



Senso by Mario Ruiz



Senso by Mario Ruiz



Serene by Mario Ruiz



Serene by Mario Ruiz

SINGULAR.



Axis side table by Mario Ruiz



Axis rectangular coffee table by Mario Ruiz



Axis square coffee table by Mario Ruiz



Serene desk by Mario Ruiz



Serene furniture by Mario Ruiz

COZY.



Silence by Mario Ruiz



Time by Mario Ruiz



Time by Mario Ruiz



Silence by Mario Ruiz



Silence by Mario Ruiz



Silence by Mario Ruiz



Silence by Mario Ruiz

NEW CLASSIC.



Magnus by Mario Ruiz



Magnus by Mario Ruiz



Venice by Mario Ruiz



Venice by Mario Ruiz



Magnus by Mario Ruiz



Magnus by Mario Ruiz



Venice by Mario Ruiz



Venice by Mario Ruiz



Venice sofa bed by Mario Ruiz



Venice by Mario Ruiz



Venice by Mario Ruiz



Venice by Mario Ruiz

ESSENTIAL.



Pulse by Mario Ruiz



Park



June



Code



Bouvier by Dario Gagliardini



Hat by Dario Gagliardini



Ivy by Mario Ruiz



Ivy by Mario Ruiz



Ivy by Mario Ruiz



Pulse by Mario Ruiz



Pulse by Mario Ruiz



Ivy sofa bed by Mario Ruiz



Suma H 40cm by Mario Ruiz.



Suma H 40cm by Mario Ruiz.



Mika tray by Mario Ruiz



Depart H 39cm by Mario Ruiz.



Depart H 46cm by Mario Ruiz



Pulse furniture by Mario Ruiz



Tab round and square coffee tables
H 46,5 cm by Mario Ruiz



Tab rectangular coffee tables
H 46,5 cm by Mario Ruiz



Tab occasional tables H 55,6 cm
by Mario Ruiz



Tab task tables H 55,6 cm by Mario Ruiz



Tab task table H 50,8 cm by Mario Ruiz



Tab work tables H 66,1 cm by Mario Ruiz



Sacha side table by Mario Ruiz



Sacha rectangular coffee tables
by Mario Ruiz



Sacha square coffee table by Mario Ruiz



Sacha SQ side table by Mario Ruiz



Sacha SQ rectangular coffee table
by Mario Ruiz



Sacha SQ square coffee table
by Mario Ruiz



Mika bedside table by Mario Ruiz

CONTRACT COLLECTION.

SYSTEMS. SYSTÈMES. SISTEMAS MODULARES.



Daily Contract System by Mario Ruiz



Deck Contract System by Mario Ruiz



Depart System by Mario Ruiz



Summ System by Mario Ruiz




Depart Power Modules by Mario Ruiz

SOFAS. CANAPÉS. SOFÁS.



Daily Contract by Mario Ruiz



Deck Contract by Mario Ruiz




Summ by Mario Ruiz



Depart by Mario Ruiz




Depart Screen by Mario Ruiz



Grey Contract by Mario Ruiz



Serene Screen by Mario Ruiz



Venice Contract by Mario Ruiz

ARMCHAIRS. FAUTEUILS. BUTACAS.



Bouvier by Dario Gagliardini



Deck by Mario Ruiz



Deck Contract by Mario Ruiz



Depart by Mario Ruiz



Grey by Mario Ruiz



Grey Contract by Mario Ruiz



Hat by Dario Gagliardini



Magnus by Mario Ruiz



Senso by Mario Ruiz



Serene by Mario Ruiz



Serene Screen by Mario Ruiz



Serene chair by Mario Ruiz



Serene chair by Mario Ruiz



Time by Mario Ruiz



Venice by Mario Ruiz



Venice Contract by Mario Ruiz



Venice Contract by Mario Ruiz

OTTOMANS & BENCHES. POUFS ET BANQUETTES. OTTOMANS Y BANCOS.



Suma H 40cm by Mario Ruiz



Suma H 40cm by Mario Ruiz



Mika tray by Mario Ruiz



Depart H 39cm by Mario Ruiz



Depart H 46cm by Mario Ruiz

FURNITURE. MEUBLES. MUEBLES.



Serene desk by Mario Ruiz



Serene furniture by Mario Ruiz



Pulse furniture by Mario Ruiz

TABLES. MESAS.



Axis side table by Mario Ruiz



Axis rectangular coffee table by Mario Ruiz



Axis square coffee table by Mario Ruiz



Tab round and square coffee tables H 46,5 cm by Mario Ruiz



Tab rectangular coffee tables H 46,5 cm by Mario Ruiz



Tab occasional tables H 55,6 cm by Mario Ruiz



Tab task tables H 55,6 cm by Mario Ruiz



Tab task table H 50,8 cm by Mario Ruiz



Tab work tables H 66,1 cm by Mario Ruiz



Sacha side table by Mario Ruiz



Sacha rectangular coffee tables
by Mario Ruiz



Sacha square coffee table by Mario Ruiz



Sacha SQ side table by Mario Ruiz



Sacha SQ rectangular coffee table
by Mario Ruiz



Sacha SQ square coffee table
by Mario Ruiz



Mika bedside table by Mario Ruiz

Creative Direction
Mario Ruiz

Concept, Art Direction & Graphic Design
Studio Ainhoa Nagore

Photography
Ángel Segura

Set Design
PerezOchando

Special thanks to
DomésticoShop
Casamitjana

Photo Location
Casa Gomis, La Ricarda. Barcelona

Printing
Ce.Ge

Joquer Tapicerías S.A. reserves the right to change, without previous notice, materials, covers, finishes and drawings of the products presented in this catalogue. The textures and colours of materials and finishes are indicative as they are depending on the tolerances of the printing process.

Joquer Tapicerías, S.A. se réserve le droit de modifier sans préavis, les matériaux, tissus, finitions et dessins des produits représentés dans ce catalogue. Les textures et les couleurs des matériaux et des finitions sont présentés à titre indicatif et les teintes peuvent varier en fonction des techniques d'impression utilisées.

Joquer Tapicerías S.A. se reserva el derecho de modificar, sin previo aviso, materiales, tejidos, acabados y dibujos de los productos representados en este catálogo. Las texturas y colores de los materiales y acabados son indicativos dependiendo de las variaciones del proceso de impresión.

