

TYOLOGY | WALL LAMP

NAME | ECLIPSE
REF. | 9700.40

DIMENSIONS

Diameter: 40cm

WEIGHT

Net Weight: 3,5kg Gross Weight: 6kg

LAMPS


Number: 3 Type: 40W max | G9

PACKING





Dimension: 51x51x29 cm



METAL FINISHING



Lacquered \\ Shine or mat \\ All RAL colours available

-  - Products manufactured according the European norm of security EN 60 598-1.
-  - Products adjusted for instalation in surfaces normally inflammable.
-  - Products of class II. The electric isolation is double or reinforced.
-  - Products with the possibility of instalation of low-energy consumption bulbs.