


Colección Gatsby / Gatsby Collection
 Instrucciones para montaje / Assembling instructions



x 2



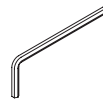
Ø300mm
x 2



M6 x 10
x 16



M6 x 35
x 8

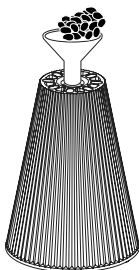


Llave Allen Nº 4
Nº 4 Allen Key

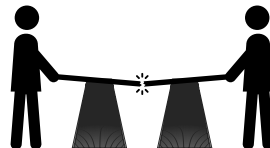
! Como contrapeso, rellene la mesa con arena de sílice o grava.
 As a counterweight, fill the table with silica sand or gravel stone.



Código / Reference	Peso recomendado Recommended weight
54440/54441/54442/54443	20 kg
54444/54445/54446/54447	40 kg
54448/54449/54450/54451	40 kg
54452/54453/54456/54457	60 kg
54464/54465/54468/54469	60 kg
54460/54461/54462/54463	80 kg
54454/54458/54466/54470	>80 kg
54455/54459/54467/54471	>80 kg

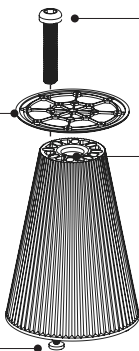


! Evite transportar la mesa.
 Monte la mesa en la ubicación deseada.
 Please avoid transporting this table.
 Assemble this table in any desired place



Atornille el soporte fijo a la mesa.
 Fix the fixed bracket on the table.

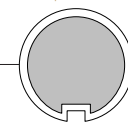
Soporte Fijo
 Fixed Bracket



! M6 x 35 mm

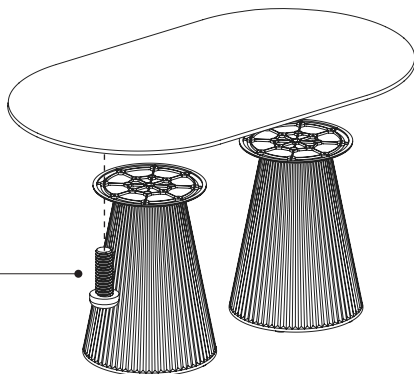
! Posición para el soporte
 Fixed Bracket position

Pata de Nivelación
 Leveling leg piece



Base
 Base

Atornille el tablero a la mesa
 Fix the table top



! M6 x 10 mm