



# CATALOGUE

COMPLETE COLLECTION

2023

UPDATED ON 16/06/2023





# INDEX

<b>FURNITURE</b>	<b>4</b>	<b>UPHOLSTERY</b>	<b>280</b>
CONSOLES	6	ARMCHAIRS	282
SIDE TABLES	27	SOFAS	316
COFFEE TABLES	57	BENCHES	369
PEDESTAL TABLES	80	STOOLS	383
SIDEBOARDS	89	CHAIRS	395
CUPBOARDS	109	DINING & DESK CHAIRS	406
TV UNITS	120	BAR STOOLS	431
DINING TABLES	125	CHAISE LONGUE	436
CABINETS	142		
BOOKCASES	161	<b>LIGHTING</b>	<b>439</b>
DESKS	174	TABLE LAMPS	441
BEDS & HEADBOARDS	189	FLOOR LAMPS	477
BEDSIDE TABLES	210	CEILING LAMPS	491
CHEST OF DRAWERS	229	WALL LAMPS	518
TALLBOYS	241	PENDANT ORNAMENTS	545
DRESSERS	251		
COUNTERS	260	<b>ACCESSORIES</b>	<b>553</b>
VANITY UNITS	263	MIRRORS	555
CLOSETS	276	HOMEDECOR	587
		HANDLES	602
		<b>OUTDOOR</b>	<b>606</b>



THE COLLECTION







# FURNITURE

2023 CATALOGUE

[BACK TO INDEX](#)



THE COLLECTION

AN  
ARTISANAL  
EYE FOR  
DETAIL  
*Perfectionists*





FURNITURE  
CONSOLES


2023 CATALOGUE

[BACK TO INDEX](#)



# NEW YORK

CONSOLE



FFU090001AAG

## MATERIALS

Top Wood Veneer VN0056 High Gloss Close Pore  
Structure Wood Veneer VN0028 Satin Open Pore

---

## DIMENSIONS

1200x370x780 mm

47 1/4"x14 5/8"x30 3/4"

---

[BACK TO INDEX](#)

PAG > 7



# CHICAGO

CONSOLE



FFU090003AAA

## MATERIALS

Box, Drawers Front & Structure Lacquered Wood LQ0003 High Gloss  
Back Inlay Bronze Mirror GM0006

Handles FHD010005AAL (x2): 85x30x45 mm  
Polished Stainless Steel MT0008 & Black MOP ST0065

---

## DIMENSIONS

1400x400x800 mm

55 1/8" x 15 3/4" x 31 1/2"



# AMAVI

CONSOLE



FFU090009ACT

## MATERIALS

Top Leather LT0109

Structure Polished Stainless Steel MT0008

---

## DIMENSIONS

1500x350x800 mm

59"x13 ¾"x31 ½"

---

[BACK TO INDEX](#)

PAG > 9



# SEOUL

CONSOLE



FFU090016AAG

## MATERIALS

Top Inlay Bronze Mirror GM0006  
Main Wood Veneer VN0081 High Gloss Close Pore  
Details Polished Stainless Steel MT0008



## DIMENSIONS

1500x350x800 mm

59"x13 ¾"x31 ½"



# BOLOGNA

CONSOLE



FFU090017AAA

## MATERIALS

Top Inlay Black Glass GM0047  
Structure Wood Veneer VN0093 High Gloss Close Pore  
Base Inlay Stone ST0005  
Details Brushed Brass MT0001

---

## DIMENSIONS

1500x490x840 mm

59"x19 ¼"x33 ⅛"

---

[BACK TO INDEX](#)

PAG > 11



# RICHMOND

CONSOLE



FFU090018AAO

## MATERIALS

Top Centre Inlay Stone ST0005  
Top Wood Veneer VN0093 High Gloss Close Pore  
Structure Solid Wood SW0007 Satin Open Pore  
Details Brushed Brass MT0028

---

## DIMENSIONS

1400x500x800 mm

55 1/8" x 19 3/4" x 31 1/2"

---

[BACK TO INDEX](#)

PAG > 12



# RIO

CONSOLE



FFU090019ADF

## MATERIALS

Top Inlay Stone ST0005  
Top Wood Veneer VN0128 High Gloss Close Pore  
Structure Brushed Brass MT0028  
Details Wood Veneer VN0028 Satin Open Pore



## DIMENSIONS

1330x430x850 mm

52  $\frac{3}{8}$ "x16  $\frac{7}{8}$ "x33  $\frac{1}{2}$ "

[BACK TO INDEX](#)

PAG > 13



# DEVILLE

CONSOLE



FFU090011AAM

## MATERIALS

Box Lacquered Wood LQ0010 High Gloss  
Structure & Details Brushed Brass MT0028  
Top & Drawers Front Inlay Leather LT0061  
Drawers Internal Box Suede SU0123

Handles FHD010021AAL (x3): 36x25x50 mm  
Brushed Brass MT0028

---

## DIMENSIONS


1400x450x800 mm

55 1/8" x 17 3/4" x 31 1/2"



# GARDNER

CONSOLE



FFU090010AAN

## MATERIALS

Box Lacquered Wood LQ0010 High Gloss  
Structure & Details Brushed Brass MT0028  
Drawers Front Inlay Leather LT0061  
Drawers Internal Box Suede SU0123

---

## DIMENSIONS

1400x400x900 mm

55 1/8" x 15 3/4" x 35 3/8"

---

[BACK TO INDEX](#)

PAG > 15



# BRISBANE

CONSOLE



FFU090015ABK

## MATERIALS

Box Wood Veneer VN0052 Satin Open Pore  
Structure Brushed Brass MT0001  
Drawers Front Inlay Leather LT0109  
Drawers Internal Box Suede SU0124  
Back Inlay Bronze Mirror GM0006

Handles FHD010021AAB (x2): 36x25x50 mm  
Brushed Brass MT0001

---

## DIMENSIONS

1400x400x800 mm

55 1/8" x 15 3/4" x 31 1/2"

---

[BACK TO INDEX](#)

PAG > 16



# BALI

CONSOLE



FFU090014ABF

## MATERIALS

Top & Box Wood Veneer VN0169 High Gloss Close Pore  
Structure Solid Wood SW0007 Satin Open Pore  
Drawer Front Inlay Leather LT0060  
Drawer Internal Box Suede SU0121  
Details Brushed Brass MT0028

Handle FHD010021AAL (x1):36x25x50 mm  
Brushed Brass MT0028

---

## DIMENSIONS

1500x400x780 mm

59"x15 3/4"x30 3/4"

---


[BACK TO INDEX](#)

PAG > 17



# TRIBUTO

CONSOLE



FFU090012AAA

## MATERIALS

Top Wood Veneer VN0038 High Gloss Close Pore  
Structure Lacquered Wood LQ0005 High Gloss  
Details Polished Stainless Steel MT0008

---

## DIMENSIONS

1500x500x800 mm

59"x19 ¾"x31 ½"

---

[BACK TO INDEX](#)

PAG > 18



# CLICQUOT

CONSOLE



FFU090013AAX

## MATERIALS

Top, Box & Drawers Front Leather LT0271  
Structure Lacquered Wood LQ0003 High Gloss  
Details Brushed Brass MT0001  
Drawers Internal Box Suede SU0123

Handles FHD010020ABO (3x): 160x23x26mm  
Brushed Brass MT0001 & Leather LT0271

---

## DIMENSIONS

1400x400x800 mm

55 1/8" x 15 3/4" x 31 1/2"

---


[BACK TO INDEX](#)

PAG > 19



# JOHANNESBURG

CONSOLE



FFU090006AAR

## MATERIALS

Top Wood Veneer VN0128 High Gloss Close Pore  
Structure Brushed Brass MT0001

---

## DIMENSIONS

1200x400x800 mm

47 ¼"x15 ¾"x31 ½"

---

[BACK TO INDEX](#)

PAG > 20



# DIAMOND

CONSOLE



FFU090007AAA

## MATERIALS

Top Stone ST0001

Structure Brushed Brass MT0001

---

## DIMENSIONS

1200x400x780 mm

47 1/4" x 15 3/4" x 30 3/4"

---

[BACK TO INDEX](#)

PAG > 21



# OKAYAMA

CONSOLE



FFU090020AAU

## MATERIALS

Top Stone ST0089  
Structure Detail Wood Veneer VN0028 Satin Open Pore  
Structure & Shelf Wood Veneer VN0169 High Gloss Close Pore  
Base Solid Wood SW0007 Satin Open Pore  
Details Brushed Brass MT0028

## DIMENSIONS

1340x450x850 mm

52 3/4" x 17 3/4" x 33 1/2"

[BACK TO INDEX](#)

PAG > 22



# GINZA

CONSOLE



FFU090021AAA

## MATERIALS

Top & Structure Wood Veneer VN0056 High Gloss Close Pore  
Bottom Top Wood Veneer VN0028 Satin Open Pore  
Bottom Top Sides & Base Solid Wood SW0007 Satin Open Pore  
Details Brushed Brass MT0028

---

## DIMENSIONS

1500x400x850 mm

59"x15 ¾"x33 ½"

---

[BACK TO INDEX](#)

PAG > 23



# SONOMA

CONSOLE



FFU090022AAA

## MATERIALS

Top & Bottom Wood Veneer VN0169 High Gloss Close Pore  
Structure Solid Wood SW0007 Satin Open Pore  
Sides Wood Veneer VN0093 High Gloss Close Pore  
Base Wood Veneer VN0028 Satin Open Pore  
Details Brushed Brass MT0028

---

## DIMENSIONS

1300x400x850 mm

51 1/8" x 15 3/4" x 33 1/2"

---

[BACK TO INDEX](#)

PAG > 24



# MELBOURNE

CONSOLE



FFU090023AAA

## MATERIALS

Top Inlay Stone ST0019  
Top Wood Veneer VN0056 High Gloss Close Pore  
Structure Solid Wood SW0007 Satin Open Pore  
Details Brushed Brass MT0028

---

## DIMENSIONS

1300x400x850 mm

51 1/8" x 15 3/4" x 33 1/2"

---

[BACK TO INDEX](#)

PAG > 25



# OTSU

NEW  
Product

CONSOLE



FFU090024AAA

#### MATERIALS

Top Stone ST0019  
Shelf, Structure & Base Wood Veneer VN0028 Satin Open Pore  
Body Solid Wood SW0009 Satin Open Pore  
Details Brushed Brass MT0028

---

#### DIMENSIONS

1400x400x850 mm

55 1/8" x 15 3/4" x 33 1/2"





FURNITURE

# SIDE TABLES

2023 CATALOGUE

[BACK TO INDEX](#)



# BENIM

SIDE TABLE



FFU260005AAG

## MATERIALS

Top & Bottom Wood Veneer VN0056 High Gloss Close Pore  
Structure Brushed Brass MT0028

---

## DIMENSIONS

480x480x550 mm

18 7/8"x18 7/8"x21 5/8"

---

[BACK TO INDEX](#)

PAG > 28



# HO CHI MINH

SIDE TABLE



FFU260001ABB

## MATERIALS

Top & Bottom Wood Veneer VN0128 High Gloss Close Pore  
Structure Brushed Brass MT0028

---

## DIMENSIONS

450x450x550 mm

17 3/4" x 17 3/4" x 21 5/8"

---

[BACK TO INDEX](#)

PAG > 29



# BENIM II

SIDE TABLE



FFU260012AAO

## MATERIALS

Main Lacquered Wood LQ0003 High Gloss

Details Brushed Brass MT0028

---

## DIMENSIONS

480x480x550 mm

18 7/8"x18 7/8"x21 5/8"

---

[BACK TO INDEX](#)

PAG > 30

# DURBAN IV

SIDE TABLE



FFU260013AAU

## MATERIALS

Top Lacquered Wood LQ0003 High Gloss

Details Brushed Brass MT0028

---

## DIMENSIONS

600x600x550 mm

23 5/8" x 23 5/8" x 21 5/8"

---

[BACK TO INDEX](#)

PAG > 31





# BARI

SIDE TABLE



FFU260019AAA

## MATERIALS

Main Wood Veneer VN0050 High Gloss Close Pore

Top Inlay Bronze Mirror GM0006

Details Brushed Brass MT0001

---

## DIMENSIONS

560x560x550 mm

22"x22"x21 5/8"

---

[BACK TO INDEX](#)

PAG > 32

# LIVORNO

SIDE TABLE



FFU260018AAA

## MATERIALS

Top & Bottom Wood Veneer VN0050 High Gloss Close Pore

Sides Leather LT0108

Details Brushed Brass MT0001

---

## DIMENSIONS

550x550x550 mm

21 5/8" x 21 5/8" x 21 5/8"



# EUGENE

SIDE TABLE



FFU260020AAY

## MATERIALS

Top Inlay Black Glass GM0047

Top & Structure Wood Veneer VN0028 Satin Open Pore

Details Brushed Brass MT0028

---

## DIMENSIONS

550x550x510 mm

21 5/8" x 21 5/8" x 20 1/8"

---

[BACK TO INDEX](#)

PAG > 34

# BRIGHTON

SIDE TABLE



BIG - FFU260021AAA  
SMALL - FFU260022AAA

## MATERIALS

FFU260021 (BIG):  
Top Stone ST0005, Details Brushed Brass MT0001  
Structure Wood Veneer VN0028 Satin Open Pore  
Bottom Tray Lacquered Wood LQ0005 High Gloss

FFU260022 (SMALL):  
Top Black Glass GM0047, Details Brushed Brass MT0001  
Structure Wood Veneer VN0028 Satin Open Pore  
Bottom Tray Lacquered Wood LQ0005 High Gloss

---

## DIMENSIONS

420x420x565 mm

420x420x525 mm


16 ½"x16 ½"x22 ¼"

16 ½"x16 ½"x20 ⅝"



# PRAGUE

SIDE TABLE



FFU260025AAA

## MATERIALS

Top Inlay Stone ST0005

Top Detail Wood Veneer VN0028 Satin Open Pore

Structure Brushed Brass MT0028

---

## DIMENSIONS

500x500x550 mm

19 3/4"x19 3/4"x21 5/8"

---

[BACK TO INDEX](#)

PAG > 36



# ARENDAL

SIDE TABLE



BIG - FFU260027AAA  
SMALL - FFU260026AAA

## MATERIALS

FFU260027 (BIG):  
Structure Brushed Brass MT0028  
Top Detail Wood Veneer VN0028 Satin Open Pore  
Top Inlay Stone ST0005, Base Centre Detail Stone ST0056

FFU260026 (SMALL):  
Structure Brushed Brass MT0028  
Top Detail Wood Veneer VN0028 Satin Open Pore  
Top Inlay Stone ST0056, Base Centre Detail Stone ST0005

---

## DIMENSIONS

520x500x500 mm

370x350x440 mm

20 1/2"x19 3/4"x19 3/4"

14 5/8"x13 3/4"x17 3/8"

---

[BACK TO INDEX](#)

PAG > 37



# DURBAN I

SIDE TABLE



FFU260007AAJ

## MATERIALS

Top & Structure Lacquered Wood LQ0002 High Gloss

Top Inlay Bronze Mirror GM0006

---

## DIMENSIONS

600x600x550 mm

23 5/8" x 23 5/8" x 21 5/8"

---

[BACK TO INDEX](#)

PAG > 38

# NAGOYA

SIDE TABLE



FFU260023ABL

## MATERIALS

Main Wood Veneer VN0081 High Gloss Close Pore  
Details Brushed Brass MT0001

---

## DIMENSIONS

550x550x530 mm

21 5/8" x 21 5/8" x 20 7/8"

---

[BACK TO INDEX](#)

PAG > 39



# CABOCHON

SIDE TABLE



FFU260014AAH

## MATERIALS

Tops Stone ST0001

Structure Brushed Brass MT0028

---

## DIMENSIONS

600x550x570 mm

23 5/8" x 21 5/8" x 22 1/2"



---

[BACK TO INDEX](#)

PAG > 40

# CLEEF

SIDE TABLE



FFU260015AAJ

## MATERIALS

Main Leather LT0061

Details Brushed Brass MT0028

---

## DIMENSIONS

600x330x550 mm

23 5/8" x 13" x 21 5/8"

---


[BACK TO INDEX](#)

PAG > 41



# PERTH

SIDE TABLE



FFU260017AAP

## MATERIALS

Top, Bottom & Structure Inlay Leather LT0060  
Structure & Details Brushed Brass MT0028

---

## DIMENSIONS

500x500x550 mm

19 3/4"x19 3/4"x21 5/8"

---

[BACK TO INDEX](#)

PAG > 42

# GROUS

SIDE TABLE



FFU260016ACL

## MATERIALS

Large Top Section Lacquered Wood LQ0021 High Gloss

Small Top Section Leather LT0271

Structure Brushed Brass MT0001

---

## DIMENSIONS

450x285x545 mm

17 ¾"x11 ¼"x21 ½"



# SEATTLE

SIDE TABLE



BIG - FFU260028AAA  
SMALL - FFU260030AAA

## MATERIALS

FFU260028AAA (BIG):  
Top & Base Wood Veneer VN0056 High Gloss Close Pore in Sunburst Pattern, Structure Detail Stone ST0019, Structure, Details & Knurl Brushed Brass MT0028

FFU260030AAA (SMALL):  
Top Wood Veneer VN0056 High Gloss Close Pore in Sunburst Pattern, Structure & Knurl Brushed Brass MT0028, Base Stone ST0019

---

## DIMENSIONS

450x450x520 mm

350x350x430 mm

17 ¾"x17 ¾"x20 ½"

13 ¾"x13 ¾"x16 ⅞"

# TARTU

SIDE TABLE



BIG - FFU260029AAE  
SMALL - FFU260029AAB

## MATERIALS

Top Stone ST0019  
Bottom Top Detail Lacquered Wood LQ0003 High Gloss  
Structure Brushed Brass MT0028

---

## DIMENSIONS

550x550x550 mm

400x400x450 mm

21 5/8"x21 5/8"x21 5/8"

15 3/4"x15 3/4"x17 3/4"

---

[BACK TO INDEX](#)

PAG > 45



# BERLIN

SIDE TABLE



BIG - FFU260031AAQ  
SMALL - FFU260032AAR

## MATERIALS

Top Stone ST0019  
Structure Wood Veneer VN0056 High Gloss Close Pore  
Bottom Top, Base & Details Wood Veneer VN0028 Satin Open Pore  
Details Brushed Brass MT0028

---

## DIMENSIONS

450x450x520 mm

350x350x455 mm

17 3/4"x17 3/4"x20 1/2"

13 3/4"x13 3/4"x17 7/8"

# ÁVILA

SIDE TABLE



FFU260035AAA

## MATERIALS

Top Wood Veneer VN0056 High Gloss Close Pore in Reverse Diamond Pattern

Middle Top Detail Lacquered Wood LQ0106 High Gloss

Bottom Top & Base Wood Veneer VN0028 Satin Open Pore

Structure Wood Veneer VN0056 High Gloss Close Pore

Details Brushed Brass MT0028

Base Stone ST0019

---

## DIMENSIONS

400x400x510 mm

15 ¾"x15 ¾"x20 ⅛"

---

[BACK TO INDEX](#)

PAG > 47



# NAGANO

SIDE TABLE



FFU260033AAA

## MATERIALS

Top Solid Wood SW0009 Satin Open Pore  
Top Inlay Stone ST0019  
Structure Brushed Brass MT0028  
Base Wood Veneer VN0162 Satin Open Pore  
Base Top Detail Solid Wood SW0007 Satin Open Pore  
Base Bottom Detail Wood Veneer VN0028 Satin Open Pore

---

## DIMENSIONS

500x500x510 mm

19 3/4"x19 3/4"x20 1/8"

---

[BACK TO INDEX](#)

PAG > 48



# CADIZ

SIDE TABLE



BIG - FFU260034AAS

SMALL - FFU260036AAD

## MATERIALS

FFU260034AAS (BIG):

Top Stone ST0019, Structure Detail Leather LT0271, Structure & Base Wood Veneer VN0052 High Gloss Close Pore, Details Brushed Brass MT0028

FFU260036AAD (SMALL):

Top Wood Veneer VN0052 High Gloss Close Pore in Sunburst Pattern, Structure Detail Leather LT0271, Structure & Base Wood Veneer VN0052 High Gloss Close Pore, Base Stone ST0019, Details Brushed Brass MT0028

---

## DIMENSIONS

450x450x550 mm

350x350x450 mm

17 3/4"x17 3/4"x21 5/8"

13 3/4"x13 3/4"x17 3/4"



# HAMPTONS

SIDE TABLE



BIG - FFU260037AAE  
SMALL - FFU260038AAE

## MATERIALS

Top Inlay Bronze Mirror GM0006  
Top & Body Lacquered Wood LQ0002 High Gloss  
Bottom Top & Body Top Wood Veneer VN0028 Satin Open Pore  
Structure & Base Wood Veneer VN0056 High Gloss Close Pore  
Details Brushed Brass MT0028

---

## DIMENSIONS

450x450x500 mm

350x350x425 mm

17 3/4"x17 3/4"x19 3/4"

13 3/4"x13 3/4"x16 3/4"

---

[BACK TO INDEX](#)

PAG > 50



# CEUTA

SIDE TABLE



BIG - FFU260039AAA  
SMALL - FFU260040AAA

## MATERIALS

Top Stone ST0019  
Bottom Top Wood Veneer VN0028 Satin Open Pore  
Structure Wood Veneer VN0162 Satin Open Pore  
Base Solid Wood SW0007 Satin Open Pore  
Details Brushed Brass MT0028

## DIMENSIONS

460x410x520 mm

290x290x430 mm

18 1/8"x16 1/8"x20 1/2"

11 3/8"x11 3/8"x16 7/8"

[BACK TO INDEX](#)

PAG > 51



# ANTWERP NEW *Product*

SIDE TABLE



BIG - FFU260041AAB  
SMALL - FFU260042AAB

## MATERIALS

FFU260041AAB (BIG):

Top Stone ST0019, Bottom Top, Base & Body Top Wood Veneer VN0028 Satin Open Pore, Structure Solid Wood SW0007 Satin Open Pore, Body Top & Bottom, Detail Wood Veneer VN0128 High Gloss Close Pore, Body Lacquered Wood LQ0009 High Gloss, Details Brushed Brass MT0028

FFU260042AAB (SMALL):

Top Stone ST0019, Bottom Top, Base & Body Top Wood Veneer VN0028 Satin Open Pore, Structure Solid Wood SW0007 Satin Open Pore, Body Lacquered Wood LQ0009 High Gloss, Details Brushed Brass MT0028

## DIMENSIONS

460x460x520 mm

380x380x460 mm

18 1/8"x18 1/8"x20 1/2"

15"x15"x18 1/8"



# KEY WEST NEW *Product*

SIDE TABLE



FFU260043AAA

## MATERIALS

Top Stone ST0056  
Bottom Top & Base Detail Wood Veneer VN0028 Satin Open Pore  
Structure Wood Veneer VN0056 High Gloss Close Pore  
Details Brushed Brass MT0028

---

## DIMENSIONS

500x500x500 mm

19 3/4"x19 3/4"x19 3/4"

---

[BACK TO INDEX](#)

PAG > 53



# HAVANA NEW *Product*

SIDE TABLE



BIG - FFU260044AAA  
SMALL - FFU260045AAA

## MATERIALS

FFU260044AAA (BIG):  
Top Stone ST0019, Body Lacquered Wood LQ0009 High Gloss,  
Structure Solid Wood SW0007 Satin Open Pore, Base Wood Veneer  
VN0028 Satin Open Pore, Details & Knurl Brushed Brass MT0028

FFU260045AAA (SMALL):  
Top Bronze Mirror GM0006, Body Lacquered Wood LQ0009 High  
Gloss, Structure Solid Wood SW0007 Satin Open Pore, Base Wood  
Veneer VN0028 Satin Open Pore, Details & Knurl Brushed Brass  
MT0028

## DIMENSIONS

350x350x550 mm

400x400x450 mm

13 ¾"x13 ¾"x21 ⅝"

15 ¾"x15 ¾"x17 ¾"



# CALGARY

NEW  
Product

SIDE TABLE



BIG - FFU260046AAA  
SMALL - FFU260047AAA

## MATERIALS

FFU260046AAA (BIG):  
Top Inlay Stone ST0019, Top & Base Detail Wood Veneer VN0028 Satin Open Pore, Top, Structure & Base Wood Veneer VN0169 High Gloss Close Pore, Structure Bottom Detail Leather LT0285, Details Brushed Brass MT0028

FFU260047AAA (SMALL):  
Top Inlay Bronze Mirror GM0006, Top & Base Detail Wood Veneer VN0028 Satin Open Pore, Top, Structure & Base Wood Veneer VN0169 High Gloss Close Pore, Structure Bottom Detail Leather LT0285, Details Brushed Brass MT0028

## DIMENSIONS

450x450x500 mm

350x350x430 mm

17 3/4"x17 3/4"x19 3/4"

13 3/4"x13 3/4"x16 7/8"



# OLYMPIA NEW *Product*

SIDE TABLE



BIG - FFU260048AAA  
SMALL - FFU260049AAA

## MATERIALS

Top Inlay Stone ST0019  
Top & Base Wood Veneer VN0172 Satin Open Pore  
Structure Lacquered Wood LQ0009 High Gloss  
Body Solid Wood SW0020 Satin Open Pore  
Bottom Base Wood Veneer VN0028 Satin Open Pore  
Details Brushed Brass MT0028

## DIMENSIONS

450x450x500 mm

350x350x430 mm

17 3/4" x 17 3/4" x 19 3/4"

13 3/4" x 13 3/4" x 16 7/8"





FURNITURE

# COFFEE TABLES

2023 CATALOGUE

[BACK TO INDEX](#)



# MEMPHIS

COFFEE TABLE



BIG - FFU080015AAA  
SMALL - FFU080016AAA

## MATERIALS

FFU080015 (BIG):  
Top Centre Inlay Black Glass GM0047, Top Wood Veneer VN0050 High Gloss Close Pore, Structure Wood Veneer VN0028 Satin Open Pore, Bottom Tray Lacquered Wood LQ0005 High Gloss, Details Brushed Brass MT0001

FFU080016 (SMALL):  
Top Inlay Stone ST0005, Structure Wood Veneer VN0028 Satin Open Pore, Bottom Tray Lacquered Wood LQ0005 High Gloss, Details Brushed Brass MT0001

---

## DIMENSIONS

900x900x390 mm

450x450x425 mm

35 <sup>3</sup>/<sub>8</sub>"x35 <sup>3</sup>/<sub>8</sub>"x15 <sup>3</sup>/<sub>8</sub>"

17 <sup>3</sup>/<sub>4</sub>"x17 <sup>3</sup>/<sub>4</sub>"x16 <sup>3</sup>/<sub>4</sub>"



# SOUL

COFFEE TABLE



FFU080010ABF

## MATERIALS

Top Inlay Stone ST0019  
Bottom Inlay Bronze Mirror GM0006  
Structure Brushed Brass MT0028

---

## DIMENSIONS

1230x1230x400 mm

48  $\frac{3}{8}$ "x48  $\frac{3}{8}$ "x15  $\frac{3}{4}$ "

---

[BACK TO INDEX](#)

PAG > 59



# LIVORNO

COFFEE TABLE



FFU080017AAA

## MATERIALS

Top & Bottom Wood Veneer VN0052 High Gloss Close Pore  
Sides Wood Veneer VN0093 High Gloss Close Pore  
Details Brushed Brass MT0028

---

## DIMENSIONS

1200x1200x400 mm

47 1/4" x 47 1/4" x 15 3/4"

---

[BACK TO INDEX](#)

PAG > 60



# JOHANNESBURG

COFFEE TABLE



FFU080002AAJ

## MATERIALS

Top Wood Veneer VN0050 High Gloss Close Pore  
Structure Brushed Brass MT0028

---

## DIMENSIONS

1500x700x400 mm

59"x27 1/2"x15 3/4"

# HAMBURG M

COFFEE TABLE



FFU080014AAA

## MATERIALS

Structure Lacquered Wood LQ0005 High Gloss  
Top Inlay Wood Veneer VN0050 High Gloss Close Pore  
Bottom Inlay Bronze Mirror GM0006  
Details Brushed Brass MT0001

---

## DIMENSIONS

600x600x410 mm

23 5/8" x 23 5/8" x 16 1/8"

---



[BACK TO INDEX](#)

PAG > 62



# BAROSSA

COFFEE TABLE



FFU080011ABF

## MATERIALS

Top Wood Veneer VN0169 Satin Open Pore  
Structure Brushed Brass MT0028

---

## DIMENSIONS

1200x1200x400 mm

47 1/4"x47 1/4"x15 3/4"


---

[BACK TO INDEX](#)

PAG > 63

# BRISBANE

COFFEE TABLE



FFU080012ABO

## MATERIALS

Top Wood Veneer VN0050 High Gloss Close Pore  
Structure Brushed Brass MT0028

---

## DIMENSIONS

1200x1200x400 mm

47 1/4"x47 1/4"x15 3/4"

---


[BACK TO INDEX](#)

PAG > 64



# SALDANHA

COFFEE TABLE



FFU080006AAA

## MATERIALS

Main Lacquered Wood LQ0002 High Gloss  
Tray Inlay Bronze Mirror GM0006

---

## DIMENSIONS

1500x850x400 mm

59"x33 1/2"x15 3/4"

---

[BACK TO INDEX](#)

PAG > 65

# GRANADA

COFFEE TABLE



FFU080013AAN

## MATERIALS

Box Bronze Mirror GM0006

Details Brushed Brass MT0028

Base Lacquered Wood LQ0005 High Gloss

---

## DIMENSIONS

800x800x550 mm

31 ½"x31 ½"x21 ⅝"

---

[BACK TO INDEX](#)

PAG > 66



# ATLANTA

COFFEE TABLE



FFU080019AAR

## MATERIALS

Top Wood Veneer VN0169 High Gloss Close Pore  
Sides Wood Veneer VN0093 High Gloss Close Pore  
Top Inlay Stone ST0005  
Details Brushed Brass MT0028

---

## DIMENSIONS

1200x1200x410 mm

47 1/4"x47 1/4"x16 1/8"

---

[BACK TO INDEX](#)

PAG > 67

# AARHUS

COFFEE TABLE



FFU080020AAA

## MATERIALS

Main Wood Veneer VN0028 Satin Open Pore  
Upper Top Inlay Stone ST0019  
Lower Top Inlay Bronze Mirror GM0006  
Structure & Details Brushed Brass MT0028

---

## DIMENSIONS

1300x1000x405 mm

51 1/8" x 39 3/8" x 16"

---

[BACK TO INDEX](#)

PAG > 68



# MAINE

COFFEE TABLE





TABLE - FFU080021AAA  
STOOL - FUP240009AAA

## MATERIALS

Main Wood Veneer VN0056 High Gloss Close Pore  
Centre Detail Wood Veneer VN0028 Satin Open Pore  
Seat Fabric FB2282  
Details Brushed Brass MT0028

(Not Sold Separately)

---

## DIMENSIONS

1100x1100x410 mm

980x980x280 mm

43 1/4"x43 1/4"x16 1/8"

38 5/8"x38 5/8"x11"

# RECIFE

COFFEE TABLE



TABLE - FFU080022AAA  
STOOL - FUP240010AAA

## MATERIALS

Top Wood Veneer VN0056 High Gloss Close Pore  
Seat Fabric FB2277  
Sides Velvet VL0280  
Structure Brushed Brass MT0028

(Not Sold Separately)

---

## DIMENSIONS

1098x570x400 mm

1020x1020x340 mm

43 ¼"x22 ½"x15 ¾"

40 ⅛"x40 ⅛"x13 ⅜"

---

[BACK TO INDEX](#)

PAG > 70



# TARTU

COFFEE TABLE



FFU080023AAA

## MATERIALS

Top Stone ST0019  
Bottom Top Detail Lacquered Wood LQ0003 Satin  
Structure Brushed Brass MT0028

---

## DIMENSIONS

1200x1200x400 mm

47 1/4" x 47 1/4" x 15 3/4"

---

[BACK TO INDEX](#)

PAG > 71

# PRAGUE

COFFEE TABLE



FFU080018AAD

## MATERIALS

Top Inlay Stone ST0019

Top Wood Veneer VN0028 Satin Open Pore

Structure Brushed Brass MT0028

---

## DIMENSIONS

1200x1200x400 mm

47 1/4"x47 1/4"x15 3/4"

---

[BACK TO INDEX](#)

PAG > 72



# HAMBURG L

COFFEE TABLE



FFU080030AAC

## MATERIALS

Structure Solid Wood SW0007 Satin Open Pore  
Top & Base Wood Veneer VN0028 Satin Open Pore  
Top Inlay Wood Veneer VN0056 High Gloss Close Pore  
Bottom Inlay Bronze Mirror GM0006  
Base & Details Brushed Brass MT0028

---

## DIMENSIONS

1500x1500x410 mm

59"x59"x16 1/8"

---

[BACK TO INDEX](#)

PAG > 73

# SEATTLE

COFFEE TABLE



FFU080027AAA

## MATERIALS

Small Top Wood Veneer VN0056 High Gloss in Sunburst Pattern  
Big & Medium Tops Wood Veneer VN0056 High Gloss Close Pore  
Big Top Inlay Bronze Mirror GM0006  
Small Base Stone ST0019  
Medium Base Wood Veneer VN0056 High Gloss in Sunburst Pattern  
Big Base Wood Veneer VN0056 High Gloss Close Pore  
Structure, Knurl & Details Brushed Brass MT0028

(Not Sold Separately)

---

## DIMENSIONS

1320x1185x400 mm

52"x46 5/8"x15 3/4"



# CEUTA

COFFEE TABLE



FFU080028AAA

## MATERIALS

Top Stone ST0019  
Bottom Top Wood Veneer VN0028 Satin Open Pore  
Structure Wood Veneer VN0162 Satin Open Pore  
Base Solid Wood SW0007 Satin Open Pore  
Details Brushed Brass MT0028

---

## DIMENSIONS

1200x740x400 mm

47 ¼"x29 ⅛"x15 ¾"

---

[BACK TO INDEX](#)

PAG > 75

# ANTWERP

COFFEE TABLE



FFU080029AAA

## MATERIALS

Top Stone ST0019  
Bottom Top & Base Wood Veneer VN0162 Satin Open Pore  
Structure Painted Iron MT0020  
Base Detail Brushed Brass MT0028

(Not Sold Separately)

---

## DIMENSIONS

1350x1350x395 mm

53 1/8" x 53 1/8" x 15 1/2"

---

[BACK TO INDEX](#)

PAG > 76



# CADIZ

COFFEE TABLE



BIG - FFU080031AAE

SMALL - FFU080033AAE

## MATERIALS

FFU080031AAE (BIG):

Top Wood Veneer VN0052 High Gloss Close Pore in Sunburst Pattern, Structure Detail Leather LT0271, Structure & Base Wood Veneer VN0052 High Gloss Close Pore, Base Stone ST0019, Details Brushed Brass MT0028

FFU080033AAE (SMALL):

Top Stone ST0019, Structure Detail Leather LT0271, Structure & Base Wood Veneer VN0052 High Gloss Close Pore, Details Brushed Brass MT0028

---

## DIMENSIONS

900x900x400 mm

450x450x350 mm

35 <sup>3</sup>/<sub>8</sub>"x35 <sup>3</sup>/<sub>8</sub>"x15 <sup>3</sup>/<sub>4</sub>"

17 <sup>3</sup>/<sub>4</sub>"x17 <sup>3</sup>/<sub>4</sub>"x13 <sup>3</sup>/<sub>4</sub>"



# PAROS

COFFEE TABLE



BIG - FFU080034AAG  
SMALL - FFU080035AAF

## MATERIALS

FFU080034AAG (BIG):  
Top & Base Wood Veneer VN0056 High Gloss Close Pore, Top Inlay  
Bronze Mirror GM0006, Structure Painted Iron MT0020, Details  
Brushed Brass MT0028

FFU080035AAF (SMALL):  
Top Stone ST0019, Bottom Top & Base Wood Veneer VN0056 High  
Gloss Close Pore, Structure Painted Iron MT0020, Details Brushed  
Brass MT0028

## DIMENSIONS

900x900x400 mm

600x600x335 mm

35 <sup>3</sup>/<sub>8</sub>"x35 <sup>3</sup>/<sub>8</sub>"x15 <sup>3</sup>/<sub>4</sub>"

23 <sup>5</sup>/<sub>8</sub>"x23 <sup>5</sup>/<sub>8</sub>"x13 <sup>1</sup>/<sub>4</sub>"



# CHARLESTON NEW *Product*

COFFEE TABLE



FFU080036AAA

## MATERIALS

Top Detail Stone ST0019  
Top Wood Veneer VN0169 High Gloss Close Pore with Geometric Pattern  
Structure Solid Wood SW0007 Satin Open Pore  
Details Brushed Brass MT0028

---

966x876x410 mm

38"x34 1/2"x16 1/8"

---

[BACK TO INDEX](#)

PAG > 79



FURNITURE

# PEDESTAL TABLES

[2023 PRICE LIST](#)

[BACK TO INDEX](#)



# TREVISO

PEDESTAL TABLE



FFU670002AAA

## MATERIALS

Top & Structure Detail Wood Veneer VN0115 High Gloss Close Pore  
Bottom Top & Structure Wood Veneer VN0028 Satin Open Pore  
Details Brushed Brass MT0028

---

## DIMENSIONS

1100x1100x760 mm

43 ¼"x43 ¼"x29 ⅞"

---

[BACK TO INDEX](#)

PAG > 81

# SENDAI

PEDESTAL TABLE



FFU670003AAA

## MATERIALS

Top & Sides Wood Veneer VN0052 High Gloss Close Pore  
Bottom Inlay Stone ST0005  
Base Wood Veneer VN0028 Satin Open Pore  
Details Brushed Brass MT0028

---

## DIMENSIONS

1100x1100x760 mm

43 1/4"x43 1/4"x29 7/8"

---

[BACK TO INDEX](#)

PAG > 82



# RAIPUR

PEDESTAL TABLE



FFU670004AAB

## MATERIALS

Top & Base Wood Veneer VN0169 High Gloss Close Pore  
Top Detail Wood Veneer VN0028 Satin Open Pore  
Structure Lacquered Wood LQ0005 High Gloss  
Top Inlay Stone ST0005  
Details Brushed Brass MT0028

## DIMENSIONS

1100x1100x760 mm

43 1/4"x43 1/4"x29 7/8"

[BACK TO INDEX](#)

PAG > 83



# PINOT II

PEDESTAL TABLE



FFU670005AAA

## MATERIALS

Top Stone ST0005

Base Lacquered Wood LQ0005 High Gloss

Details Brushed Brass MT0001

---

## DIMENSIONS

1100x1100x760 mm

43 1/4"x43 1/4"x29 7/8"

---

[BACK TO INDEX](#)

PAG > 84



# BERGAMO

PEDESTAL TABLE



FFU670006AAA

## MATERIALS

Top Inlay Stone ST0019

Structure Lacquered Wood LQ0038 High Gloss

Details Polished Stainless Steel MT0008

---

## DIMENSIONS

900x900x755 mm

35 <sup>3</sup>/<sub>8</sub>"x35 <sup>3</sup>/<sub>8</sub>"x29 <sup>3</sup>/<sub>4</sub>"

---

[BACK TO INDEX](#)

PAG > 85

# CADIZ

PEDESTAL TABLE



FFU670007AAB

## MATERIALS

Top Wood Veneer VN0052 High Gloss Close Pore in Sunburst Pattern  
Bottom Top Detail Wood Veneer VN0028 Satin Open Pore  
Structure Detail Leather LT0271  
Structure & Base Wood Veneer VN0052 High Gloss Close Pore  
Base Stone ST0019  
Details Brushed Brass MT0028

## DIMENSIONS

1100x1100x760 mm

43 1/4"x43 1/4"x29 7/8"

[BACK TO INDEX](#)

PAG > 86



# HAMPTONS

PEDESTAL TABLE



FFU670010AAB

## MATERIALS

Top Inlay Stone ST0089  
Top & Body Lacquered Wood LQ0002 High Gloss  
Bottom Top & Body Top Wood Veneer VN0028 Satin Open Pore  
Structure Solid Wood SW0011 High Gloss Close Pore  
Base Wood Veneer VN0056 High Gloss Close Pore  
Details Brushed Brass MT0028

---

## DIMENSIONS

1100x1100x760 mm

43 1/4"x43 1/4"x29 7/8"

---

[BACK TO INDEX](#)

PAG > 87



# PASADENA NEW *Product*

PEDESTAL TABLE



FFU670011AAA

## MATERIALS

Top Bronze Mirror GM0006  
Top Detail Solid Wood SW0007 Satin Open Pore  
Structure Lacquered Wood LQ0002 High Gloss  
Body Wood Veneer VN0162 Satin Open Pore  
Bottom Top & Base Wood Veneer VN0028 Satin Open Pore  
Details Brushed Brass MT0028

## DIMENSIONS

1100x1100x760 mm  
43 1/4"x43 1/4"x29 7/8"

[BACK TO INDEX](#)

PAG > 88





FURNITURE  
SIDEBOARDS

2023 CATALOGUE

[BACK TO INDEX](#)



# SIENA

SIDEBOARD



FFU280011ACL

## MATERIALS

Box Wood Veneer VN0169 High Gloss Close Pore, Doors & Drawers  
Front Wood Veneer VN0169 High Gloss Close Pore in Chevron  
Pattern, Top Wood Veneer VN0028 Satin Open Pore, Drawers Internal  
Box Wood Veneer VN0169 High Gloss Close Pore, Base Solid Wood  
SW0007 Satin Open Pore, Details Brushed Brass MT0028

Handles FHD010023AAB (x4): 15x30x600 mm

Brushed Brass MT0028

Handles FHD010028AAB (x4): 35x30x115 mm

Brushed Brass MT0028



## DIMENSIONS


2200x500x900 mm

86 5/8" x 19 3/4" x 35 3/8"



# BILBAO

SIDEBOARD



FFU280012AAA

## MATERIALS

Box, Doors & Structure Wood Veneer VN0050 High Gloss Close Pore  
Details Brushed Brass MT0001

Handles FHD010025AAA (x2): 200x200x15 mm  
Brushed Brass MT0001

---

## DIMENSIONS

2200x500x900 mm

86 5/8" x 19 3/4" x 35 3/8"

---

[BACK TO INDEX](#)

PAG > 91



# CAPRICE

SIDEBOARD



FFU280008AAC

## MATERIALS

Box & Base Lacquered Wood LQ0002 High Gloss

Doors Front Inlay Leather LT0060

Structure & Details Brushed Brass MT0028

---

## DIMENSIONS

1700x500x900 mm

66 7/8" x 19 3/4" x 35 3/8"

---

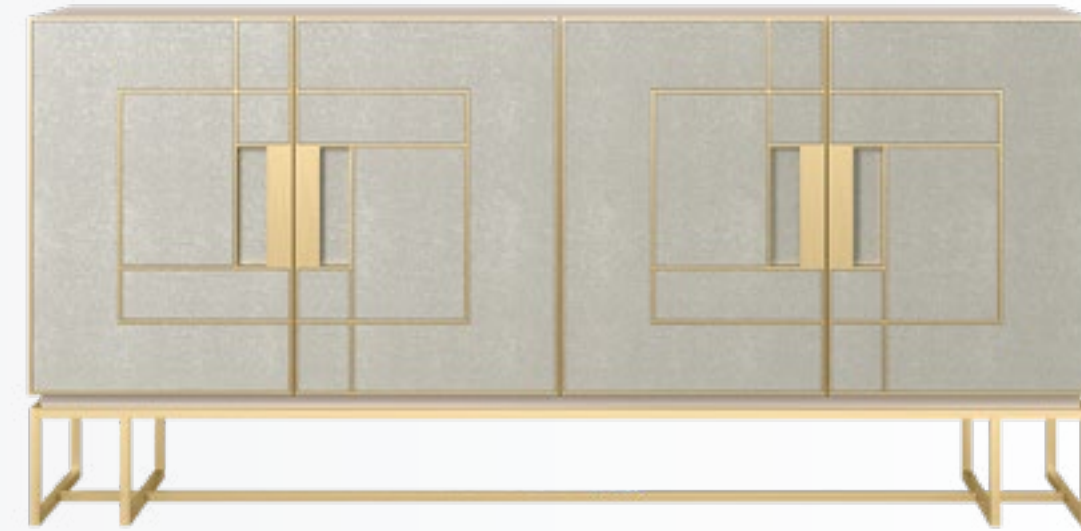
[BACK TO INDEX](#)

PAG > 92



# PIÉMONT


SIDEBOARD



FFU280009AAT

## MATERIALS

Box Lacquered Wood LQ0002 High Gloss  
Doors Front Inlay Leather LT0060  
Structure & Details Brushed Brass MT0001



## DIMENSIONS

1780x500x855 mm

70 1/8" x 19 3/4" x 33 5/8"



# ASCOT

SIDEBOARD



FFU280007AAA

## MATERIALS

Box Lacquered Wood LQ0002 High Gloss

Doors Front Inlay Leather LT0060

Structure & Details Brushed Brass MT0001



---

## DIMENSIONS

1700x500x900 mm

66 7/8" x 19 3/4" x 35 3/8"



# SIRMIONE

SIDEBOARD



FFU280014AAA

## MATERIALS

Box & Doors Front Wood Veneer VN0056 High Gloss Close Pore

Details Brushed Brass MT0028

Structure Solid Wood SW0007 Satin Open Pore



---

## DIMENSIONS

2400x500x900 mm

94 1/2" x 19 3/4" x 35 3/8"

---

[BACK TO INDEX](#)

PAG > 95



# NAJA II

SIDEBOARD



FFU280018AAB

## MATERIALS

Box, Doors & Drawers Lacquered Wood LQ0002 High Gloss  
Structure & Details Brushed Brass MT0001  
Doors Front Inlay Leather LT0046  
Drawers Internal Box Suede SU0122

Handles FHD010015AAA (x4): 120x25x45 mm  
Brushed Brass MT0001

---

## DIMENSIONS

1780x500x855 mm

70 1/8" x 19 3/4" x 33 5/8"



# NAJA

SIDEBOARD



FFU280004AAA

## MATERIALS

Box & Doors Lacquered Wood LQ0002 High Gloss  
Structure & Details Brushed Brass MT0001  
Doors Front Inlay Leather LT0046

Handles FHD010026AAA (x2): 180x25x160 mm  
Brushed Brass MT0001



---

## DIMENSIONS

1780x500x855 mm

70 1/8" x 19 3/4" x 33 5/8"



# VERONA

SIDEBOARD



FFU280013AAA

## MATERIALS

Main Wood Veneer VN0056 High Gloss Close Pore

Doors Front Inlay Bronze Mirror GM0006

Details Brushed Brass MT0001



## DIMENSIONS

1900x500x900 mm

74 3/4" x 19 3/4" x 35 3/8"

[BACK TO INDEX](#)

PAG > 98



# SEVILLE

SIDEBOARD



FFU280015AAA

## MATERIALS

Main Wood Veneer VN0056 High Gloss Close Pore

Details Polished Stainless Steel MT0008

Doors Centre Inlay White MOP ST0066



## DIMENSIONS

2200x500x900 mm

86 5/8" x 19 3/4" x 35 3/8"



# DIDOT

SIDEBOARD



FFU280010AAA

## MATERIALS

Box & Base Lacquered Wood LQ0002 High Gloss

Doors Front Inlay Leather LT0060

Structure & Details Brushed Brass MT0001

---

## DIMENSIONS

1700x500x900 mm

66 7/8" x 19 3/4" x 35 3/8"

---

[BACK TO INDEX](#)

PAG > 100



# OTTAWA

SIDEBOARD



FFU280017AAZ

## MATERIALS

Top, Box & Doors Front Wood Veneer VN0128 High Gloss Close Pore  
Structure & Details Brushed Brass MT0028

---

## DIMENSIONS

2040x500x850 mm

80 1/4"x19 3/4"x33 1/2"



# SANTORINI

SIDEBOARD



FFU280019AAA

## MATERIALS

Top & Base Wood Veneer VN0028 Satin Open Pore  
Box Wood Veneer VN0052 High Gloss Close Pore  
Doors Wood Veneer VN0052 High Gloss in Chevron Pattern  
Details Brushed Brass MT0028  
Structure Solid Wood SW0007 Satin Open Pore

Handles FHD010037AAA (x2): 15x38x350 mm  
Brushed Brass MT0028 & Solid Wood SW0007 Satin Open Pore

## DIMENSIONS

2220x520x900 mm

87 <sup>3</sup>/<sub>8</sub>"x20 <sup>1</sup>/<sub>2</sub>"x35 <sup>3</sup>/<sub>8</sub>"



# MYKONOS

SIDEBOARD



FFU280021AAK

## MATERIALS

Box Wood Veneer VN0162 Satin Open Pore  
Detail Wood Veneer VN0028 Satin Open Pore  
Doors Front Inlay Leather LT0299  
Structure Solid Wood SW0007 Satin Open Pore  
Details Brushed Brass MT0028

Handles FHD010038AAA (x2): 20x40x340 mm  
Solid Wood SW0007 Satin Open Pore & Knurl Brushed Brass MT0028



## DIMENSIONS

2200x500x850 mm

86 5/8" x 19 3/4" x 33 1/2"

[BACK TO INDEX](#)

PAG > 103



# SALAMANCA

SIDEBOARD



FFU280020AAA

## MATERIALS

Top Stone ST0054  
Bottom Top & Base Wood Veneer VN0028 Satin Open Pore  
Box & Doors Front Wood Veneer VN0056 High Gloss Close Pore  
Details Brushed Brass MT0028

Handles FHD010039AAA (x2): 15x38x570 mm  
Solid Wood SW0007 Satin Open Pore & Brushed Brass MT0028

---

## DIMENSIONS

1700x500x900 mm

66 7/8" x 19 3/4" x 35 3/8"



# TAIPEI

SIDEBOARD



FFU280024AAA

## MATERIALS

Top, Doors Centre Inlay & Base Wood Veneer VN0028 Satin Open Pore  
Box, Doors & Interior Shelves Wood Veneer VN0162 Satin Open Pore  
Doors Front Detail Solid Wood SW0009 Satin Open Pore  
Box Middle Front Detail, Shelves Front Detail & Structure Solid Wood  
SW0007 Satin Open Pore  
Details Brushed Brass MT0028

---

## DIMENSIONS

2210x500x900 mm

87"x19 3/4"x35 3/8"

---

[BACK TO INDEX](#)

PAG > 105



# MUMBAI

SIDEBOARD



FFU280023AAA

## MATERIALS

Top, Box, Doors & Drawers Front Wood Veneer VN0169 High Gloss Close Pore  
Bottom Top, Base & Middle Detail Wood Veneer VN0028 Satin Open Pore  
Structure Solid Wood SW0007 Satin Open Pore  
Details Brushed Brass MT0028

## DIMENSIONS

2200x500x900 mm

86 5/8" x 19 3/4" x 35 3/8"


[BACK TO INDEX](#)

PAG > 106



# CREMONA NEW *Product*

SIDEBOARD



FFU280025AAA

## MATERIALS

Top, Box & Side Doors Wood Veneer VN0172 Satin Open Pore  
Drawers & Central Doors Front Solid Wood SW0020 Satin Open Pore  
Structure Solid Wood SW0007 Satin Open Pore  
Details Brushed Brass MT0028

Drawer Grid FAC170001AAA (2x): 393x365x50 mm  
Suede SU0121  
Drawer Grid FAC170001AAB: 400x365x50 mm  
Suede SU0121

## DIMENSIONS

2200x500x900 mm

86 5/8" x 19 3/4" x 35 3/8"

[BACK TO INDEX](#)

PAG > 107



# BUENOS AIRES NEW *Product*

SIDEBOARD



FFU280026AAA

## MATERIALS

Top, Box, Bottom Shelf & Base Wood Veneer VN0162 Satin Open Pore  
Details Wood Veneer VN0028 Satin Open Pore  
Sides Leather LT0060  
Doors Solid Wood SW0009 Satin Open Pore  
Handle & Details Brushed Brass MT0028  
Handle Detail Solid Wood SW0007 Satin Open Pore



## DIMENSIONS

2000x500x945 mm

78 <sup>3</sup>/<sub>4</sub>"x19 <sup>3</sup>/<sub>4</sub>"x37 <sup>1</sup>/<sub>4</sub>"

[BACK TO INDEX](#)

PAG > 108





FURNITURE  
CUPBOARDS


[2023 PRICE LIST](#)

[BACK TO INDEX](#)



# SYROS

CUPBOARD



FFU430002AAJ

## MATERIALS

Structure Wood Veneer VN0028 Satin Open Pore  
Box & Doors Front Wood Veneer VN0169 High Gloss Close Pore  
Details & Handles Brushed Brass MT0028

---

## DIMENSIONS

1200x500x900 mm

47 1/4" x 19 3/4" x 35 3/8"



# VERONA

CUPBOARD



FFU430001AAA

## MATERIALS

Main Wood Veneer VN0056 High Gloss Close Pore

Doors Front Inlay Bronze Mirror GM0006

Details Brushed Brass MT0001

---

## DIMENSIONS

1200x500x900 mm

47 1/4"x19 3/4"x35 3/8"

---

[BACK TO INDEX](#)

PAG > 111



# MEISSEN

CUPBOARD



FFU430004AAG

## MATERIALS

Box Wood Veneer VN0169 High Gloss Close Pore  
Doors Front Wood Veneer VN0169 High Gloss Close Pore in Chevron Pattern  
Top, Base & Box Interior Wood Veneer VN0028 Satin Open Pore  
Structure Solid Wood SW0007 Satin Open Pore  
Details & Caps Brushed Brass MT0028

Handles FHD010031AAA (x2): 550x40x20 mm  
Solid Wood SW0007 Satin Open Pore & Brushed Brass MT0028



## DIMENSIONS

1200x500x900 mm

47 1/4" x 19 3/4" x 35 3/8"



# BILBAO

CUPBOARD



FFU430005AAK

## MATERIALS

Top Wood Veneer VN0028 Satin Open Pore  
Base Solid Wood SW0007 Satin Open Pore  
Box & Door Wood Veneer VN0128 High Gloss Close Pore  
Details Brushed Brass MT0028

Handles FHD010025AAG (x1): 200x200x15 mm  
Brushed Brass MT0028

## DIMENSIONS

1200x500x900 mm

47 1/4" x 19 3/4" x 35 3/8"

[BACK TO INDEX](#)

PAG > 113



# ASCOT

CUPBOARD



FFU430006AAB

## MATERIALS

Box Wood Veneer VN0162 Satin Open Pore  
Base Solid Wood SW0009 Satin Open Pore  
Doors Front Inlay Leather LT0271  
Structure & Details Brushed Brass MT0028

---

## DIMENSIONS

1200x500x900 mm

47 1/4" x 19 3/4" x 35 3/8"

---

[BACK TO INDEX](#)

PAG > 114



# DIDOT

CUPBOARD



FFU430007AAC

## MATERIALS

Box & Doors Front Wood Veneer VN0128 High Gloss Close Pore  
Base Lacquered Wood LQ0002 High Gloss  
Structure & Details Brushed Brass MT0028

## DIMENSIONS

1200x500x900 mm

47 1/4" x 19 3/4" x 35 3/8"



# SIENA

CUPBOARD



FFU430003AAE

## MATERIALS

Top Wood Veneer VN0028 Satin Open Pore  
Base Solid Wood SW0007 Satin Open Pore  
Box & Doors Front Wood Veneer VN0115 High Gloss Close Pore  
Details Brushed Brass MT0028

Handles FHD010023AAB (x2): 15x30x600 mm  
Brushed Brass MT0028

---

## DIMENSIONS

1200x500x900 mm

47 1/4" x 19 3/4" x 35 3/8"

---

[BACK TO INDEX](#)

PAG > 116



# SIRMIONE

CUPBOARD



FFU430008AAB

## MATERIALS

Box & Doors Front Wood Veneer VN0162 Satin Open Pore

Details Brushed Brass MT0028

Structure Solid Wood SW0007 Satin Open Pore

## DIMENSIONS

1200x500x900 mm

47 1/4"x19 3/4"x35 3/8"



# SEVILLE

CUPBOARD



FFU430009AAB

## MATERIALS

Top & Box Wood Veneer VN0169 High Gloss Close Pore  
Base Solid Wood SW0009 Satin Open Pore  
Details Brushed Brass MT0028  
Doors Centre Inlay White MOP ST0066



## DIMENSIONS

1200x500x900 mm

47 1/4" x 19 3/4" x 35 3/8"

[BACK TO INDEX](#)

PAG > 118



# TUSCANY

NEW  
Product

CUPBOARD



FFU430010AAA

## MATERIALS

Top Stone ST0089  
Box & Doors Wood Veneer VN0162 Satin Open Pore  
Doors Detail Solid Wood SW0009 Satin Open Pore  
Structure Detail Solid Wood SW0007 Satin Open Pore  
Base Wood Veneer VN0028 Satin Open Pore  
Details Brushed Brass MT0028

## DIMENSIONS

1300x500x900 mm

51 1/8" x 19 3/4" x 35 3/8"





FURNITURE  
TV UNITS

2023 CATALOGUE

[BACK TO INDEX](#)



# BERGEN

TV UNIT



FFU370005AAA

## MATERIALS

Main Wood Veneer VN0093 High Gloss Close Pore

Top Inlay Bronze Mirror GM0006

Details Brushed Brass MT0028



---

## DIMENSIONS


2500x500x650 mm

98 <sup>3</sup>/<sub>8</sub>"x19 <sup>3</sup>/<sub>4</sub>"x25 <sup>5</sup>/<sub>8</sub>"



# DRESDEN

TV UNIT



FFU370003AAV

## MATERIALS

Main Wood Veneer VN0050 High Gloss Close Pore  
Base Lacquered Wood LQ0005 High Gloss  
Back Inlay Bronze Mirror GM0006  
Details Brushed Brass MT0028

Handle FHD010024AAE (x1): 450x60x30 mm  
Brushed Brass MT0028

---

## DIMENSIONS

2500x560x600mm

98 <sup>3</sup>/<sub>8</sub>"x22"x23 <sup>5</sup>/<sub>8</sub>"



# DEVILLE

TV UNIT



FFU370002AAI

## MATERIALS

Main Lacquered Wood LQ0010 High Gloss  
Top Inlay Leather LT0061  
Drawers Internal Box Suede SU0123  
Details Brushed Brass MT0028

Handles FHD010021AAL (x5): 36x25x50 mm  
Brushed Brass MT0028

---

## DIMENSIONS

2500x500x600 mm

98 <sup>3</sup>/<sub>8</sub>"x19 <sup>3</sup>/<sub>4</sub>"x23 <sup>5</sup>/<sub>8</sub>"

---

[BACK TO INDEX](#)

PAG > 123



# DHAKA

TV UNIT



FFU370009ACG

## MATERIALS

Top, Base & Drawers Front Wood Veneer VN0128 High Gloss Close Pore  
Structure, Interior Box & Drawers Internal Box Wood Veneer VN0028 Satin Open Pore  
Details Brushed Brass MT0028

Handles FHD010021AAL (x2): 36x25x50 mm  
Brushed Brass MT0028



## DIMENSIONS

2200x500x500 mm

86 5/8" x 19 3/4" x 19 3/4"





FURNITURE

# DINING TABLES

2023 CATALOGUE

[BACK TO INDEX](#)



# BRUGES

DINING TABLE



FFU130010AAA

## MATERIALS

Top & Base Wood Veneer VN0056 High Gloss Close Pore

Top Centre Inlay Stone ST0005

Details Brushed Brass MT0028



---

## DIMENSIONS

1600x1600x760 mm

63"x63"x29 7/8"

---

[BACK TO INDEX](#)

PAG > 126



# BREMEN

DINING TABLE



FFU130012AAA

## MATERIALS

Top & Base Wood Veneer VN0094 High Gloss Close Pore  
Top Exterior Detail Solid Wood SW0007 Satin Open Pore  
Details Brushed Brass MT0028

---

## DIMENSIONS

2800x1400x760 mm

110 ¼"x55 ⅞"x29 ⅞"

---

[BACK TO INDEX](#)

PAG > 127



# PINOT II

DINING TABLE



FFU130007ADR

## MATERIALS

Top Stone ST0089

Base Lacquered Wood LQ0002 High Gloss

Details Brushed Brass MT0028

## DIMENSIONS

1600x1600x760 mm

63"x63"x29 7/8"

[BACK TO INDEX](#)

PAG > 128



# AMMAN

DINING TABLE



FFU130008AAJ

## MATERIALS

Top Wood Veneer VN0093 High Gloss Close Pore  
Structure Wood Veneer VN0028 Satin Open Pore  
Details Brushed Brass MT0028

---

## DIMENSIONS

2600x1300x760 mm

102 3/8" x 51 1/8" x 29 7/8"





# TRIBUTO II

DINING TABLE



FFU130009AAA

## MATERIALS

Top Wood Veneer VN0012 High Gloss Close Pore  
Structure Lacquered Wood LQ0005 High Gloss  
Details Brushed Brass MT0001

---

## DIMENSIONS

3000x1200x760 mm

118 1/8" x 47 1/4" x 29 7/8"

---

[BACK TO INDEX](#)

PAG > 130



# QUEENSLAND

DINING TABLE



FFU130003AAA

## MATERIALS

Top Wood Veneer VN0012 High Gloss Close Pore  
Structure Brushed Brass MT0001

---

## DIMENSIONS

2400x1100x760 mm

94 1/2"x43 1/4"x29 7/8"

---


[BACK TO INDEX](#)

PAG > 131



# ARENDAL

DINING TABLE



FFU130011AAC

## MATERIALS

Top Wood Veneer VN0093 High Gloss Close Pore  
Structure Brushed Brass MT0028  
Base Inlay Stone ST0005  
Base Details Wood Veneer VN0028 Satin Open Pore

---

## DIMENSIONS

2800x1200x760 mm

110 ¼"x47 ¼"x29 ⅞"

---

[BACK TO INDEX](#)

PAG > 132



# JOHANNESBURG

DINING TABLE



FFU130001AAH

## MATERIALS

Top Wood Veneer VN0056 High Gloss Close Pore  
Structure Solid Wood SW0007 Satin Open Pore

---

## DIMENSIONS

2000x1000x750 mm

78 <sup>3</sup>/<sub>4</sub>"x39 <sup>3</sup>/<sub>8</sub>"x29 <sup>1</sup>/<sub>2</sub>"

---

[BACK TO INDEX](#)

PAG > 133



# KALMAR

DINING TABLE



FFU130013AAA

## MATERIALS


Top Wood Veneer VN0050 High Gloss Close Pore in Diamond Pattern  
Structure Lacquered Wood LQ0005 High Gloss  
Details Brushed Brass MT0028

---

## DIMENSIONS

2800x1220x760 mm

110 ¼"x48"x29 ⅞"



---

[BACK TO INDEX](#)

PAG > 134



# SENDAI

DINING TABLE



FFU130014AAA

## MATERIALS

Top & Sides Wood Veneer VN0052 High Gloss Close Pore  
Lazy Susan & Bottom Inlay Stone ST0005  
Base Wood Veneer VN0028 Satin Open Pore  
Details Brushed Brass MT0028

---

## DIMENSIONS

1600x1600x785 mm

63"x63"x30 7/8"



---

[BACK TO INDEX](#)

PAG > 135



# RAIPUR

DINING TABLE



FFU130015AAW

## MATERIALS

Top & Base Wood Veneer VN0169 High Gloss Close Pore  
Top Detail Wood Veneer VN0028 Satin Open Pore  
Structure Lacquered Wood LQ0005 High Gloss  
Top Inlay Stone ST0005  
Details Brushed Brass MT0028

---

## DIMENSIONS

1600x1600x760 mm

63"x63"x29 7/8"

---

[BACK TO INDEX](#)

PAG > 136



# NAGANO

DINING TABLE



FFU130016AAA

## MATERIALS

Top & Base Wood Veneer VN0162 Satin Open Pore  
Top Exterior Detail Solid Wood SW0009 Satin Open Pore  
Structure Brushed Brass MT0028  
Base Top Detail Solid Wood SW0007 Satin Open Pore  
Base Bottom Detail Wood Veneer VN0028 Satin Open Pore

## DIMENSIONS

2800x1200x760 mm

110 1/4" x 47 1/4" x 29 7/8"

[BACK TO INDEX](#)

PAG > 137



# TRENTO

DINING TABLE



FFU130017AAA

## MATERIALS

Top Wood Veneer VN0052 High Gloss Close Pore in Reverse Diamond Pattern  
Bottom Top, Interior Structure & Base Wood Veneer VN0028 Satin Open Pore  
Exterior Structure Wood Veneer VN0052 High Gloss Close Pore  
Details Brushed Brass MT0028

---

## DIMENSIONS

2800x1200x760 mm

110 ¼"x47 ¼"x29 ⅞"

---

[BACK TO INDEX](#)

PAG > 138



# TREVISO

DINING TABLE



FFU130019AAA

## MATERIALS

Top Wood Veneer VN0115 High Gloss Close Pore  
Bottom Top & Structure Wood Veneer VN0028 Satin Open Pore  
Structure Detail Wood Veneer VN0115 High Gloss Close Pore  
Details Brushed Brass MT0028

---

## DIMENSIONS

1600x1600x760 mm

63"x63"x29 7/8"

---


[BACK TO INDEX](#)

PAG > 139



# ARENDAL II

DINING TABLE



FFU130020AAC

## MATERIALS

Top Stone ST0019  
Bottom Top & Base Detail Wood Veneer VN0028 Satin Open Pore  
Base Inlay Stone ST0019  
Structure & Details Brushed Brass MT0028

---

## DIMENSIONS

2800x1200x760 mm

110 ¼"x47 ¼"x29 ⅞"

---

[BACK TO INDEX](#)

PAG > 140



# PASADENA NEW *Product*

DINING TABLE



FFU130021AAA

## MATERIALS

Top & Body Wood Veneer VN0128 High Gloss Close Pore  
Top Detail Solid Wood SW0007 Satin Open Pore  
Structure Lacquered Wood LQ0009 High Gloss  
Bottom Top & Base Wood Veneer VN0028 Satin Open Pore  
Details Brushed Brass MT0028

---

## DIMENSIONS

1600x1600x760 mm

63"x63"x29 7/8"

---

[BACK TO INDEX](#)

PAG > 141





FURNITURE  
CABINETS

2023 CATALOGUE

[BACK TO INDEX](#)



# GARDNER

CABINET



FFU040006AAC

## MATERIALS

Box Lacquered Wood LQ0010 High Gloss  
Doors Inlay Leather LT0061  
Drawers Internal Box Suede SU0123  
Interior Back Inlay Clear Mirror GM0002  
Structure Brushed Brass MT0028

---

## DIMENSIONS

1300x450x1600 mm

51 1/8" x 17 3/4" x 63"

---

[BACK TO INDEX](#)

PAG > 143



# PIÉMONT

CABINET



FFU040007AAL

## MATERIALS

Box Lacquered Wood LQ0002 High Gloss  
Interior Back Inlay Clear Mirror GM0002  
Doors & Drawers Front Inlay Leather LT0061  
Drawers Internal Box Suede SU0123  
Structure & Details Brushed Brass MT0001



---

## DIMENSIONS

1300x500x1600 mm

51 1/8" x 19 3/4" x 63"

---

[BACK TO INDEX](#)

PAG > 144



# MICHIGAN

CABINET



FFU040003AAF

## MATERIALS

Box Lacquered Wood LQ0003 High Gloss  
Doors & Drawers Front Inlay Leather LT0270  
Structure Brushed Brass MT0001  
Back Inlay Bronze Mirror GM0006  
Drawers Internal Box Suede SU0123

Handles FHD010002AAA (2x):300x44x10mm  
Brushed Brass MT0001

---

## DIMENSIONS

1300x510x1600 mm

51 1/8" x 20 1/8" x 63"



# BILBAO

CABINET



FFU040010AAA

## MATERIALS

Box & Doors Front Lacquered Wood LQ0009 High Gloss  
Details Brushed Brass MT0028

Handle FHD010025AAH (x1): 300x300x18 mm  
Brushed Brass MT0028

---

## DIMENSIONS

1300x350x1540 mm

51 1/8" x 13 3/4" x 60 5/8"

---

[BACK TO INDEX](#)

PAG > 146



# CASABLANCA

CABINET



FFU320007AAL

## MATERIALS

Box & Structure Wood Veneer VN0169 High Gloss Close Pore  
Doors Front Inlay Wood Veneer VN0169 Satin Open Pore  
Drawer Front Leather LT0319  
Drawer Internal Box Suede SU0123  
Interior Back Inlay Gris Mirror GM0004  
Details Polished Stainless Steel MT0008



---

## DIMENSIONS

1200x500x1700 mm

47 1/4"x19 3/4"x66 7/8"

---

[BACK TO INDEX](#)

PAG > 147



# SEVILLE

CABINET



FFU320008ABG

## MATERIALS

Box & Structure Wood Veneer VN0056 High Gloss Close Pore  
Doors Centre Inlay White MOP ST0066  
Drawer Front Leather LT0319  
Drawer Internal Box Suede SU0123  
Interior Back Inlay Gris Mirror GM0004  
Details Brushed Brass MT0028



## DIMENSIONS

1200x500x1700 mm

47 1/4"x19 3/4"x66 7/8"

[BACK TO INDEX](#)

PAG > 148



# SIRMIONE

CABINET



FFU320010AAA

## MATERIALS

Box Wood Veneer VN0056 High Gloss Close Pore  
Interior Back Inlay Clear Mirror GM0002  
Structure Solid Wood SW0007 Satin Open Pore  
Details Brushed Brass MT0028



---

## DIMENSIONS

1200x500x1700 mm

47 1/4"x19 3/4"x66 7/8"

---

[BACK TO INDEX](#)

PAG > 149



# PIÉMONT


CABINET



FFU320003AAR

## MATERIALS

Box & Structure Lacquered Wood LQ0002 High Gloss  
Doors & Drawer Front Inlay Leather LT0061  
Drawers Internal Box Suede SU0123  
Interior Back Inlay Bronze Mirror GM0006  
Details Brushed Brass MT0001



## DIMENSIONS

1200x500x1700 mm

47 1/4"x19 3/4"x66 7/8"

[BACK TO INDEX](#)

PAG > 150



# ALPINE

CABINET



FFU320002AAU

## MATERIALS

Box & Structure Lacquered Wood LQ0002 High Gloss  
Doors & Drawer Front Inlay Leather LT0060  
Drawer Internal Box Suede SU0123  
Interior Back Inlay Clear Mirror GM0002  
Details Brushed Brass MT0001



## DIMENSIONS

1200x500x1700 mm

47 1/4"x19 3/4"x66 7/8"

[BACK TO INDEX](#)

PAG > 151



# DIDOT

CABINET



FFU320005AAA

## MATERIALS

Box & Structure Lacquered Wood LQ0010 High Gloss  
Doors & Drawers Front Inlay Leather LT0108  
Interior Back Inlay Bronze Mirror GM0006  
Drawer internal Box Suede SU0013  
Details Brushed Brass MT0001



## DIMENSIONS

1200x500x1700 mm

47 1/4" x 19 3/4" x 66 7/8"

[BACK TO INDEX](#)

PAG > 152



# ASCOT

CABINET



FFU320004AAB

## MATERIALS

Box & Structure Lacquered Wood LQ0003 High Gloss  
Doors & Drawer Front Inlay Leather LT0108  
Details Brushed Brass MT0001  
Interior Back Inlay Bronze Mirror GM0006  
Drawer Internal Box Suede SU0013



## DIMENSIONS

1200x500x1700 mm

47 1/4"x19 3/4"x66 7/8"

[BACK TO INDEX](#)

PAG > 153



# SIENA

CABINET



FFU320006AAA

## MATERIALS

Box & Structure Wood Veneer VN0050 High Gloss Close Pore  
Doors Front Wood Veneer VN0050 High Gloss Close Pore in Chevron  
Pattern  
Interior Back Inlay Clear Mirror GM0002  
Details Brushed Brass MT0001

Handles FHD010036AAA (x2): 95x40x410 mm  
Brushed Brass MT0001

## DIMENSIONS

1200x500x1700 mm

47 1/4"x19 3/4"x66 7/8"



# EDINBURGH

CABINET



FFU320009AAF

## MATERIALS

Box Wood Veneer VN0093 High Gloss Close Pore  
Doors Centre Inlay Wood Veneer VN0052 High Gloss Close Pore  
Structure Solid Wood SW0007 Satin Open Pore  
Interior & Drawer Front Wood Veneer VN0052 High Gloss Close Pore  
Interior Back Inlay Bronze Mirror GM0006  
Drawer Internal Box Suede SU0123  
Details Brushed Brass MT0028

## DIMENSIONS

1100x500x1700 mm

43 1/4"x19 3/4"x66 7/8"

[BACK TO INDEX](#)

PAG > 155



# NAJA

CABINET



FFU320001AAC

## MATERIALS

Box Lacquered Wood LQ0009 High Gloss  
Structure & Details Brushed Brass MT0001  
Doors & Drawers Front Inlay Leather LT0049  
Drawers Internal Box Suede SU0122

Handles FHD010026AAA (x2): 180x25x160 mm  
Brushed Brass MT0001



## DIMENSIONS

900x500x1600 mm

35 3/8" x 19 3/4" x 63"

[BACK TO INDEX](#)

PAG > 156



# SANTORINI

CABINET



FFU320012AAG

## MATERIALS

Top & Base Wood Veneer VN0028 Satin Open Pore  
Box Wood Veneer VN0050 High Gloss Close Pore  
Doors Wood Veneer VN0050 High Gloss in Chevron Pattern  
Interior Back Inlay Bronze Mirror GM0006  
Structure Solid Wood SW0007 Satin Open Pore  
Details Brushed Brass MT0028

Handles FHD010037AAA (x2): 15x38x350 mm  
Brushed Brass MT0028 & Solid Wood SW0007 Satin Open Pore

---

## DIMENSIONS


870x470x1500 mm

34 ¼"x18 ½"x59"



# MYKONOS

CABINET



FFU320011AAA

## MATERIALS

Box Wood Veneer VN0162 Satin Open Pore  
Doors Front Inlay Leather LT0299  
Structure Solid Wood SW0007 Satin Open Pore  
Details Brushed Brass MT0028

Handles FHD010038AAA (x2): 20x40x340 mm  
Solid Wood SW0007 Satin Open Pore & Knurl Brushed Brass MT0028

---

## DIMENSIONS

1200x500x1705 mm

47 1/4"x19 3/4"x67 1/8"

---

[BACK TO INDEX](#)

PAG > 158



# SALAMANCA

CABINET



FFU320013AAA

## MATERIALS

Top & Base Wood Veneer VN0028 Satin Open Pore  
Box, Doors Front Interior Back Wood Veneer VN0115 Satin Open Pore  
Structure Solid Wood SW0007 Satin Open Pore  
Details Brushed Brass MT0028

Handles FHD010039AAA (x2): 15x38x350 mm  
Brushed Brass MT0028 & Solid Wood SW0007 Satin Open Pore

---

## DIMENSIONS

1000x500x1600 mm

39 <sup>3</sup>/<sub>8</sub>"x19 <sup>3</sup>/<sub>4</sub>"x63"

---

[BACK TO INDEX](#)

PAG > 159



# TAIPEI

NEW  
Product

CABINET



FFU320015AAA

## MATERIALS

Top, Doors Centre Inlay, Base & Bottom Shelf Wood Veneer VN0028

Satin Open Pore

Box, Doors & Interior Shelves Wood Veneer VN0162 Satin Open Pore

Doors Front Detail Solid Wood SW0009 Satin Open Pore

Box Middle Front Detail, Shelves Front Detail & Structure Solid Wood

SW0007 Satin Open Pore

Interior Back Inlay Bronze Mirror GM0006

Details Brushed Brass MT0028

## DIMENSIONS

1200x500x1700 mm

47 1/4"x19 3/4"x66 7/8"





FURNITURE  
BOOKCASES

2023 CATALOGUE

[BACK TO INDEX](#)



# NARA

BOOKCASE



BOOKCASE S



LEFT - FFU030002AAA  
RIGHT - FFU030003AAA

### MATERIALS

Structure Wood Veneer VN0028 Satin Open Pore  
Back Lacquered Rattan LQ0040 Satin  
Shelves Bronze Mirror GM0006  
Base Stone ST0019  
Details Brushed Brass MT0001



### DIMENSIONS

1040x400x1840 mm

1040x400x1840 mm

41"x15 3/4"x72 1/2"

41"x15 3/4"x72 1/2"



# CASCAIS

BOOKCASE



FFU030017AAA

**MATERIALS**

Main Wood Veneer VN0028 Satin Open Pore  
Structure Brushed Brass MT0028

---

**DIMENSIONS**

2000x400x2000 mm

78 3/4"x15 3/4"x78 3/4"

---

ADD-ON  
PRODUCT

**SALDANHA  
MODULE**





# NAPIER

BOOKCASE



FFU030001AAZ

## MATERIALS

Main Wood Veneer VN0028 Satin Open Pore  
Box & Shelves Lacquered Wood LQ0003 High Gloss  
Doors Inlay Leather LT0060  
Details Brushed Brass MT0001



## DIMENSIONS

1800x500x1800 mm

70 7/8" x 19 3/4" x 70 7/8"

[BACK TO INDEX](#)

PAG > 164



# LUGANO

BOOKCASE



LEFT - FFU030018AAA  
RIGHT - FFU030019AAA

## MATERIALS

Top & Base Wood Veneer VN0028 Satin Open Pore  
Structure Solid Wood SW0007 Satin Open Pore  
Shelves Wood Veneer VN0169 High Gloss Close Pore  
Details Brushed Brass MT0028

---

## DIMENSIONS

1000x500x1855 mm

1000x500x1855 mm

39 <sup>3</sup>/<sub>8</sub>"x19 <sup>3</sup>/<sub>4</sub>"x73"

39 <sup>3</sup>/<sub>8</sub>"x19 <sup>3</sup>/<sub>4</sub>"x73"

---

[BACK TO INDEX](#)

PAG > 165



# ODESSA

BOOKCASE



FFU030007AAO

## MATERIALS

Main Wood Veneer VN0056 High Gloss Close Pore

Structure Solid Wood SW0007 Satin Open Pore

Details Brushed Brass MT0028

---

## DIMENSIONS

1560x500x1850 mm

61 <sup>3</sup>/<sub>8</sub>"x19 <sup>3</sup>/<sub>4</sub>"x72 <sup>7</sup>/<sub>8</sub>"

---

[BACK TO INDEX](#)

PAG > 166



# DHAKA

BOOKCASE



FFU030008AAB

## MATERIALS

Top, Base, Shelves & Drawers Front Wood Veneer VN0169 High Gloss  
Close Pore

Interior Box Wood Veneer VN0028 Satin Open Pore

Drawers Internal Box Suede SU0005

Structure & Details Brushed Brass MT0028

Handles FHD010021AAL (x2): 36x25x50 mm

Brushed Brass MT0028

## DIMENSIONS

1800x500x1800 mm

70 <sup>7</sup>/<sub>8</sub>"x19 <sup>3</sup>/<sub>4</sub>"x70 <sup>7</sup>/<sub>8</sub>"



# NARA S

BOOKCASE



LEFT - FFU030009AAA  
RIGHT - FFU030010AAA

## MATERIALS

Structure Lacquered Wood LQ0040 High Gloss  
Back Lacquered Rattan LQ0003 Satin  
Shelves Bronze Mirror GM0006  
Base Stone ST0019  
Details Brushed Brass MT0028



## DIMENSIONS

900x400x1561 mm

900x400x1561 mm

35 3/8"x15 3/4"x61 1/2"

35 3/8"x15 3/4"x61 1/2"



# FIRENZE

BOOKCASE



FFU030011AAA

## MATERIALS

Structure Solid Wood SW0009 Satin Open Pore  
Back Inlay Wallpaper WP0024  
Shelves Wood Veneer VN0162 Satin Open Pore  
Base & Bottom Shelves Detail Wood Veneer VN0028 Satin Open Pore  
Details Brushed Brass MT0028  
Bottom Inlay Stone ST0019

---

## DIMENSIONS

1500x560x1805 mm

59"x22"x71"

---

[BACK TO INDEX](#)

PAG > 169



# BOLZANO

BOOKCASE



FFU030012AAC

## MATERIALS

Structure Lacquered Wood LQ0038 High Gloss  
Details Polished Stainless Steel MT0008  
Drawers Box & Front Wood Veneer VN0169 Satin Open Pore  
Drawers Bottom Suede SU0121

Handles FHD010041AAA (x4): 290x40x20 mm  
Leather LT0283 & Polished Stainless Steel MT0008

---

## DIMENSIONS

1400x500x1800 mm

55 1/8" x 19 3/4" x 70 7/8"

---

[BACK TO INDEX](#)

PAG > 170



# KENT

BOOKCASE



FFU030013AA1

## MATERIALS

Shelves & Exterior Back Wood Veneer VN0162 Satin Open Pore  
Interior Back Wallpaper WP0084  
Structure Solid Wood SW0009 Satin Open Pore  
Drawers Front & Sides Leather LT0060  
Drawers Internal Box Suede SU0121  
Details Brushed Brass MT0028

## DIMENSIONS

1600x500x1800 mm

63"x19 3/4"x70 7/8"



# NEW ORLEANS NEW Product

BOOKCASE



FFU030015AAA

## MATERIALS

Structure Solid Wood SW0020 Satin Open Pore  
Shelves & Handle Center Detail Wood Veneer VN0028 Satin Open Pore  
Shelves Bottom & Inlay & Drawers Center Detail Wood Veneer VN0172 Satin Open Pore  
Back & Drawers Front Leather LT0108  
Drawers Internal Box Suede SU0124  
Handle & Details Brushed Brass MT0028

## DIMENSIONS

1500x500x1800 mm

59"x19 3/4"x70 7/8"



# OJAI

NEW  
*Product*

BOOKCASE



FFU030016AAA

## MATERIALS

Structure Solid Wood SW0009 Satin Open Pore  
Shelves Wood Veneer VN0028 Satin Open Pore  
Shelves Bottom Wood Veneer VN0162 Satin Open Pore  
Shelves Inlay Bronze Mirror GM0006  
Details Brushed Brass MT0028

---

## DIMENSIONS

1000x500x1800 mm

39 <sup>3</sup>/<sub>8</sub>"x19 <sup>3</sup>/<sub>4</sub>"x70 <sup>7</sup>/<sub>8</sub>"

---

[BACK TO INDEX](#)

PAG > 173





FURNITURE  
DESKS

2023 CATALOGUE

[BACK TO INDEX](#)



# ALCANTARA

DESK



FFU120001AAM

## MATERIALS

Box Wood Veneer VN0169 High Gloss Close Pore  
Structure Brushed Brass MT0028  
Drawers Front Inlay Leather LT0060

Handles FHD010010AAG (x2): 120x27x60 mm  
Brushed Brass MT0028

---

## DIMENSIONS

1600x650x780 mm

63"x25 5/8"x30 3/4"

---

[BACK TO INDEX](#)

PAG > 175



# ALLURE

DESK



FFU120003AAS

## MATERIALS

Top Lacquered Wood LQ0003 High Gloss  
Structure Brushed Brass MT0028  
Box & Drawers Front Inlay Leather LT0060  
Drawers Internal Box Suede SU0123

Handles FHD010021AAL (x2): 36x25x50 mm  
Brushed Brass MT0028

---

## DIMENSIONS

2500x800x750 mm

98  $\frac{3}{8}$ "x31  $\frac{1}{2}$ "x29  $\frac{1}{2}$ "

---

[BACK TO INDEX](#)

PAG > 176



# SEOUL

DESK



FFU120007AAZ

## MATERIALS

Structure Solid Wood SW0007 Satin Open Pore  
Top, Box & Drawer Front Leather LT0060  
Drawers Internal Box Wood Veneer VN0028 Satin Open Pore  
Details Brushed Brass MT0028

Handles FHD010021AAL (x4): 36x25x50 mm  
Brushed Brass MT0028



## DIMENSIONS

3000x1000x750mm

118 1/8" x 39 3/8" x 29 1/2"

[BACK TO INDEX](#)

PAG > 177



# BALI

DESK



FFU120006ACB

## MATERIALS

Top Inlay Leather LT0319  
Top Detail Wood Veneer VN0128 High Gloss Close Pore  
Box Wood Veneer VN0028 Satin Open Pore  
Structure Solid Wood SW0007 Satin Open Pore  
Drawers Front Leather LT0061  
Drawers Internal Box Suede SU0122  
Details Brushed Brass MT0001

Handles FHD010021AAB (x2): 36x25x50 mm  
Brushed Brass MT0001



## DIMENSIONS

1600x650x780 mm

63"x25 5/8"x30 3/4"



# LIMA

DESK



FFU120005AAF

## MATERIALS

Box, Drawers Front & Structure Wood Veneer VN0056 Satin Open  
Pore  
Details Brushed Brass MT0028

Handles FHD010011AAE (x4): 120x40x10 mm  
Brushed Brass MT0028

---

## DIMENSIONS

1600x650x780 mm

63"x25 5/8"x30 3/4"



# BUZIOS

DESK



FFU120002AAG

## MATERIALS

Box, Drawers Front & Structure Lacquered Wood LQ0040 High Gloss

Top Inlay Leather LT0060

Back Inlay Bronze Mirror GM0006

Handles FHD010005AAK (x2): 85x30x45 mm

Brushed Brass MT0001 & Black MOP ST0065

---

## DIMENSIONS

1600x650x780 mm

63"x25 5/8"x30 3/4"

---

[BACK TO INDEX](#)

PAG > 180



# NEW YORK

DESK



FFU120004AAV

## MATERIALS

Box, Drawers Front & Structure Lacquered Wood LQ0003 High Gloss

Top Inlay Leather LT0271

Drawers Internal Box Suede SU0123

Handles FHD010004AAD (x3): 50x20x50 mm

Brushed Brass MT0001 & White MOP ST0066

---

## DIMENSIONS

1600x650x780 mm

63"x25 5/8"x30 3/4"



# EDINBURGH

DESK



FFU120009AAT

## MATERIALS

Top Detail Wood Veneer VN0028 Satin Open Pore  
Box & Drawers Front Lacquered Wood LQ0009 High Gloss  
Drawers Internal Box Suede SU0123  
Structure Solid Wood SW0007 Satin Open Pore  
Caps & Details Brushed Brass MT0028

---

## DIMENSIONS

1600x650x890 mm

63"x25 5/8"x35"

---

[BACK TO INDEX](#)

PAG > 182



# KENT

DESK



FFU120010AAS

## MATERIALS

Main Leather LT0068  
Top & Structure Wood Veneer VN0028 Satin Open Pore  
Drawers Internal Box Suede SU0121  
Details Brushed Brass MT0028

Handles FHD010033AAA (2x): 100x36x15 mm  
Brushed Brass MT0028 & Knurl Brushed Brass MT0028

---

## DIMENSIONS

1600x500x780 mm

63"x19 3/4"x30 3/4"



# ASHI

DESK



FFU120011AAJ

## MATERIALS

Box & Drawer Front Wood Veneer VN0056 High Gloss Close Pore

Top Stone ST0019

Structure Detail Solid Wood SW0007 Satin Open Pore

Base Wood Veneer VN0028 Satin Open Pore

Structure & Details Brushed Brass MT0028

Handle FHD010034AAI: 220x30x20 mm

Solid Wood SW0007 Satin Open Pore & Brushed Brass MT0028

---

## DIMENSIONS

1250x550x780 mm

49 1/4" x 21 5/8" x 30 3/4"



# EDINBURGH II

DESK



FFU120012AAA

## MATERIALS

Top Detail Wood Veneer VN0028 Satin Open Pore  
Box & Drawers Front Wood Veneer VN0169 Satin Open Pore  
Structure Solid Wood SW0007 Satin Open Pore  
Caps & Details Brushed Brass MT0028



## DIMENSIONS

2100x650x890 mm

82 5/8" x 25 5/8" x 35"



# SEOUL II

DESK



FFU120013AAG

## MATERIALS

Top Inlay, Drawer Box & Front Leather LT0060  
Top & Structure Lacquered Wood LQ0009 High Gloss  
Drawer Internal Box Suede SU0124  
Details Brushed Brass MT0028

---

## DIMENSIONS

1500x500x780 mm

59"x19 3/4"x30 3/4"

---

[BACK TO INDEX](#)

PAG > 186



# COLMAR

NEW  
Product

DESK



FFU120015AAA

## MATERIALS

Exterior Structure, Drawer Box & Front Wood Veneer VN0052 High Gloss Close Pore  
Interior Structure, Drawer Top & Bottom & Base Wood Veneer VN0028 Satin Open Pore  
Drawers Internal Box Suede SU0124  
Details Brushed Brass MT0028

Handle FHD010042AAB (x4): 20x40x140 mm  
Brushed Brass MT0028 & Lacquered Wood LQ0005 High Gloss

## DIMENSIONS

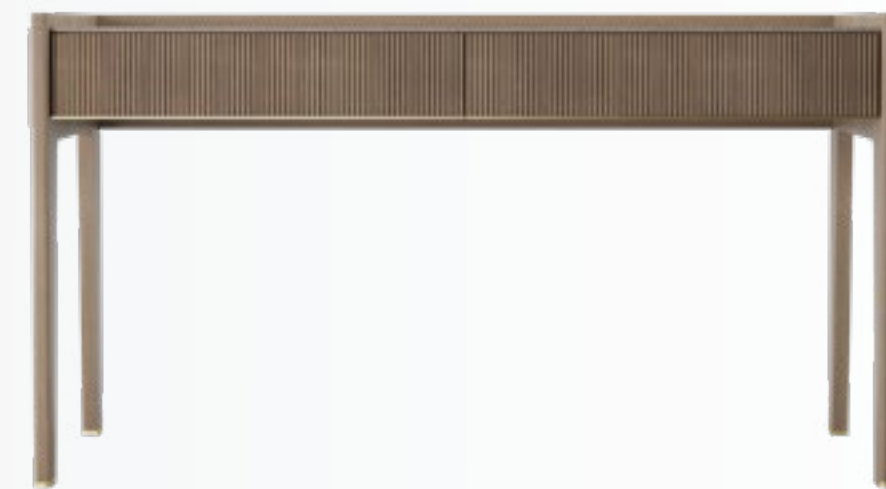
2600x880x760 mm

102 3/8" x 34 5/8" x 29 7/8"



# HVAR NEW *Product*

DESK



FFU120014AAS

## MATERIALS

Top Inlay, Sides & Back Leather LT0108  
Structure & Drawer Front Solid Wood SW0009 Satin Open Pore  
Drawer Internal Box Suede SU0123  
Details Brushed Brass MT0028

---

## DIMENSIONS

1522x657x805 mm

59 7/8" x 25 7/8" x 31 3/4"

---

[BACK TO INDEX](#)

PAG > 188





FURNITURE

# BEDS & HEADBOARDS

2023 CATALOGUE

[BACK TO INDEX](#)



# CLICQUOT

BED



FFU010003ABB

## MATERIALS

Headboard & Base Fabric FB2294  
Structure Lacquered Wood LQ0003 High Gloss  
Details Brushed Brass MT0001

Mattress Dimension: 1800x2000 mm (not included)  
(Decorative Cushions, Bedspread & Coverlet not included)

---

## DIMENSIONS

1940x2250x1330 mm

76 <sup>3</sup>/<sub>8</sub>"x88 <sup>5</sup>/<sub>8</sub>"x52 <sup>3</sup>/<sub>8</sub>"



# SOHO

BED



FFU010001AAQ

## MATERIALS

Base Leather LT0108

Structure Wood Veneer VN0028 Satin Open Pore

Mattress Dimension: 1800x2000mm (not included)  
(Bedsread not included)

---

## DIMENSIONS

1920x2120x350 mm

75 <sup>5</sup>/<sub>8</sub>"x83 <sup>1</sup>/<sub>2</sub>"x13 <sup>3</sup>/<sub>4</sub>"



# COEN

BED



FFU010005ACI

## MATERIALS

Headboard Front Fabric FB2295

Headboard Back Suede SU0121

Headboard Sides & Base Leather LT0319

Headboard & Base Detail Leather LT0108

Structure Wood Veneer VN0028 Satin Open pore

Mattress Dimension: 1800x2000 mm (not included)

(Decorative Cushions, Bedspread & Coverlet not included)

---

## DIMENSIONS

2020x2130x1300 mm

79 ½"x83 ⅞"x51 ⅛"

---

[BACK TO INDEX](#)

PAG > 192



# LAGOA

BED



FFU010002AAB

## MATERIALS

Base Leather LT0108

Structure Wood Veneer VN0028 Satin Open Pore

Mattress Dimension: 1800x2000mm (not included)  
(Bedspread & Coverlet not included)

---

## DIMENSIONS

1920x2120x340 mm

75 <sup>5</sup>/<sub>8</sub>"x83 <sup>1</sup>/<sub>2</sub>"x13 <sup>3</sup>/<sub>8</sub>"



# NANTES

BED



FFU010004ACQ

## MATERIALS

Headboard Back Suede SU0121

Headboard Sides & Base Leather LT0319

Headboard Front Fabric FB2295

Structure & Details Solid Wood SW0007 Satin Open Pore

Mattress Dimension: 1800x2000mm (not included)

(Decorative Cushions, Bedspread & Coverlet not included)

## DIMENSIONS

1990x2275x1340 mm

78 <sup>3</sup>/<sub>8</sub>"x89 <sup>5</sup>/<sub>8</sub>"x52 <sup>3</sup>/<sub>4</sub>"



# COMO

BED



FFU010006ACV

## MATERIALS

Main Fabric FB0758  
Structure Solid Wood SW0007 Satin Open Pore  
Structure Brushed Brass MT0001

Mattress Dimension: 1800x2000mm (not included)  
(Decorative Cushions, Bedspread & Coverlet not included)



---

## DIMENSIONS

2080x2280x1000 mm

81 <sup>7</sup>/<sub>8</sub>"x89 <sup>3</sup>/<sub>4</sub>"x39 <sup>3</sup>/<sub>8</sub>"



# ANTIBES

BED



FFU010007ABI

## MATERIALS

Main Fabric FB2295  
Structure Solid Wood SW0007 Satin Open Pore  
Base Wood Veneer VN0056 Satin Open Pore  
Details Brushed Brass MT0028

Mattress Dimension: 1800x2000mm (not included)  
(Decorative Cushions, Bedspread & Coverlet not included)



## DIMENSIONS

2050x2250x2220 mm

80 <sup>3</sup>/<sub>4</sub>"x88 <sup>5</sup>/<sub>8</sub>"x87 <sup>3</sup>/<sub>8</sub>"

[BACK TO INDEX](#)

PAG > 196



# SAMARA

BED



FFU010009AAS

## MATERIALS

Headboard Front & Base Fabric FB2295

Headboard Exterior Back Suede SU0123

Structure Brushed Brass MT0028

Mattress Dimension: 1800x2000 mm (not included)  
(Decorative Cushions, Bedspread & Coverlet not included)

---

## DIMENSIONS

2250x2245x1200 mm

88 5/8" x 88 3/8" x 47 1/4"

---


[BACK TO INDEX](#)

PAG > 197



# KENT I

BED



HEADBOARD - FFU160007AAR  
BED BASE - FFU010010ABE

## MATERIALS

Headboard Front & Base Leather LT0060  
Headboard Inlay Lacquered Rattan LQ0040 Satin  
Headboard Exterior Back Satin SA0273  
Structure Solid Wood SW0007 Satin Open Pore  
Details Brushed Brass MT0028

Mattress Dimension: 1800x2000 mm (not included)  
(Decorative Cushions, Bedspread & Coverlet not included)

## DIMENSIONS

3460x50x1200 mm

1980x2110x255 mm

136 ¼"x2"x47 ¼"

78"x83 ⅛"x10"



# KENT II

BED



HEADBOARD - FFU160008AAP  
BED BASE - FFU010010ABE

## MATERIALS

Headboard Front & Base Leather LT0060  
Headboard Exterior Back Satin SA0273  
Headboard Inlay Lacquered Rattan LQ0040 Satin  
Details Brushed Brass MT0028  
Structure Solid Wood SW0007 Satin Open Pore

Mattress Dimension: 1800x2000 mm (not included)  
(Decorative Cushions, Bedspread & Coverlet not included)

---

## DIMENSIONS

1980x50x1200 mm

1980x2110x255 mm

78"x2"x47 ¼"

78"x83 ⅛"x10"



# ASHI

BED



FFU010008AAM

## MATERIALS

Headboard & Base Fabric FB0758  
Structure Detail Wood Veneer VN0028 Satin Open Pore  
Details Brushed Brass MT0028

Mattress Dimension: 1800x2000 mm (not included)  
(Decorative Cushions, Bedspread & Coverlet not included)

---

## DIMENSIONS

2000x2200x1000 mm

78 <sup>3</sup>/<sub>4</sub>"x86 <sup>5</sup>/<sub>8</sub>"x39 <sup>3</sup>/<sub>8</sub>"

---

[BACK TO INDEX](#)

PAG > 200



# CALABRIA

BED



FFU010011ABJ

## MATERIALS

Headboard & Base Velvet VL0877, Headboard Front Detail Velvet VL0880  
Structure Wood Veneer VN0028 Satin Open Pore  
Details Brushed Brass MT0028

Mattress Dimension: 1800x2000 mm (not included)  
(Decorative Cushions, Bedspread & Coverlet not included)



## DIMENSIONS

3660x2240x1210 mm

144 1/8" x 88 1/4" x 47 5/8"



# CALABRIA II

BED



FFU010012AAJ

## MATERIALS

Headboard & Base Velvet VL0877, Headboard Front Detail Velvet VL0880  
Structure Wood Veneer VN0028 Satin Open Pore  
Details Brushed Brass MT0028

Mattress Dimension: 1800x2000 mm (not included)  
(Decorative Cushions, Bedspread & Coverlet not included)



## DIMENSIONS

2460x2240x1210 mm

96 7/8" x 88 1/4" x 47 5/8"



# FARIBAULT NEW *Product*

BED



FFU010013AAK

## MATERIALS

Headboard Front & Back Fabric FB2277  
Headboard Detail & Base Linen LI0193  
Structure Wood Veneer VN0028 Satin Open Pore  
Details Brushed Brass MT0028

Mattress Dimension: 1800x2000 mm (not included)  
(Decorative Cushions, Bedspread & Coverlet not included)



---

## DIMENSIONS

2060x2180x1300 mm

81 1/8" x 85 7/8" x 51 1/8"



# SPLIT NEW *Product*

BED



FFU010014AAH

## MATERIALS

Headboard Back & Base Leather LT0149  
Headboard Front Fabric FB2944  
Structure Solid Wood SW0009 Satin Open Pore  
Details Brushed Brass MT0028

Mattress Dimension: 1800x2000 mm (not included)  
(Decorative Cushions, Bedspread & Coverlet not included)



---

## DIMENSIONS

2180x2250x1200 mm

85 7/8" x 88 5/8" x 47 1/4"



# CARMEL NEW *Product*

BED



FFU010015AAE

## MATERIALS

Headboard Front & Skirt Fabric FB2917  
Headboard Back & Base Leather LT0155  
Structure Solid Wood SW0007 Satin Open Pore  
Details Brushed Brass MT0028

Mattress Dimension: 1800x2000 mm (not included)  
(Decorative Cushions, Bedspread & Coverlet not included)



---

## DIMENSIONS

2060x2270x1250 mm

81 1/8" x 89 3/8" x 49 1/4"



# HERVÉ

HEADBOARD



FFU160004AAK

## MATERIALS

Main Leather LT0060

Structure Brushed Brass MT0028

---

## DIMENSIONS

3320x50x2030 mm

129 <sup>7</sup>/<sub>8</sub>"x2"x78 <sup>3</sup>/<sub>4</sub>"

---

[BACK TO INDEX](#)

PAG > 206



# LONG ISLAND

HEADBOARD



FFU160002AAF

## MATERIALS

Main Fabric FB2295

Structure Brushed Brass MT0028

---

## DIMENSIONS


3300x50x2000 mm

129 7/8"x2"x78 3/4"



# LOUISIANA

HEADBOARD



FFU160003AAJ

## MATERIALS

Structure Brushed Brass MT0028

Main Leather LT0060

Inlay Bronze Mirror GM0006

---

## DIMENSIONS


3300x50x2000 mm

129 7/8"x2"x78 3/4"



# BOSTON

HEADBOARD



FFU160009AAC

## MATERIALS

Main Fabric FB2460

Details Brushed Brass MT0028

---

## DIMENSIONS

3250x40x2200 mm

128"x1 5/8"x86 5/8"





FURNITURE

# BEDSIDE TABLES

2023 CATALOGUE

[BACK TO INDEX](#)



# AVIGNON

BEDSIDE TABLE



FFU020012ABL

## MATERIALS

Box & Drawers Front Leather LT0108  
Top & Bottom Wood Veneer VN0028 Satin Open Pore  
Drawers Internal Box Suede SU0123  
Details Brushed Brass MT0028



---

## DIMENSIONS

600x400x490 mm

23 5/8" x 15 3/4" x 19 1/4"

---

[BACK TO INDEX](#)

PAG > 211



# LEXTON

BEDSIDE TABLE



FFU020010ADF

## MATERIALS

Box Wood Veneer VN0052 High Gloss Close Pore  
Drawers Front Leather LT0108  
Drawers Internal Box Suede SU0124  
Structure & Details Brushed Brass MT0028

Handles FHD010021AAL (x2): 36x25x50 mm  
Brushed Brass MT0028

---

## DIMENSIONS

752x500x600 mm

29 <sup>5</sup>/<sub>8</sub>"x19 <sup>3</sup>/<sub>4</sub>"x23 <sup>5</sup>/<sub>8</sub>"



# BRISBANE

BEDSIDE TABLE



FFU020009ABS

## MATERIALS

Box Wood Veneer VN0052 High Gloss Close Pore  
Drawer Front Leather LT0108  
Drawer Internal Box Suede SU0124  
Structure Brushed Brass MT0028

Handle FHD010021AAL: 36x25x50 mm  
Brushed Brass MT0028

---

## DIMENSIONS

600x400x490 mm

23 5/8" x 15 3/4" x 19 1/4"

---

[BACK TO INDEX](#)

PAG > 213



# MOONSTONE

BEDSIDE TABLE



FFU020005AAO

## MATERIALS

Box & Drawer Front Wood Veneer VN0162 Satin Open Pore  
Structure Solid Wood SW0009 Satin Open Pore  
Details Brushed Brass MT0028

Handles FHD010004AAR (1x): D50x20 mm  
Brushed Brass MT0028 & Black MOP ST0065

---

## DIMENSIONS

600x400x490 mm

23 5/8" x 15 3/4" x 19 1/4"

---

[BACK TO INDEX](#)

PAG > 214



# DIAMOND

BEDSIDE TABLE



FFU020006ABD

## MATERIALS

Box Lacquered Wood LQ0003 High Gloss  
Drawers Inlay Leather LT0060  
Drawers Internal Box Suede SU0123  
Details Brushed Brass MT0001

---

## DIMENSIONS

600x400x490 mm

23 5/8" x 15 3/4" x 19 1/4"

---

[BACK TO INDEX](#)

PAG > 215



# CLICQUOT

BEDSIDE TABLE



FFU020007ABP

## MATERIALS

Top Stone ST0054  
Box, Drawer Front & Structure Lacquered Wood LQ0003 High Gloss  
Drawer Internal Box Suede SU0123  
Details Brushed Brass MT0001

Handle FHD010020ABP (x1): 160x23x26 mm  
Brushed Brass MT0001 & Leather LT0272

---

## DIMENSIONS

600x400x490 mm

23 5/8" x 15 3/4" x 19 1/4"



# BERNA

BEDSIDE TABLE



FFU020011AEA

## MATERIALS

Top Stone ST0054  
Box & Drawers Front Wood Veneer VN0128 High Gloss Close Pore  
Details Brushed Brass MT0028  
Drawers Internal Box Suede SU0121

Handles FHD010004AAR (x2): D50x20 mm  
Brushed Brass MT0028 & Black MOP ST0065

---

## DIMENSIONS

600x400x490 mm

23 5/8" x 15 3/4" x 19 1/4"

---

[BACK TO INDEX](#)

PAG > 217



# LAGOA

BEDSIDE TABLE



FFU020003ABI

## MATERIALS

Box Lacquered Wood LQ0003 High Gloss

Drawer Front Leather LT0271

Drawer Bottom Suede SU0123

Handles FHD010004AAC (x2): D50x20 mm

Polished Stainless Steel MT0008 & Black MOP ST0065

---

## DIMENSIONS

600x400x490 mm

23 5/8" x 15 3/4" x 19 1/4"

---

[BACK TO INDEX](#)

PAG > 218



# CABOCHON

BEDSIDE TABLE



FFU020004AAV

## MATERIALS

Box Lacquered Wood LQ0003 High Gloss

Drawer Front Leather LT0272

Structure Polished Stainless Steel MT0008

Handle FHD010004AAC: D50x20 mm

Polished Stainless Steel MT0008 & Black MOP ST0065

---

## DIMENSIONS

600x580x490 mm

23 5/8" x 22 7/8" x 19 1/4"

---

[BACK TO INDEX](#)

PAG > 219



# KENT

BEDSIDE TABLE



FFU020014ABA

## MATERIALS

Top & Detail Wood Veneer VN0028 Satin Open Pore  
Box & Drawers Front Wood Veneer VN0056 High Gloss Close Pore  
Drawers Internal Box Suede SU0121  
Base & Details Brushed Brass MT0028

---

## DIMENSIONS

700x450x490 mm

27 1/2" x 17 3/4" x 19 1/4"

---

[BACK TO INDEX](#)

PAG > 220



# AGRA

BEDSIDE TABLE



FFU020017AAE

## MATERIALS

Top, Box & Drawers Front Wood Veneer VN0056 High Gloss Close Pore

Drawers Inlay Leather LT0060

Drawers Internal Box Suede SU0121

Details Brushed Brass MT0028

Handle FHD010032AAD (x2): 260x38x15 mm

Brushed Brass MT0028 & Knurl Brushed Brass MT0028



---

## DIMENSIONS

600x480x500 mm

23 5/8" x 18 7/8" x 19 3/4"



# ASHI

BEDSIDE TABLE



FFU020015AAP

## MATERIALS

Top Stone ST0019  
Box Wood Veneer VN0056 High Gloss Close Pore  
Drawers Front Wood Veneer VN0056 High Gloss Close Pore in  
Diamond Pattern  
Drawers Internal Box Suede SU0121  
Details & Base Brushed Brass MT0028  
Base Detail Wood Veneer VN0028 Satin Open Pore

Handle FHD010034AAH (x2): 100x30x20mm  
Solid Wood SW0007 Satin Open Pore & Brushed Brass MT0028

---

## DIMENSIONS

650x500x495 mm

25 5/8" x 19 3/4" x 19 1/2"



# DALLAS

BEDSIDE TABLE



FFU020016AAE

## MATERIALS

Top, Box & Drawer Front Wood Veneer VN0056 High Gloss Close Pore

Drawer Internal Box Suede SU0121

Structure & Details Brushed Brass MT0028

---

## DIMENSIONS

650x450x500 mm

25 5/8" x 17 3/4" x 19 3/4"

---

[BACK TO INDEX](#)

PAG > 223



# PARMA

BEDSIDE TABLE



FFU020018AAA

## MATERIALS

Top & Base Wood Veneer VN0028 Satin Open Pore  
Details Brushed Brass MT0028  
Box & Drawers Front Wood Veneer VN0115 High Gloss Close Pore  
Drawers Internal Box Suede SU0121

Handles FHD010040AAA (x3): 44x43x44 mm  
Brushed Brass MT0028 & Lacquered Wood LQ0005 High Gloss

---

## DIMENSIONS

500x500x490 mm

19 3/4"x19 3/4"x19 1/4"

---

[BACK TO INDEX](#)

PAG > 224



# COLMAR

BEDSIDE TABLE



FFU020020AAC

## MATERIALS

Exterior Structure, Drawer Box & Front Wood Veneer VN0052 High Gloss Close Pore  
Interior Structure, Drawer Top & Bottom & Base Wood Veneer VN0028 Satin Open Pore  
Drawer Internal Box Suede SU0124  
Details Brushed Brass MT0028

Handle FHD010042AAB (x1): 20x40x140 mm  
Brushed Brass MT0028 & Lacquered Wood LQ0005 High Gloss

---

## DIMENSIONS

600x400x510 mm  
23 5/8" x 15 3/4" x 20 1/8"

---

[BACK TO INDEX](#)

PAG > 225





# HVAR

BEDSIDE TABLE



FFU020019AAC

## MATERIALS

Top Stone ST0089  
Box & Drawer Front Wood Veneer VN0162 Satin Open Pore  
Structure Solid Wood SW0009 Satin Open Pore  
Drawer Internal Box Suede SU0123  
Sides & Back Leather LT0108  
Interior Back Inlay Bronze Mirror GM0006  
Details Brushed Brass MT0028

---

## DIMENSIONS

650x490x550 mm

25 5/8" x 19 1/4" x 21 5/8"

---

[BACK TO INDEX](#)

PAG > 226



# TULSA NEW *Product*

BEDSIDE TABLE



FFU020021AAA

## MATERIALS

Top Inlay Bronze Mirror GM0006  
Top & Base Wood Veneer VN0028 Satin Open Pore  
Box & Drawers Front Wood Veneer VN0056 High Gloss Close Pore  
Drawers Internal Box Suede SU0121  
Details Brushed Brass MT0028

Handles FHD010043AAA (x3): 120x40x20 mm  
Brushed Brass MT0028 & Detail Solid Wood SW0007 Satin Open Pore

---

## DIMENSIONS

500x500x520 mm

19 ¾"x19 ¾"x20 ½"

---

[BACK TO INDEX](#)

PAG > 227



# NEW ORLEANS

NEW  
Product

BEDSIDE TABLE



FFU020022AAA

## MATERIALS

Top Inlay Bronze Mirror GM0006  
Top Detail & Handle Center Detail Wood Veneer VN0028 Satin Open Pore  
Top, Box & Base Wood Veneer VN0162 Satin Open Pore  
Back & Drawers Front Leather LT0060  
Drawers Internal Box Suede SU0121  
Handle & Details Brushed Brass MT0028

---

## DIMENSIONS

700x450x490 mm

27 ½"x17 ¾"x19 ¼"





FURNITURE

# CHEST OF DRAWERS

2023 CATALOGUE

[BACK TO INDEX](#)



# LEXTON

CHEST OF DRAWERS



FFU060006ABH

## MATERIALS

Top & Bottom Wood Veneer VN0028 Satin Open Pore  
Box Lacquered Wood LQ0021 High Gloss  
Drawers Front Leather LT0113  
Drawers Internal Box Suede SU0004  
Structure & Details Polished Stainless Steel MT0008

Handles FHD010021AAA (x8): 36x25x50 mm  
Polished Stainless Steel MT0008

---

## DIMENSIONS

1340x500x900 mm

52 3/4" x 19 3/4" x 35"

---

[BACK TO INDEX](#)

PAG > 230



# LAGOA

CHEST OF DRAWERS



FFU060002AAR

## MATERIALS

Top & Base Wood Veneer VN0028 Satin Open Pore  
Box & Drawers Front Wood Veneer VN0052 High Gloss Close Pore  
Drawers Internal Box Suede SU0124

Handles FHD010003AAA (x6): 140x37x22 mm  
Brushed Brass MT0001



---

## DIMENSIONS

1300x500x900 mm

51 1/8" x 19 3/4" x 35"

---

[BACK TO INDEX](#)

PAG > 231



# AVIGNON

CHEST OF DRAWERS



FFU060007AAR

## MATERIALS

Top & Bottom Wood Veneer VN0028 Satin Open Pore  
Box & Drawers Front Leather LT0108  
Drawers Internal Box Suede SU0123  
Details Brushed Brass MT0028



---

## DIMENSIONS


1300x500x900 mm

51 1/8" x 19 3/4" x 35"



# SOHO

CHEST OF DRAWERS



FFU060001AAD

## MATERIALS

Box & Drawers Front Lacquered Wood LQ0009 High Gloss  
Top Inlay Bronze Mirror GM0006

Handles FHD010010AAK (x6): 93x25x47 mm  
Polished Stainless Steel MT0008

---

## DIMENSIONS

1300x500x890 mm

51 1/8" x 19 3/4" x 35"



# BERNA

CHEST OF DRAWERS



FFU060005ABZ

## MATERIALS

Top Stone ST0054  
Box & Drawers Front Wood Veneer VN0128 High Gloss Close Pore  
Details Polished Stainless Steel MT0008  
Drawers Internal Box Suede SU0121

Handles FHD010004AAC (x8): D50x20 mm  
Polished Stainless Steel MT0008 & Black MOP ST0065

---

## DIMENSIONS

1300x500x900 mm

51 1/8" x 19 3/4" x 35"

---

[BACK TO INDEX](#)

PAG > 234



# CLICQUOT

CHEST OF DRAWERS



FFU060003AAS

## MATERIALS

Top Stone ST0054  
Box & Drawers Front Lacquered Wood LQ0003 High Gloss  
Details Brushed Brass MT0001  
Drawers Internal Box Suede SU0123

Handles FHD010020ABP (x6): 160x23x26 mm  
Brushed Brass MT0001 & Leather LT0272

---

## DIMENSIONS

1300x500x900 mm

51 1/8" x 19 3/4" x 35"



# AGRA

CHEST OF DRAWERS



FFU060009AAE

## MATERIALS

Top, Box & Drawers Front Wood Veneer VN0056 High Gloss Close Pore  
Drawers Inlay Leather LT0060  
Drawers Internal Box Suede SU0121  
Base & Details Brushed Brass MT0028

Handles FHD010032AAC (x4): 630x38x15 mm  
Brushed Brass MT0028 & Knurl Brushed Brass MT0028



## DIMENSIONS

1300x500x900 mm

51 1/8" x 19 3/4" x 35 3/8"



# KENT

CHEST OF DRAWERS



FFU060010AAL

## MATERIALS

Top & Detail Wood Veneer VN0028 Satin Open Pore  
Box & Drawers Front Leather LT0060  
Drawers Internal Box Suede SU0121  
Base & Details Brushed Brass MT0028

---

## DIMENSIONS

1400x500x900 mm

55 1/8" x 19 3/4" x 35 3/8"



# DALLAS

CHEST OF DRAWERS



FFU060011AAB

## MATERIALS

Top, Box & Drawers Front Wood Veneer VN0056 High Gloss Close Pore  
Drawers Internal Box Suede SU0121  
Structure & Details Brushed Brass MT0028



---

## DIMENSIONS

1350x500x900 mm

53 1/8" x 19 3/4" x 35 3/8"

---

[BACK TO INDEX](#)

PAG > 238



# COLMAR *NEW Product*

CHEST OF DRAWERS




FFU060012AAA

## MATERIALS

Exterior Structure, Drawer Box & Front Wood Veneer VN0052 High Gloss Close Pore  
Interior Structure, Drawer Top & Bottom & Base Wood Veneer VN0028 Satin Open Pore  
Drawers Internal Box Suede SU0124  
Details Brushed Brass MT0028

Handle FHD010042AAB (x3): 20x40x140 mm  
Brushed Brass MT0028 & Lacquered Wood LQ0005 High Gloss



## DIMENSIONS

1300x500x860 mm

51 1/8" x 19 3/4" x 33 7/8"



# PARMA

NEW  
Product

CHEST OF DRAWERS



FFU060013AAA

## MATERIALS

Top Wood Veneer VN0162 Satin Open Pore  
Exterior Back, Drawers Box & Front Leather LT0060, Interior Back  
Leather LT0187  
Structure Solid Wood SW0009 Satin Open Pore, Drawers Internal Box  
Suede SU0121, Details Brushed Brass MT0028

Handles FHD010040AAA (x6): 44x43x44 mm  
Structure Brushed Brass MT0028 & Lacquered Wood LQ0005 High  
Gloss



## DIMENSIONS

1350x525x965 mm

53 1/8" x 20 5/8" x 38"





FURNITURE  
TALLBOYS

2023 CATALOGUE

[BACK TO INDEX](#)



# LEXTON

TALLBOY



FFU330007AAY

## MATERIALS

Box Wood Veneer VN0052 High Gloss Close Pore  
Drawer Front Leather LT0108  
Drawers Internal Box Suede SU0124  
Structure & Details Brushed Brass MT0028

Handles FHD010021AAL (x7): 36x25x50 mm  
Brushed Brass MT0028

---

## DIMENSIONS

750x500x1350 mm

29 1/2"x19 3/4"x53 1/8"

---

[BACK TO INDEX](#)

PAG > 242



# LAGOA

TALLBOY



FFU330001AAD

## MATERIALS

Box Wood Veneer VN0028 Satin Open Pore

Drawers Front Leather LT0108

Drawers Internal Box Suede SU0123

Handles FHD010004AAA (x5): D50x20 mm

Polished Stainless Steel MT0008 & White MOP ST0066

---

## DIMENSIONS

800x500x1300 mm

31 ½"x19 ¾"x51 ⅛"

---

[BACK TO INDEX](#)

PAG > 243



# AVIGNON

TALLBOY



FFU330008AAD

## MATERIALS

Top & Bottom Wood Veneer VN0028 Satin Open Pore  
Box & Drawers Front Leather LT0108  
Drawers Internal Box Suede SU0123  
Details Brushed Brass MT0028



## DIMENSIONS

800x500x1230 mm

31 1/2" x 19 3/4" x 48 3/8"

[BACK TO INDEX](#)

PAG > 244



# DIAMOND

TALLBOY



FFU330002AAC

## MATERIALS

Box Lacquered Wood LQ0003 High Gloss  
Drawers Inlay Leather LT0060  
Drawers Internal Box Suede SU0123  
Detail Brushed Brass MT0001

---

## DIMENSIONS

800x500x1300 mm

31 ½"x19 ¾"x51 ⅛"

---

[BACK TO INDEX](#)

PAG > 245



# MOONSTONE

TALLBOY



FFU330003AAF

## MATERIALS

Box & Drawers Front Wood Veneer VN0162 Satin Open Pore  
Structure Solid Wood SW0009 Satin Open Pore  
Drawers Internal Box Suede SU0123  
Details Brushed Brass MT0028

Handles FHD010004AAR (X5):D50x20 mm  
Brushed Brass MT0028 & Black MOP ST0065

---

## DIMENSIONS

800x500x1425 mm

31 ½" x 19 ¾" x 56 ⅛"

---


[BACK TO INDEX](#)

PAG > 246



# CLICQUOT

TALLBOY



FFU330004AAN

## MATERIALS

Top Stone ST0054  
Box & Drawers Front Lacquered Wood LQ0003 High Gloss  
Drawers Internal Box Suede SU0123  
Details Brushed Brass MT0001

Handles FHD010020ABP (x5):160x23x26 mm  
Brushed Brass MT0001 & Leather LT0272

---

## DIMENSIONS

800x500x1300 mm

31 ½" x 19 ¾" x 51 ⅛"



# BERNA

TALLBOY



FFU330006ABH

## MATERIALS

Top Stone ST0054  
Box & Drawers Front Wood Veneer VN0128 High Gloss Close Pore  
Details Brushed Brass MT0028  
Drawers Internal Box Suede SU0121

Handles FHD010004AAR (x5): D50x20 mm  
Brushed Brass MT0028 & Black MOP ST0065

---

## DIMENSIONS

800x500x1300 mm

31 ½"x19 ¾"x51 ⅛"

---

[BACK TO INDEX](#)

PAG > 248



# KENT

TALLBOY



FFU330009AAB

## MATERIALS

Top & Detail Wood Veneer VN0028 Satin Open Pore  
Box & Drawers Front Wood Veneer VN0056 High Gloss Close Pore  
Drawers Internal Box Suede SU0121  
Base & Details Brushed Brass MT0028

---

## DIMENSIONS

800x500x1400 mm

31 ½" x 19 ¾" x 55 ⅛"

---

[BACK TO INDEX](#)

PAG > 249



# COLMAR NEW *Product*

TALLBOY



FFU330010AAA

## MATERIALS

Exterior Structure, Drawer Box & Front Wood Veneer VN0052 High Gloss Close Pore  
Interior Structure, Drawer Top & Bottom & Base Wood Veneer VN0028 Satin Open Pore  
Drawers Internal Box Suede SU0124  
Details Brushed Brass MT0028

Handle FHD010042AAB (x5): 20x40x140 mm  
Brushed Brass MT0028 & Lacquered Wood LQ0005 High Gloss

## DIMENSIONS

800x500x1410 mm

31 ½" x 19 ¾" x 55 ½"





FURNITURE  
DRESSERS

2023 CATALOGUE

[BACK TO INDEX](#)



# LORIENT

DRESSER



FFU140005ACO

## MATERIALS

Top Inlay Leather LT0109  
Box, Drawer Front & Structure Wood Veneer VN0056 High Gloss Close Pore  
Drawer Internal Box Suede SU0123  
Clear Mirror GM0002  
Details Brushed Brass MT0001

## DIMENSIONS

1200x550x1250 mm

47 1/4" x 21 5/8" x 49 1/4"



# CHICAGO

DRESSER



FFU140006AAB

## MATERIALS

Box & Drawers Front Lacquered Wood LQ0002 High Gloss

Interior Inlay Clear Mirror GM0002

Back Inlay Bronze Mirror GM0006

Handles FHD010004AAC (x2): 50x50x20 mm

Brushed Brass MT0028 & Black MOP ST0065

---

## DIMENSIONS

1400x400x800 mm

55 1/8" x 15 3/4" x 31 1/2"

---


[BACK TO INDEX](#)

PAG > 253



# GEORGIA

DRESSER



FFU140001AAA

## MATERIALS

Top Inlay Bronze Mirror GM0006

Box & Drawers Front Lacquered Wood LQ0002 High Gloss

Handles FHD010030AAA (x4):D100x25 mm

Polished Stainless Steel MT0008 & Black MOP ST0065

## DIMENSIONS


1500x500x900 mm

59"x19 3/4"x35 3/8"



# MOONSTONE

DRESSER



FFU140004AAI

## MATERIALS

Box & Drawers Front Wood Veneer VN0162 Satin Open Pore  
Structure Solid Wood SW0009 Satin Open Pore  
Details Brushed Brass MT0028

Handles FHD010004AAR (x4): D50x20 mm  
Brushed Brass MT0028 & Black MOP ST0065

---

## DIMENSIONS

1500x500x900 mm

59"x19 3/4"x35 3/8"

---

[BACK TO INDEX](#)

PAG > 255



# CLICQUOT

DRESSER



FFU140007AAC

## MATERIALS

Box & Drawers Front Leather LT0272  
Structure Lacquered Wood LQ0003 High Gloss  
Drawers Internal Box Suede SU0123  
Interior Inlay Clear mirror GM0002  
Details Polished Stainless Steel MT0008

Handles FHD010020ACM (3x):160x23x26mm  
Polished Stainless Steel MT0008 & Leather LT0272

---

## DIMENSIONS

1400x400x800 mm

55 1/8" x 15 3/4" x 31 1/2"

---

[BACK TO INDEX](#)

PAG > 256



# AGRA

DRESSER



FFU140010AAQ

## MATERIALS

Top, Box & Drawer Front Lacquered Wood LQ0008 High Gloss  
Drawer Inlay Leather LT0236  
Drawer Internal Box Suede SU0121  
Details Brushed Brass MT0028

Handles FHD010032AAC (x1): 630x38x15 mm  
Brushed Brass MT0028 & Knurl Detail Brushed Brass MT0028

---

## DIMENSIONS

1200x450x800 mm

47 1/4" x 17 3/4" x 31 1/2"



# MANDALAY

DRESSER



FFU140011AAU

## MATERIALS

Top & Box Wood Veneer VN0056 High Gloss Close Pore  
Drawers Front Inlay Leather LT0060  
Structure & Drawers Details Solid Wood SW0007 Satin Open Pore  
Drawers Internal Box Suede SU0121  
Details Brushed Brass MT0028

Handles FHD010035AAA (x2): 100x30x40 mm  
Brushed Brass MT0028

## DIMENSIONS

1200x450x800 mm

47 1/4" x 17 3/4" x 31 1/2"



# PARMA

DRESSER



FFU140012AAA

## MATERIALS

Clear Mirror GM0002, Drawers Box Top & Bottom, Mirror Frame & Back Wood Veneer VN0162 Satin Open Pore  
Exterior Back, Drawers Box & Front Inlay Leather LT0060, Interior Back Leather LT0187  
Structure Solid Wood SW0009 Satin Open Pore, Drawers Internal Box Suede SU0121, Details Brushed Brass MT0028

Handles FHD010040AAA (x2): 44x43x44 mm  
Structure Brushed Brass MT0028 & Lacquered Wood LQ0005 High Gloss

---

## DIMENSIONS

1325x475x1480 mm

52 1/8" x 18 3/4" x 58 1/4"

---

[BACK TO INDEX](#)

PAG > 259





FURNITURE  
COUNTERS

2023 CATALOGUE

[BACK TO INDEX](#)



# LISBON

COUNTER



FFU100001AAA

## MATERIALS

Top Stone ST0019  
Main Wood Veneer VN0093 High Gloss Close Pore  
Details Brushed Brass MT0001

---

## DIMENSIONS

1800x600x1100 mm

70 <sup>7</sup>/<sub>8</sub>"x23 <sup>5</sup>/<sub>8</sub>"x43 <sup>1</sup>/<sub>4</sub>"

---

[BACK TO INDEX](#)

PAG > 261



# LISBON II

COUNTER



FFU100002AAA

## MATERIALS

Top Stone ST0019

Main Wood Veneer VN0128 High Gloss Close Pore

Details Brushed Brass MT0001

---

## DIMENSIONS

3600x760x1120 mm

141 3/4"x29 7/8"x44 1/8"

---

[BACK TO INDEX](#)

PAG > 262





FURNITURE

# VANITY UNITS

2023 CATALOGUE

[BACK TO INDEX](#)



# MUMBAI NEW *Product*

VANITY UNIT



FFU550001AAC

## MATERIALS

Top Stone ST0089  
Bottom Top & Base Wood Veneer VN0028 Satin Open Pore  
Box & Drawers Front Wood Veneer VN0169 High Gloss Close Pore  
Structure Solid Wood SW0007 Satin Open Pore  
Details Brushed Brass MT0028

Towel Rack FTR010002AAA: 450x65x20 mm  
Brushed Brass MT0028

---

1300x650x850 mm

51 1/8" x 25 5/8" x 33 1/2"



# ASHI

NEW  
Product

VANITY UNIT



FFU550002AAD

#### MATERIALS

Top Stone ST0019  
Box & Drawers Front Wood Veneer VN0056 High Gloss Close Pore  
Base Wood Veneer VN0028 Satin Open Pore  
Base & Details Brushed Brass MT0028

Handle FHD010034AAX (x3): 220x35x20 mm  
Solid Wood SW0007 Satin Open Pore & Brushed Brass MT0028

Towel Rack FTR010003AAA: 300x65x20 mm  
Brushed Brass MT0028

---

900x600x850 mm

35 3/8" x 23 5/8" x 33 1/2"

---

[BACK TO INDEX](#)

PAG > 265



# COVENTRY NEW *Product*

VANITY UNIT



FFU550003AAB

## MATERIALS

Top Stone ST0019  
Bottom Top Wood Veneer VN0028 Satin Open Pore  
Box, Doors & Drawers Front Wood Veneer VN0169 High Gloss Close Pore  
Structure Solid Wood SW0007 Satin Open Pore  
Details Polished Stainless Steel MT0008

Towel Rack FTR010006AAA: 450x65x20 mm  
Polished Stainless Steel MT0008

---

1600x650x850 mm

63"x25 5/8"x33 1/2"



# POSITANO NEW *Product*

VANITY UNIT



FFU550004AAD

## MATERIALS

Top Stone ST0019  
Box Wood Veneer VN0128 High Gloss Close Pore  
Structure & Details Polished Stainless Steel MT0008

Handles FHD010032AAE (x2): 630x38x15 mm  
Polished Stainless Steel MT0008 & Knurl Polished Stainless Steel  
MT0008

Towel Rack FTR010001AAA: 450x65x10 mm  
Polished Stainless Steel MT0008

---

1300x650x850 mm

51 1/8" x 25 5/8" x 33 1/2"



# SOCHI NEW *Product*

VANITY UNIT



FFU550005AAB

## MATERIALS

Top Stone ST0019  
Top Detail Wood Veneer VN0028 Satin Open Pore  
Box Wood Veneer VN0056 High Gloss Close Pore (Vertical)  
Base Lacquered Wood LQ0005 High Gloss  
Details Brushed Brass MT0028

Towel Rack FTR010005AAA: 350x65x20 mm  
Brushed Brass MT0028

---

1000x650x850 mm

39 <sup>3</sup>/<sub>8</sub>"x25 <sup>5</sup>/<sub>8</sub>"x33 <sup>1</sup>/<sub>2</sub>"

---

[BACK TO INDEX](#)

PAG > 268



# SALAMANCA

NEW  
*Product*

VANITY UNIT



FFU550006AAC

## MATERIALS

Top Stone ST0019  
Bottom Top Detail Wood Veneer VN0028 Satin Open Pore  
Box Wood Veneer VN0128 High Gloss Close Pore  
Structure & Details Brushed Brass MT0028

Handles FHD010039AAA (x2): 15x38x570 mm  
Solid Wood SW0007 Satin Open Pore & Brushed Brass MT0028



---

1500x650x850 mm

59" x 25 5/8" x 33 1/2"

---

[BACK TO INDEX](#)

PAG > 269



KYIV **NEW**  
*Product*  
VANITY UNIT



FFU550007AAC

**MATERIALS**

Top & Bottom Shelves Inlay Stone ST0019  
Structure & Doors Solid Wood SW0009 Satin Open Pore  
Box Interior Lacquered Wood LQ0009 Satin  
Top Shelves & Doors Interior Wood Veneer VN0162 Satin Open Pore  
Doors Front Inlay Leather LT0271  
Details Polished Stainless Steel MT0008

Handles FHD010035AAC (x2): 100x30x40 mm  
Polished Stainless Steel MT0008

---

2975x600x900 mm

117 1/8" x 23 5/8" x 35 3/8"



# KYIV II NEW *Product*

VANITY UNIT



FFU550008AAB

## MATERIALS

Top & Bottom Shelves Inlay Stone ST0019  
Structure & Doors Solid Wood SW0009 Satin Open Pore  
Box Interior Lacquered Wood LQ0009 Satin  
Top Shelves & Doors Interior Wood Veneer VN0162 Satin Open Pore  
Doors Front Inlay Leather LT0271  
Details Polished Stainless Steel MT0008

Handles FHD010035AAC (x2): 100x30x40 mm  
Polished Stainless Steel MT0008

---

1300x600x850 mm

51 1/8" x 23 5/8" x 33 1/2"



# CAPE TOWN NEW *Product*

VANITY UNIT



FFU550009AAB

## MATERIALS

Top Stone ST0019  
Box Wood Veneer VN0162 Satin Open Pore  
Doors Solid Wood SW0009 Satin Open Pore  
Doors Top Detail & Base Wood Veneer VN0028 Satin Open Pore  
Details Brushed Brass MT0028

---

1012x656x850 mm

39 7/8" x 25 7/8" x 33 1/2"

---

[BACK TO INDEX](#)

PAG > 272



# BALTIMORE *NEW Product*

VANITY UNIT



FFU550010AAB

## MATERIALS

Top Stone ST0019  
Box Wood Veneer VN0162 Satin Open Pore  
Doors Solid Wood SW0009 Satin Open Pore  
Base Wood Veneer VN0028 Satin Open Pore  
Details Brushed Brass MT0028

---

1205x650x850 mm

47 1/2"x25 5/8"x33 1/2"

---

[BACK TO INDEX](#)

PAG > 273



# BONDI NEW *Product*

VANITY UNIT



FFU550011AAB

## MATERIALS

Top Stone ST0089  
Box Wood Veneer VN0056 High Gloss Close Pore  
Side Shelves Black Mirror GM0047  
Structure & Details Brushed Brass MT0028

Handles FHD010038AAA (x2): 20x40x340 mm  
Solid Wood SW0007 Satin Open Pore & Knurl Brushed Brass MT0028

---

1230x650x850 mm

48 <sup>3</sup>/<sub>8</sub>"x25 <sup>5</sup>/<sub>8</sub>"x33 <sup>1</sup>/<sub>2</sub>"



# AGRA NEW *Product*

VANITY UNIT



FFU550012AAC

## MATERIALS

Top Stone ST0019  
Box & Drawer Front Wood Veneer VN0056 High Gloss Close Pore  
Drawer Inlay Leather LT0060  
Base & Details Brushed Brass MT0028

Handle FHD010032AAK: 400x37x15 mm  
Brushed Brass MT0028 & Knurl Brushed Brass MT0028

Towel Rack FTR010004AAA: 300x65x20 mm  
Brushed Brass MT0028

---

900x600x850 mm

35 3/8" x 23 5/8" x 33 1/2"





FURNITURE  
CLOSETS

2023 CATALOGUE

[BACK TO INDEX](#)



# WALK IN / LEXTON

CLOSET



FRATO'S WALK-IN/LEXTON Closet is thought to stand as a life-organizing tool and create a flawless, systematised, and uncluttered tailor-made refuge. Every garment or accessory is expected to belong to this perfectly fitted, unique and well-designed system, unveiling ones' life-style, personal choices as well as to outspokenly flatter the atmosphere. Special requests might be considered upon request.

**OVERALL DIMENSIONS WxDxH**  
CUSTOM



# WALK IN / LEXTON

CLOSET





THE COLLECTION







# UPHOLSTERY

2023 CATALOGUE

[BACK TO INDEX](#)



UPHOLSTERY

THE  
SECRET  
OF LUXURY  
SEATING  
*Traditionalists*





UPHOLSTERY  
ARMCHAIRS

2023 CATALOGUE

[BACK TO INDEX](#)



# MONACO

ARMCHAIR



FUP010005ABQ

## MATERIALS

Main Velvet VL0935

Structure Solid Wood SW0007 Satin Open Pore

---

## DIMENSIONS

730x730x720 mm

28 <sup>3</sup>/<sub>4</sub>"x28 <sup>3</sup>/<sub>4</sub>"x28 <sup>3</sup>/<sub>8</sub>"

---

[BACK TO INDEX](#)

PAG > 283



# RIGA

ARMCHAIR



FUP010025ADL

## MATERIALS

Exterior Fabric FB0389

Interior Fabric FB3012

Structure Solid Wood SW0007 Satin Open Pore

Details & Caps Brushed Brass MT0001

---

## DIMENSIONS

780x850x850 mm

30 3/4"x33 1/2"x33 1/2"

---

[BACK TO INDEX](#)

PAG > 284



# MONTREAL

ARMCHAIR



FUP010029ABT

## MATERIALS

Seat & Back Cushion Velvet VL0841

Sides & Back Fabric FB2280

Piping Leather LT0149

Structure Solid Wood SW0007 Satin Open Pore

Details Brushed Brass MT0028

---

## DIMENSIONS

720x820x870 mm

28 <sup>3</sup>/<sub>8</sub>"x32 <sup>1</sup>/<sub>4</sub>"x34 <sup>1</sup>/<sub>4</sub>"

---

[BACK TO INDEX](#)

PAG > 285



# DUBAI II

ARMCHAIR



FUP010022AAY

## MATERIALS

Main Satin SA0092  
Exterior Back & Piping Fabric FB2643  
Structure Solid Wood SW0007 Satin Open Pore  
Caps Polished Stainless Steel MT0008

---

## DIMENSIONS

640x600x820 mm

25 ¼" x 23 ⅝" x 32 ¼"

---

[BACK TO INDEX](#)

PAG > 286



# SAINT DENIS

ARMCHAIR



FUP010038AAA

## MATERIALS

Back & Seat Fabric FB2100  
Structure Solid Wood SW0007 Satin Open Pore  
Details & Caps Brushed Brass MT0001

---

## DIMENSIONS

750x730x810 mm

29 1/2"x28 3/4"x31 7/8"

---

[BACK TO INDEX](#)

PAG > 287



# DETROIT

ARMCHAIR



FUP010012AAL

## MATERIALS

Main Fabric FB2363  
Piping Satin SA0254  
Structure Solid Wood SW0007 Satin Open Pore  
Studs SD0014

Decorative Cushion not included FTX060006ADE:  
450x100x250 mm, Front & Back Satin SA0254, Piping Fabric FB2363

---

## DIMENSIONS

750x800x900 mm

29 ½" x 31 ½" x 35 ⅜"

---

[BACK TO INDEX](#)

PAG > 288



# KANSAS II

ARMCHAIR



FUP010020AAK

## MATERIALS

Main Fabric FB1458  
Piping Fabric FB1308  
Structure Solid Wood SW0007 Satin Open Pore  
Decorative Cushions Front & Back Fabric FB1308, Piping Fabric  
FB1458  
(Swivel Armchair)

---

## DIMENSIONS

900x900x650 mm

35  $\frac{3}{8}$ "x35  $\frac{3}{8}$ "x25  $\frac{5}{8}$ "

---

[BACK TO INDEX](#)

PAG > 289



# LILLE

ARMCHAIR



FUP010010AAH

## MATERIALS

Main Fabric FB2337  
Piping Leather LT0243  
Structure Solid Wood SW0007 Satin Open Pore  
Studs SD0002

---

## DIMENSIONS

780x700x710 mm

30 ¾"x27 ½"x28"

---

[BACK TO INDEX](#)

PAG > 290



# LA CONDESA

ARMCHAIR



FUP010019AAM

## MATERIALS

Interior Satin SA0178

Exterior Back & Piping Fabric FB2280

Structure Solid Wood SW0006 Satin Open Pore



---

## DIMENSIONS

700x800x890 mm

27 ½"x31 ½"x35"

---

[BACK TO INDEX](#)

PAG > 291



# TURIM

ARMCHAIR



FUP010024ADI

## MATERIALS

Interior Fabric FB2661

Exterior Velvet VL1061

Structure Solid Wood SW0006 Satin Close Pore

Decorative Cushion Front Fabric FB2661 & Back Velvet VL1061

---

## DIMENSIONS

800x950x930 mm

31 ½" x 37 ¾" x 36 ⅝"

---

[BACK TO INDEX](#)

PAG > 292



# CARMEL

ARMCHAIR



FUP010027ACA

## MATERIALS

Interior, Seat & Skirt Fabric FB3024

Exterior Linen LI0259

Structure Solid Wood SW0007 Satin Open Pore

Caps Brushed Brass MT0028

---

## DIMENSIONS

750x730x810 mm

29 1/2"x28 3/4"x31 7/8"

---

[BACK TO INDEX](#)

PAG > 293



# LINZ

ARMCHAIR



FUP010006AAD

## MATERIALS

Interior Fabric FB2626

Exterior Back Velvet VL0836

Structure Solid Wood SW0007 Satin Open Pore

Studs SD0009

---

## DIMENSIONS

720x700x750 mm

28 <sup>3</sup>/<sub>8</sub>"x27 <sup>1</sup>/<sub>2</sub>"x29 <sup>1</sup>/<sub>2</sub>"

---

[BACK TO INDEX](#)

PAG > 294





# DUBAI

ARMCHAIR



FUP010016ABV

## MATERIALS

Main Fabric FB2337  
Exterior Back & Piping Velvet VL0839  
Structure Solid Wood SW0007 Satin Open Pore  
Caps Brushed Brass MT0028

---

## DIMENSIONS

740x680x820 mm

29 1/8" x 26 3/4" x 32 1/4"

---

[BACK TO INDEX](#)

PAG > 295



# STRASBOURG

ARMCHAIR



FUP010057AAA

## MATERIALS

Main Fabric FB2277

Details Brushed Brass MT0028

Structure Solid Wood SW0007 Satin Open Pore

---

## DIMENSIONS

730x780x780 mm

28 <sup>3</sup>/<sub>4</sub>"x30 <sup>3</sup>/<sub>4</sub>"x30 <sup>3</sup>/<sub>4</sub>"

---

[BACK TO INDEX](#)

PAG > 296



# VANCOUVER

ARMCHAIR



FUP010028ABC

## MATERIALS

Main Velvet VL0836  
Side Bars Fabric FB1847  
Structure Solid Wood SW0007 Satin Open Pore  
Details Brushed Brass MT0028

---

## DIMENSIONS

760x830x870 mm

29 7/8" x 32 5/8" x 34 1/4"

---

[BACK TO INDEX](#)

PAG > 297



# BRASILIA

ARMCHAIR



FUP010037AAM

## MATERIALS

Main Fabric FB2294  
Piping Leather LT0319  
Structure Solid Wood SW0007 Satin Open Pore  
Details & Caps Brushed Brass MT0028

Decorative Cushion not included FTX060019AAA  
450x100x250 mm, Front, Back & Piping Fabric FB2288

---

## DIMENSIONS

720x850x900 mm

28 <sup>3</sup>/<sub>8</sub>"x33 <sup>1</sup>/<sub>2</sub>"x35 <sup>3</sup>/<sub>8</sub>"

---

[BACK TO INDEX](#)

PAG > 298



# ABU DHABI

ARMCHAIR



FUP010015AAN

## MATERIALS

Main Fabric FB2641

Piping Leather Trimming TM0008

Structure Solid Wood SW0007 Satin Open Pore

---

## DIMENSIONS

620x610x755 mm

24 <sup>3</sup>/<sub>8</sub>"x24"x29 <sup>3</sup>/<sub>4</sub>"



# COMO

ARMCHAIR



FUP010026AEO

## MATERIALS

Base Leather LT0108  
Seat & Back Fabric FB0407  
Details Brushed Brass MT0028  
Structure Lacquered Wood LQ0005 Satin  
Decorative Cushions Front & Back Fabric FB0311

Decorative Cushion not included FTX060005AAH:  
450x100x250 mm, Front & Back Fabric FB0407

---

## DIMENSIONS

1050x1050x750 mm

41  $\frac{3}{8}$ "x41  $\frac{3}{8}$ "x29  $\frac{1}{2}$ "

---

[BACK TO INDEX](#)

PAG > 300



# VERDI

ARMCHAIR



FUP010018AAR

## MATERIALS

Main Fabric FB3069  
Piping Satin SA0265  
Details Brushed Brass MT0001  
Studs SD0009

---

## DIMENSIONS

720x680x790 mm

28  $\frac{3}{8}$ "x26  $\frac{3}{4}$ "x31  $\frac{1}{8}$ "

---

[BACK TO INDEX](#)

PAG > 301



# SAMARA I

ARMCHAIR



FUP010041ABT

## MATERIALS

Main Fabric FB0697  
Piping Velvet VL0768  
Skirt Wood Veneer VN0028 Satin Open Pore  
Base Brushed Brass MT0028

---

## DIMENSIONS

840x800x790 mm

33 1/8" x 31 1/2" x 31 1/8"

---

[BACK TO INDEX](#)

PAG > 302



# SAMARA II

ARMCHAIR



FUP010044AAA

## MATERIALS

Main Fabric FB2277  
Piping Velvet VL0280  
Structure Solid Wood SW0007 Satin Open Pore  
Details Brushed Brass MT0028

---

## DIMENSIONS

870x800x790 mm

34 ¼"x31 ½"x31 ⅛"

---

[BACK TO INDEX](#)

PAG > 303



# LUCERNE

ARMCHAIR



FUP010045AAW

## MATERIALS

Main Fabric FB2627

Details Brushed Brass MT0028

Structure Solid Wood SW0007 Satin Open Pore

Decorative Cushion not included FTX060051AAA (x1):

450x100x250 mm, Front Fabric FB2282, Back & Piping Satin SA0260

---

## DIMENSIONS

750x750x820 mm

29 ½"x29 ½"x32 ¼"

---

[BACK TO INDEX](#)

PAG > 304



# UDAIPUR

ARMCHAIR



FUP010043AAA

## MATERIALS

Main Velvet VL0632

Details Brushed Brass MT0028

Sides Wood Veneer VN0161 Satin Open Pore



---

## DIMENSIONS

980x800x780 mm

38 5/8" x 31 1/2" x 30 3/4"

---

[BACK TO INDEX](#)

PAG > 305



# AMER

ARMCHAIR



FUP010042AAU

## MATERIALS

Seat & Back Fabric FB2282  
Piping Satin SA0260  
Structure Solid Wood SW0007 Satin Open Pore  
Caps & Details Brushed Brass MT0028

Decorative Cushion not included FTX060045AAA:  
500x150x250 mm, Front Velvet VL0759, Back Satin SA0260, Piping  
Leather Trimming TM0003

---

## DIMENSIONS

700x700x780 mm

27 ½"x27 ½"x30 ¾"



# ANAFI

ARMCHAIR



FUP010040AAC

## MATERIALS

Seat & Back Velvet VL0280  
Structure Solid Wood SW0007 Satin Open Pore  
Details Brushed Brass MT0028

Decorative Cushion not included FTX060054AAC (x1):  
500x100x250 mm, Front Fabric FB2420, Back & Piping Velvet VL0280

---

## DIMENSIONS

720x740x900 mm

28  $\frac{3}{8}$ "x29  $\frac{1}{8}$ "x35  $\frac{3}{8}$ "

---

[BACK TO INDEX](#)

PAG > 307



# MARRAKESH

ARMCHAIR



FUP010046ABU

## MATERIALS

Exterior Back Fabric FB2423  
Piping Leather LT0243  
Interior Velvet VL0836  
Structure Wood Veneer VN0028 Satin Open Pore  
Details Brushed Brass MT0028  
(Swivel Armchair)

Decorative Cushion not included FTX060052ABJ (x1):  
450x100x250 mm, Front Fabric FB2423, Back & Piping Satin SA0262

---

## DIMENSIONS

800x700x760 mm

31 ½" x 27 ½" x 29 ⅞"

---

[BACK TO INDEX](#)

PAG > 308



# MINSK

ARMCHAIR



FUP010047AAQ

## MATERIALS

Structure Solid Wood SW0007 Satin Open Pore

Seat & Interior Back Fabric FB2309

Exterior Back Fabric FB2452

Details Brushed Brass MT0028

Decorative Cushion Front & Back Fabric FB2452

---

## DIMENSIONS

760x715x760 mm

29 7/8" x 28 1/8" x 29 7/8"

---

[BACK TO INDEX](#)

PAG > 309



# CAIRO

ARMCHAIR



FUP010048AAE

## MATERIALS

Seat & Back Velvet VL0873  
Structure Solid Wood SW0007 Satin Open Pore  
Details Brushed Brass MT0028

Decorative Cushion not included FTX060056AAA:  
450x100x250 mm, Front Fabric FB2457, Back & Piping Velvet VL0873

---

## DIMENSIONS

740x660x800 mm

29 1/8" x 26" x 31 1/2"

---

[BACK TO INDEX](#)

PAG > 310



# ROTTERDAM

ARMCHAIR



FUP010050AAA

## MATERIALS

Structure Painted Iron MT0020

Details Wood Veneer VN0028 Satin Open Pore

Caps & Details Brushed Brass MT0028

Main Linen LI0193

---

## DIMENSIONS

780x690x760 mm

30 3/4"x27 1/8"x29 7/8"

---

[BACK TO INDEX](#)

PAG > 311



# COPENHAGEN

ARMCHAIR



FUP010053AAA

## MATERIALS

Exterior Back & Seat Fabric FB2641

Interior Back Velvet VL0836

Skirt Brushed Brass MT0028

Base Wood Veneer VN0028 Satin Open Pore

Decorative Cushion not included FTX060080AAA:

550x100x350mm, Front & Back Velvet VL0871, Piping Satin SA0265

Decorative Cushion not included FTX060080AAB:

450x100x250mm, Front Fabric FB2936, Back & Piping Satin SA0265



---

## DIMENSIONS

1050x950x800 mm

41 3/8" x 37 3/8" x 31 1/2"



# GSTAAD

ARMCHAIR



FUP010052AAA

## MATERIALS

Seat, Piping & Back Detail Velvet VL0836

Back Fabric FB2626

Details Brushed Brass MT0028

Structure Solid Wood SW0009 Satin Open Pore

Decorative Cushion not included FTX060081AAA:

450x100x300mm, Front Velvet VL1026, Back Satin SA0262, Piping Fabric FB2937

Decorative Cushion not included FTX060081AAB:

350x100x250mm, Front & Piping Fabric FB2937, Back Satin SA0262



## DIMENSIONS

930x800x800 mm

36 5/8" x 31 1/2" x 31 1/2"



# GSTAAD II

ARMCHAIR



FUP010054AAA

## MATERIALS

Seat, Piping & Back Detail Velvet VL0836

Back Fabric FB2626

Details Brushed Brass MT0028

Structure Solid Wood SW0009 Satin Open Pore

Decorative Cushion not included FTX060082AAA:

450x100x300mm, Front Velvet VL1026, Back Satin SA0262, Piping Fabric FB2937

Decorative Cushion not included FTX060082AAB:

350x100x250mm, Front & Piping Fabric FB2937, Back Satin SA0262

---

## DIMENSIONS

930x800x800 mm

36 5/8" x 31 1/2" x 31 1/2"



# BEIRUT NEW Product

ARMCHAIR



FUP010055AAA

## MATERIALS

Back & Skirt Fabric FB3023

Seat Velvet VL0840

Structure Solid Wood SW0007 Satin Open Pore

Details Brushed Brass MT0028

---

## DIMENSIONS

710x725x800 mm

28"x28 ½"x31 ½"

---

[BACK TO INDEX](#)

PAG > 315





UPHOLSTERY

# SOFAS

2023 CATALOGUE

[BACK TO INDEX](#)



# VERONA

SOFA



FUP220021ABN

## MATERIALS

Interior Back & Seat Fabric FB2275

Exterior Back Leather LT0319

Piping & Details Brushed Brass MT0001

Structure Solid Wood SW0011 High Gloss Close Pore

Decorative Cushions not included FTX060017AAC (x2)

500x150x500 mm, Front, Back & Piping Satin SA0264

Decorative Cushions not included FTX060017AAD (x2)

400x100x400 mm, Front & Back Fabric FB2282, Piping Satin SA0264

## DIMENSIONS

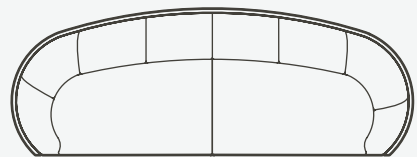
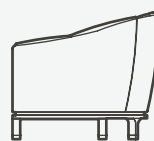
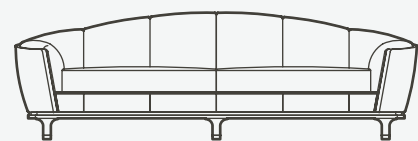
2600x950x820 mm

102  $\frac{3}{8}$ "x37  $\frac{3}{8}$ "x32  $\frac{1}{4}$ "

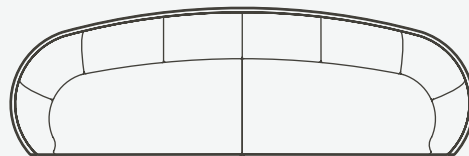
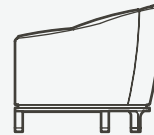
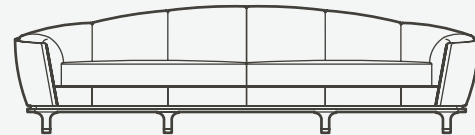


# VERONA

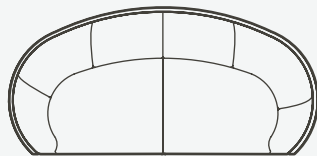
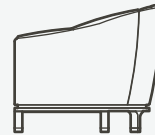
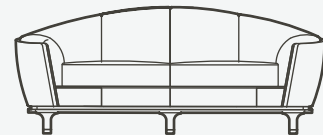
SOFA



2600x950x820 mm



3000x950x820 mm



2000x950x820 mm



# DOVER

SOFA



FUP220018ABR

## MATERIALS

Main & Stripes Velvet VL0836

Base Solid Wood SW0007 Satin Open Pore

Details Brushed Brass MT0028

Decorative Cushions not included FTX060031AAV (x2):

450x150x450mm – Front Fabric FB2648, Back & Piping Velvet VL0875

Decorative Cushions not included FTX060031AAW (x2):

450x150x450mm – Front Linen LI0229, Back & Piping Velvet VL0875

---

## DIMENSIONS

2600x970x770 mm

102 3/8" x 38 1/4" x 30 1/4"



# DOVER

SOFA



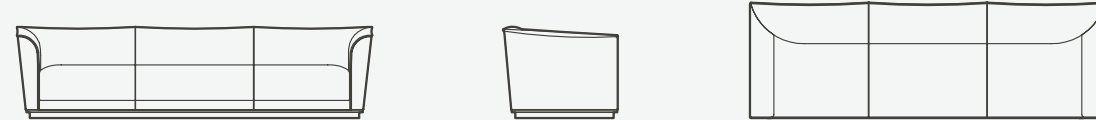
2000x970x770 mm



1200x970x770 mm



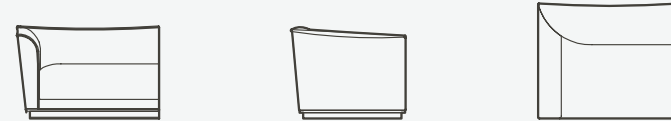
2600x970x770 mm



3000x970x770 mm



2000x970x770 mm



1200x970x770 mm



2600x970x770 mm



3000x970x770 mm



2000x970x770 mm



1200x970x770 mm



2600x970x770 mm



3000x970x770 mm



# ROCKHAMPTON

SOFA



FUP220016AFI

## MATERIALS

Main Velvet VL0836, Details Brushed Brass MT0028  
Base Solid Wood SW0007 Satin Open Pore

Decorative Cushions not included FTX060002ABI (x2):  
500x150x500 mm, Front & Back Satin SA0264  
Decorative Cushions not included FTX060002ACW (x2):  
500x150x500 mm, Front Fabric FB1847, Back Velvet VL0841  
Decorative Cushions not included FTX060002AAW (x2):  
500x150x500 mm, Front & Back Fabric FB2280

---

## DIMENSIONS

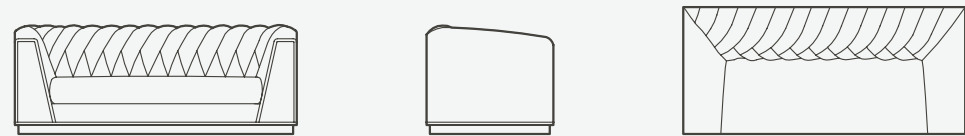
2600x900x770 mm

102 3/8" x 35 3/8" x 30 1/4"

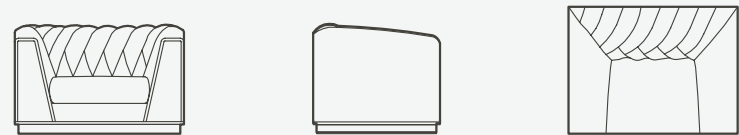


# ROCKHAMPTON

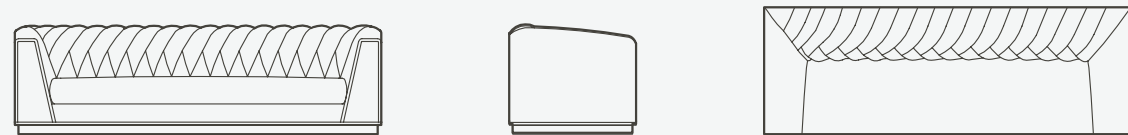
SOFA



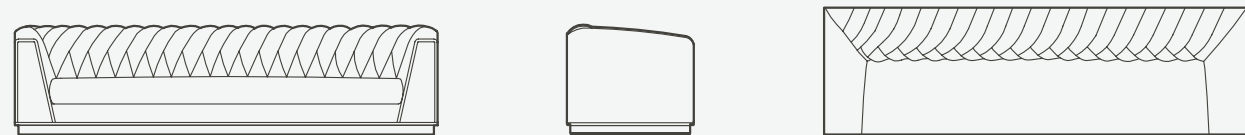
2000x900x770 mm



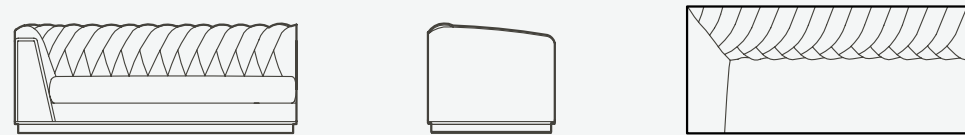
1200x900x770 mm



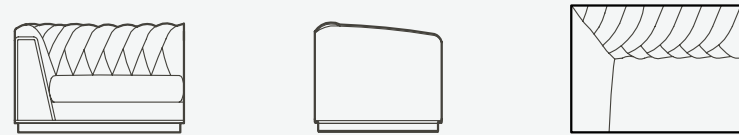
2600x900x770 mm



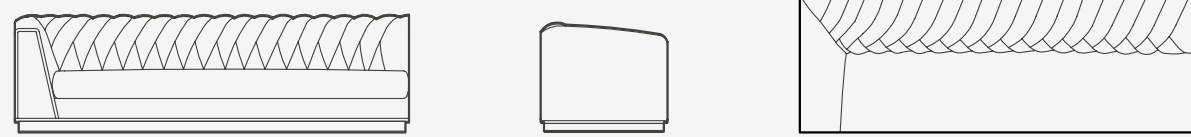
3000x900x770 mm



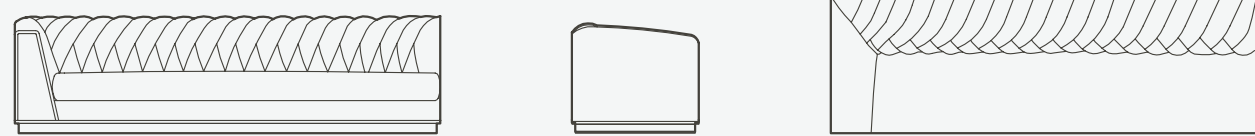
2000x900x770 mm



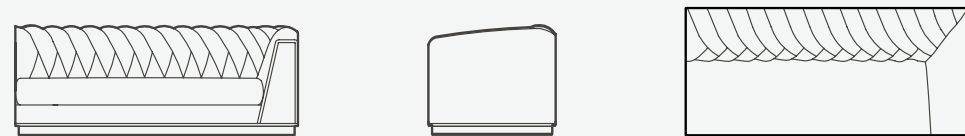
1200x900x770 mm



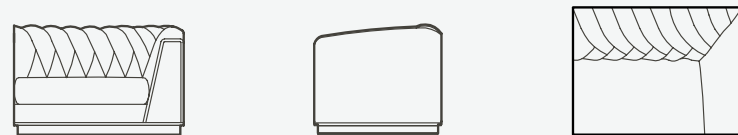
2600x900x770 mm



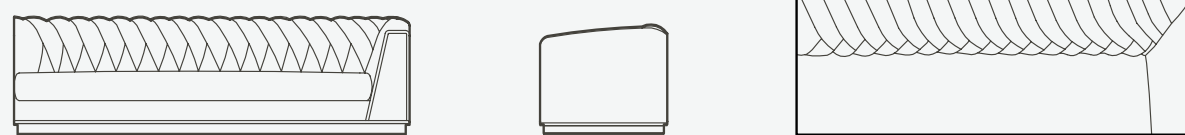
3000x900x770 mm



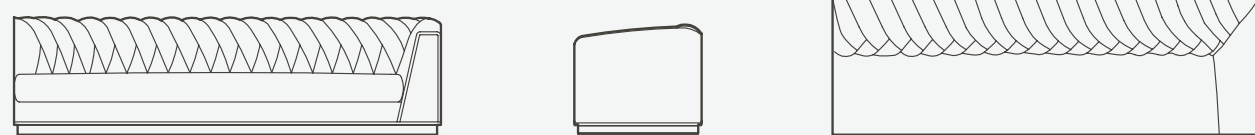
2000x900x770 mm



1200x900x770 mm



2600x900x770 mm



3000x900x770 mm



# CAMBRIDGE

SOFA



FUP220017ADF

## MATERIALS

Main Velvet VL0836  
Detail Wood Veneer VN0050 High Gloss Close Pore  
Base Brushed Brass MT0028

Decorative Cushions not included FTX060039ABO (x2):  
500x150x500 mm, Front Fabric FB2412, Back Satin SA0262  
Decorative Cushions not included FTX060039ABP (x2):  
500x150x500 mm, Front Fabric FB2853, Back Satin SA0262

---

## DIMENSIONS

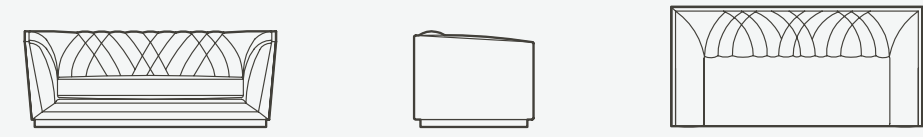
2600x950x760 mm

102  $\frac{3}{8}$ "x37  $\frac{3}{8}$ "x29  $\frac{7}{8}$ "

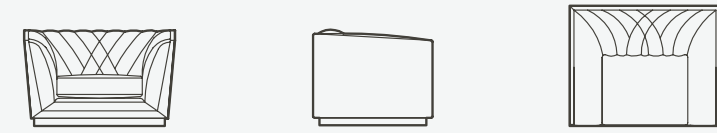


# CAMBRIDGE

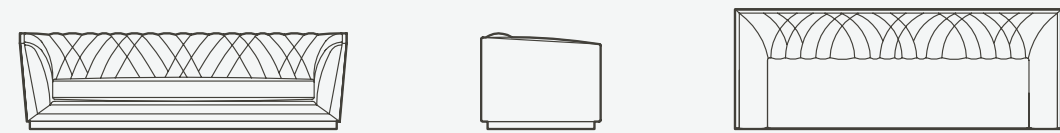
SOFA



2000x950x760 mm



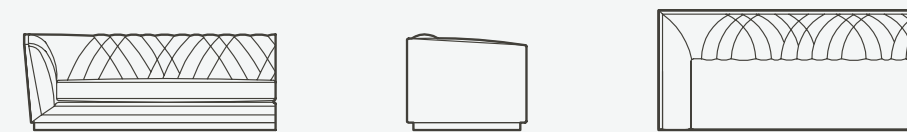
1200x950x760 mm



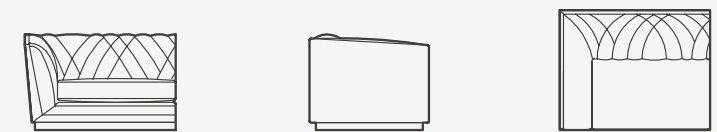
2600x950x760 mm



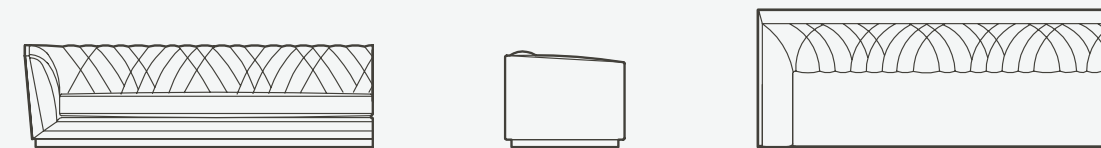
3000x950x760 mm



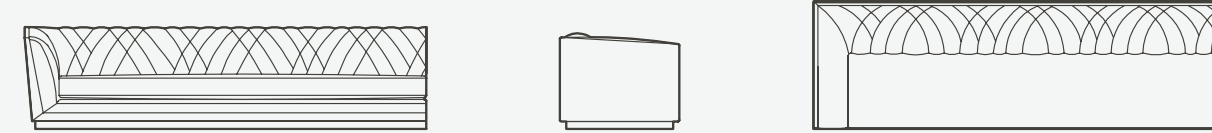
2000x950x760 mm



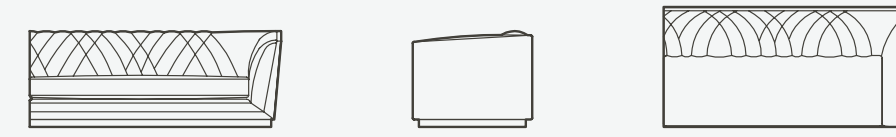
1200x950x760 mm



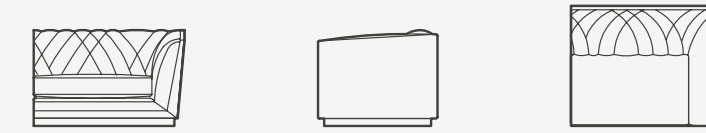
2600x950x760 mm



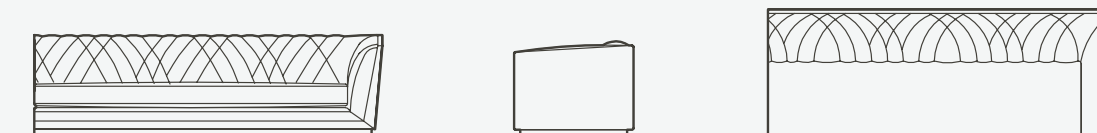
3000x950x760 mm



2000x950x760 mm



1200x950x760 mm



2600x950x760 mm



3000x950x760 mm



# MINESOTA

SOFA



FUP220060AAB

## MATERIALS

Main Velvet VL0450

Base Brushed Brass MT0028

Studs SD0010

Decorative Cushions not included FTX060013AAD (x2):  
650x100x300 mm, Front & Back Fabric FB1847

---

## DIMENSIONS

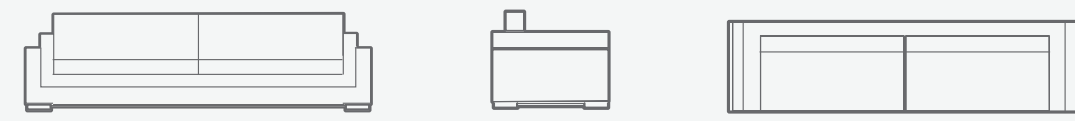
2600x1000x860 mm

102 3/8" x 39 3/8" x 33 7/8"

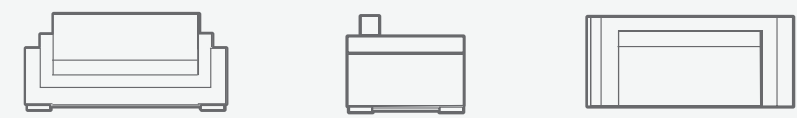


# MINESOTA

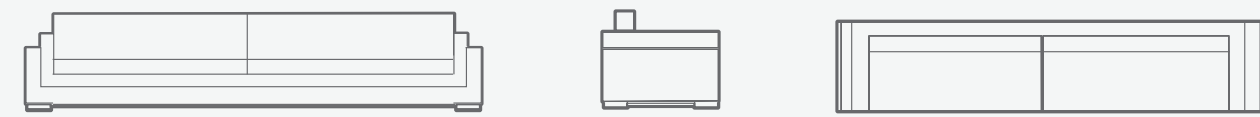
SOFA



2000x1000x860 mm



1200x1000x860 mm



2600x1000x860 mm



3000x1000x860 mm



2000x1000x860 mm



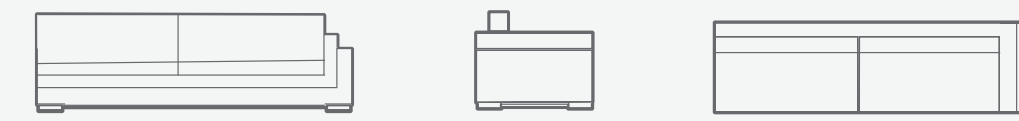
1200x1000x860 mm



2600x1000x860 mm



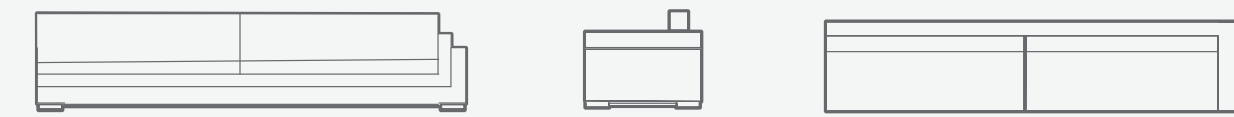
3000x1000x860 mm



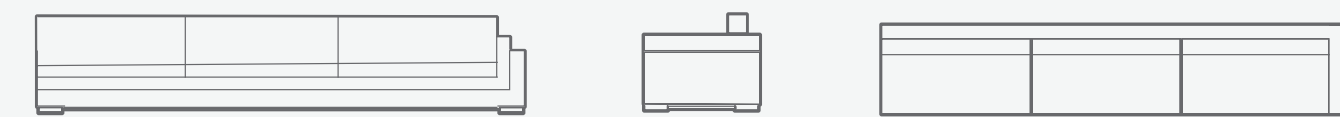
2000x1000x860 mm



1200x1000x860 mm



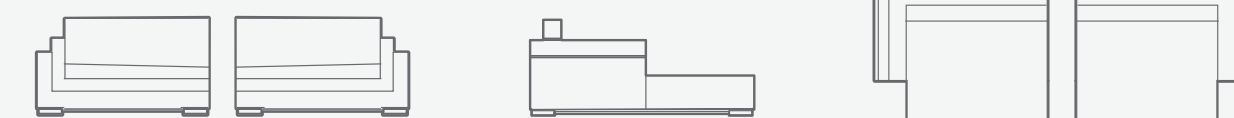
2600x1000x860 mm



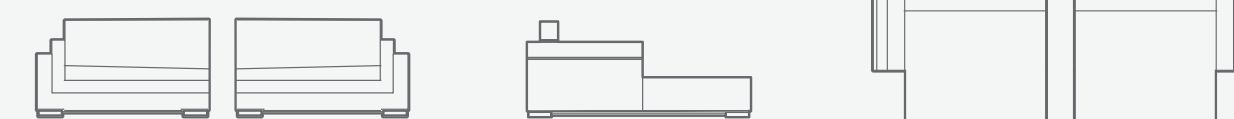
3000x1000x860 mm



1000x1000x860 mm



1200x1600x860 mm



1200x1800x860 mm



830x830x400 mm

1000x1000x400 mm

1000x700x400 mm



# MOSCOW

SOFA



FUP220001AEM

## MATERIALS

Main Velvet VL0836

Piping Leather LT0155

Structure Brushed Brass MT0001

Decorative Cushions not included FTX060018AAD (x4):  
400x150x400 mm, Front & Back Satin SA0119, Piping Satin SA0120

---

## DIMENSIONS

2600x990x830 mm

102 3/8" x 39" x 32 5/8"

---

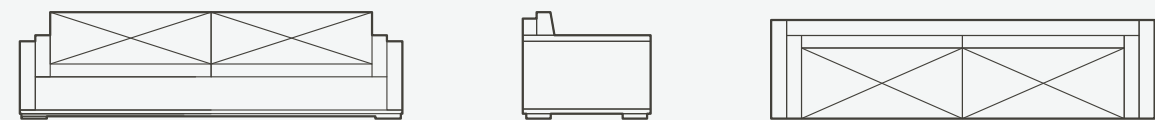
[BACK TO INDEX](#)

PAG > 327

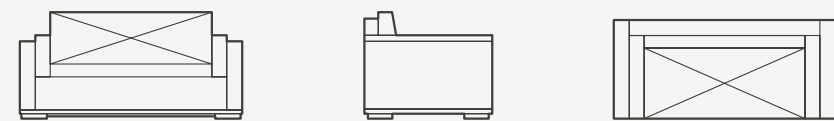


# MOSCOW

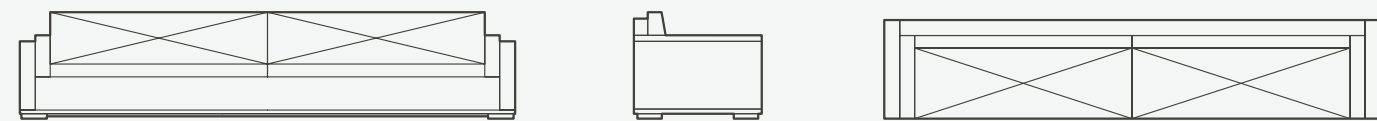
SOFA



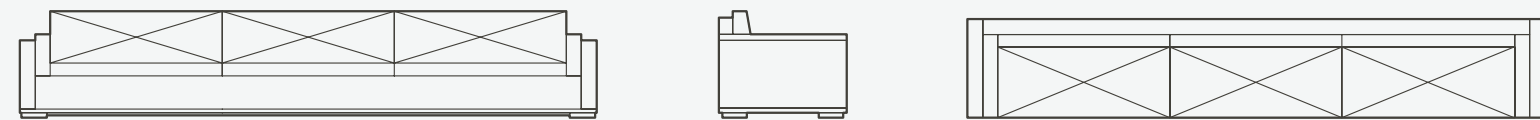
2000x990x835 mm



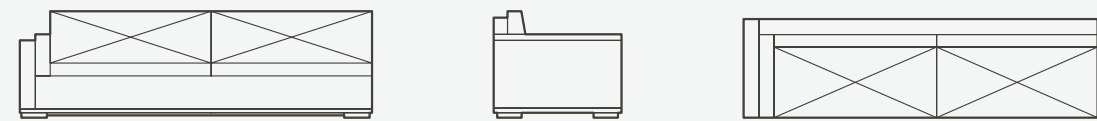
1200x990x835 mm



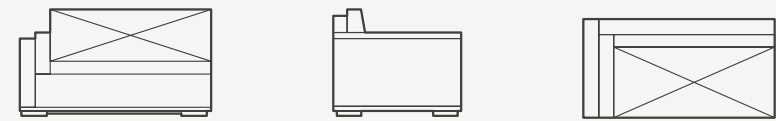
2600x990x835 mm



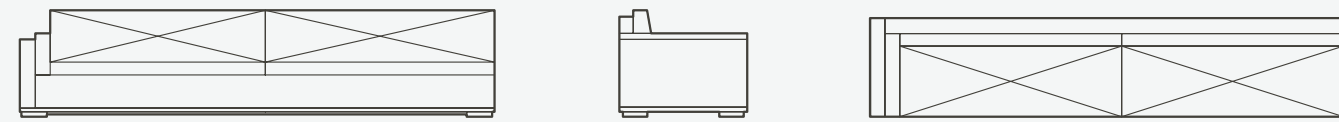
3000x990x835 mm



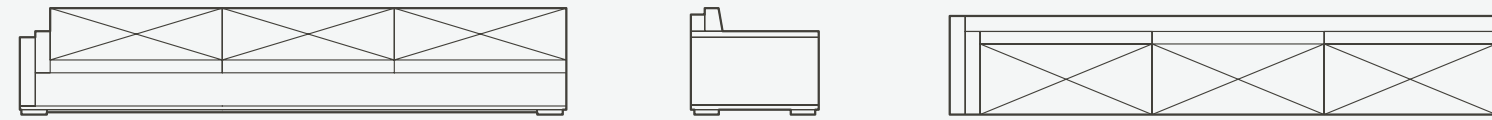
2000x990x835 mm



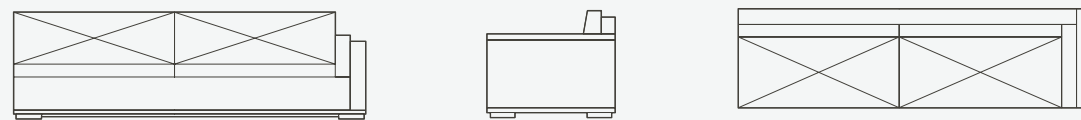
1200x990x835 mm



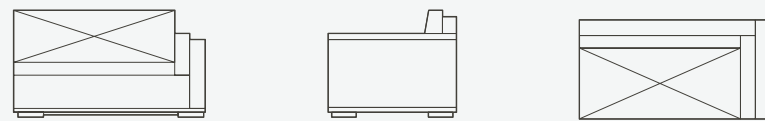
2600x990x835 mm



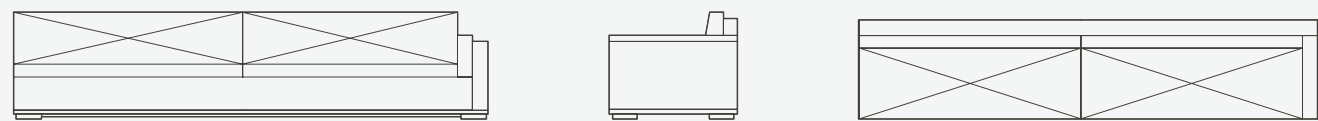
3000x990x835 mm



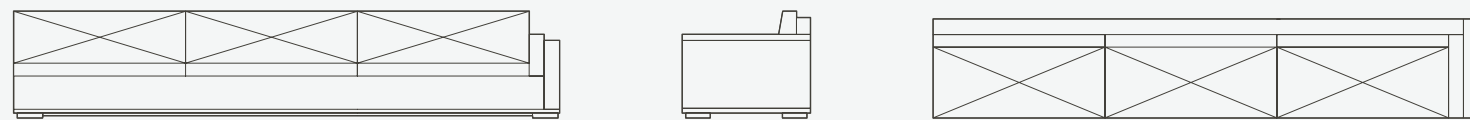
2000x990x835 mm



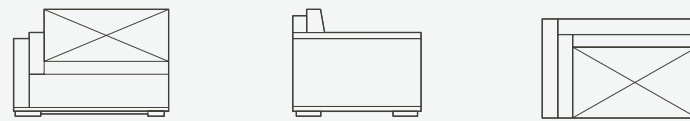
1200x990x835 mm



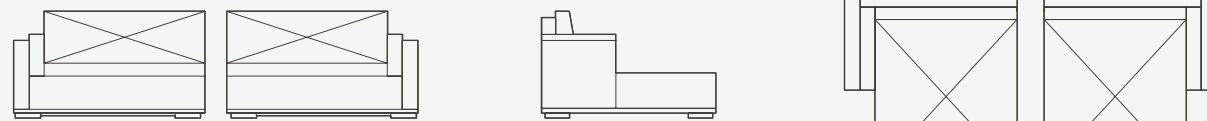
2600x990x835 mm



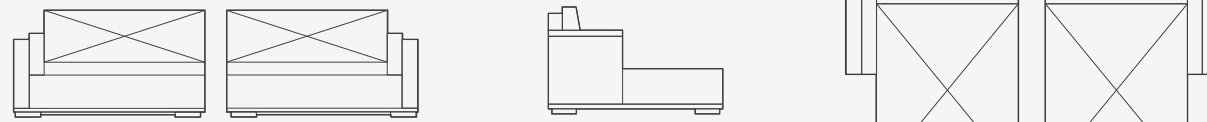
3000x990x835 mm



1000x990x835 mm



1200x1600x835 mm



1200x1800x835 mm



830x830x400 mm

1000x1000x400 mm

1000x700x400 mm



# SALZBOURG

SOFA



FUP220019ABT

## MATERIALS

Main Fabric FB2649  
Structure Solid Wood SW0007 Satin Open Pore  
Details Brushed Brass MT0028

Decorative Cushions not included FTX060014AAE (x2):  
500x150x500 mm, Front Fabric FB2934, Back Fabric FB2705

---

## DIMENSIONS

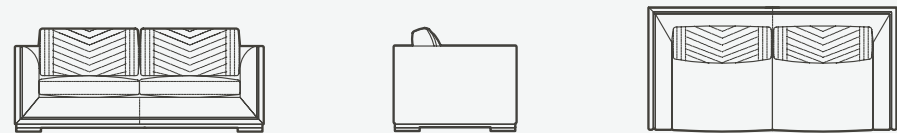
2600x990x830 mm

102 3/8"x39"x32 5/8"



# SALZBOURG

SOFA



2000x990x830 mm



1200x990x830 mm



2600x990x830 mm



3000x990x830 mm



2000x990x830 mm



1200x990x830 mm



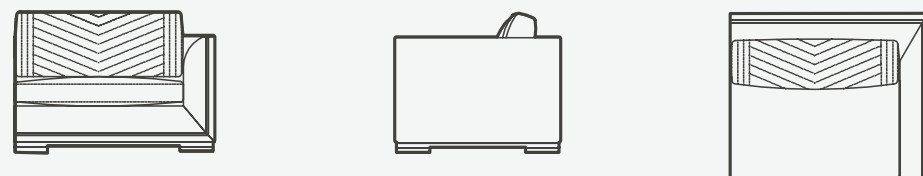
2600x990x830 mm



3000x990x830 mm



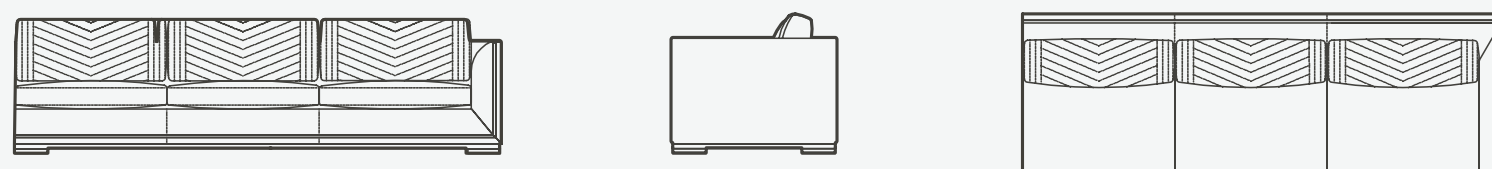
2000x990x830 mm



1200x990x830 mm



2600x990x830 mm



3000x990x830 mm



# TRIBECA

SOFA



FUP220012AAC

## MATERIALS

Main Fabric FB2326  
Piping Satin SA0092  
Structure Brushed Brass MT0001

Decorative Cushions not included FTX060028AAI (x2):  
500x150x500 mm, Front & Back Satin SA0092, Piping Velvet VL0840  
Decorative Cushions not included FTX060028AAJ (x2):  
400x150x400 mm, Front & Piping Velvet VL0840, Back Satin SA0092



## DIMENSIONS

2600x1000x850 mm

102 3/8" x 39 3/8" x 33 1/2"

[BACK TO INDEX](#)

PAG > 331

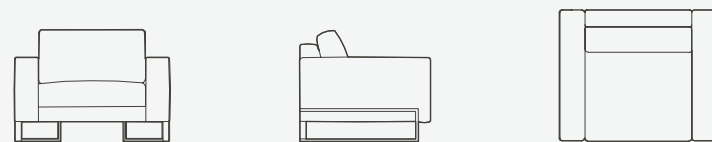


# TRIBECA

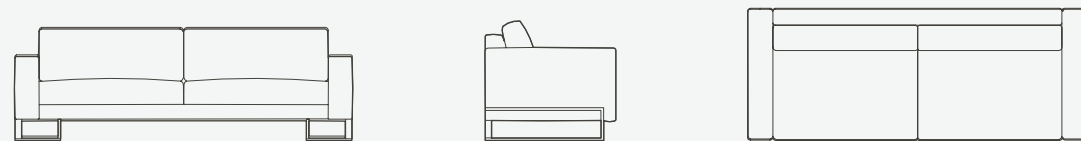
SOFA



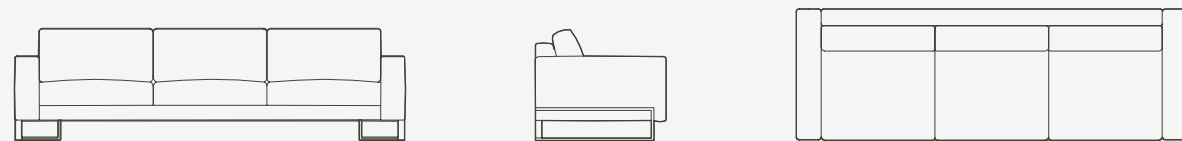
2000x1000x850 mm



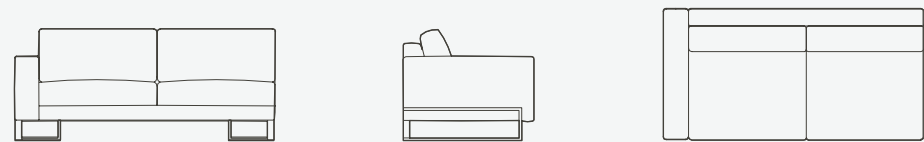
1200x1000x850 mm



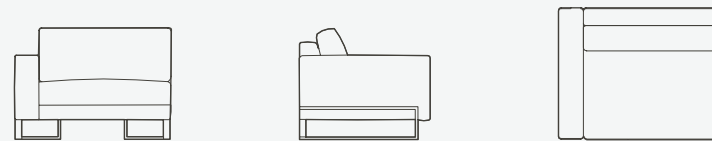
2600x1000x850 mm



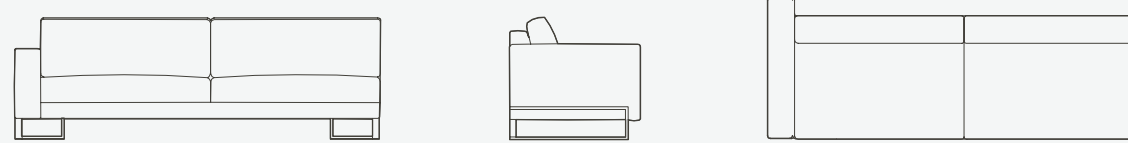
3000x1000x850 mm



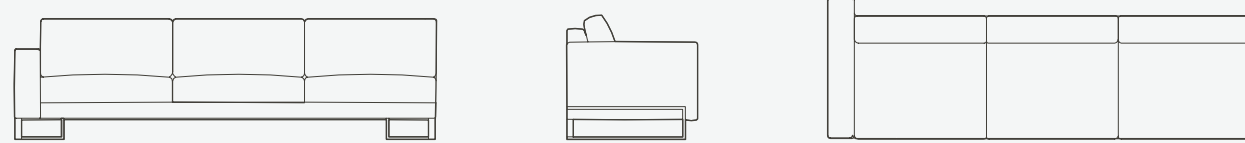
2000x1000x850 mm



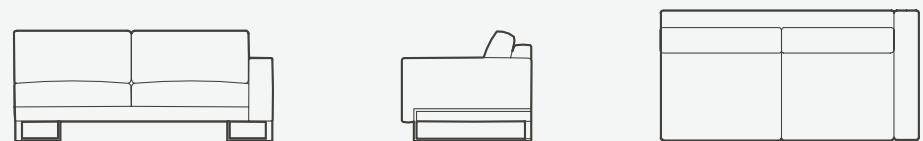
1200x1000x850 mm



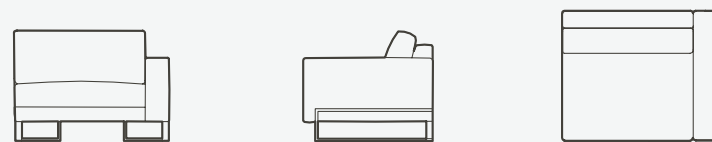
2600x1000x850 mm



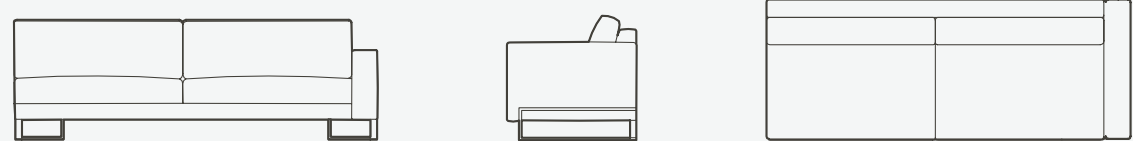
3000x1000x850 mm



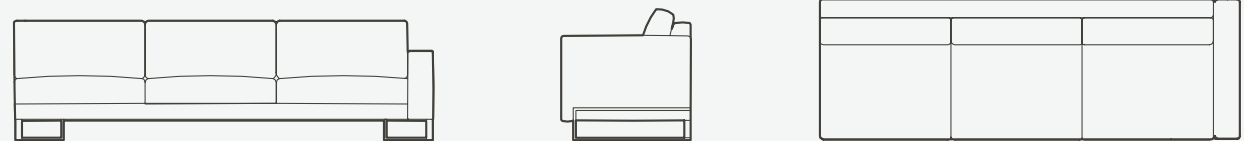
2000x1000x850 mm



1200x1000x850 mm



2600x1000x850 mm



3000x1000x850 mm



# PABLO

SOFA



FUP220011AAT

## MATERIALS

Main Fabric FB2325

Piping Satin SA0092

Structure Brushed Brass MT0001

Decorative Cushions not included FTX060030AAZ (x2):

500x150x500mm, Front & Back Satin SA0092, Piping Velvet VL0840

Decorative Cushions not included FTX060030ABF (x2):

400x150x400mm, Front & Piping Velvet VL0840, Back Satin SA0092



## DIMENSIONS

2600x1000x830 mm

102  $\frac{3}{8}$ "x39  $\frac{3}{8}$ "x32  $\frac{5}{8}$ "



# PABLO

SOFA



2000x1000x830 mm



1200x1000x830 mm



2600x1000x830 mm



3000x1000x830 mm



2000x1000x830 mm



1200x1000x830 mm



2600x1000x830 mm



3000x1000x830 mm



2000x1000x830 mm



1200x1000x830 mm



2600x1000x830 mm



3000x1000x830 mm



# CALIFORNIA

SOFA



FUP220005ABD

## MATERIALS

Main Velvet VL0836

Structure Brushed Brass MT0028

Decorative Cushions not included FTX060009ACS (x2):  
450x150x450mm, Front Fabric FB2412 & Back Satin SA0262

Decorative Cushions not included FTX060009ACT (x2):  
450x150x450mm, Front Fabric FB2853 & Back Satin SA0262

---

## DIMENSIONS

2600x1020x860 mm

102 3/8" x 40 1/8" x 33 7/8"

---

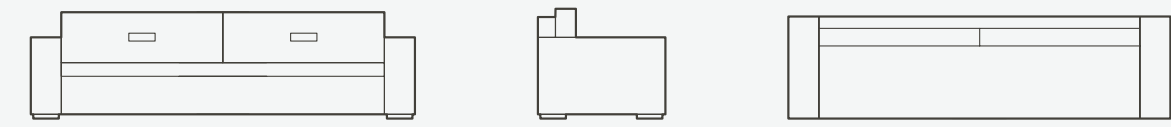
[BACK TO INDEX](#)

PAG > 335

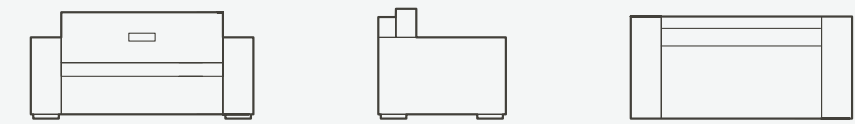


# CALIFORNIA

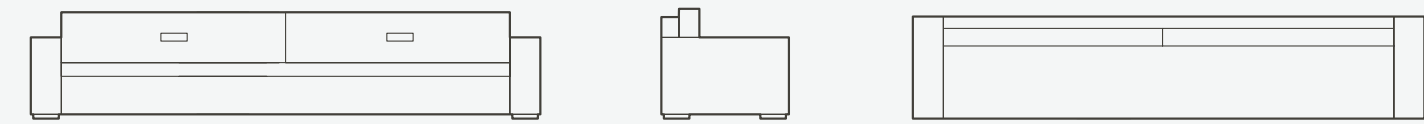
SOFA



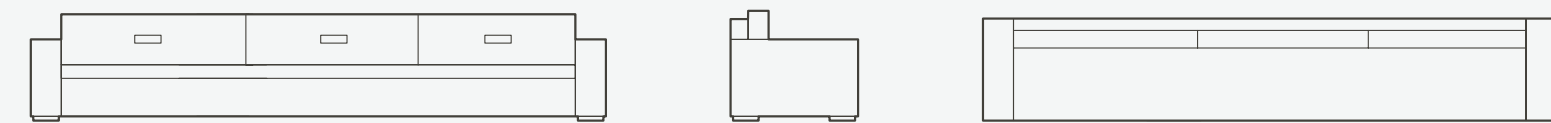
2000x1020x860 mm



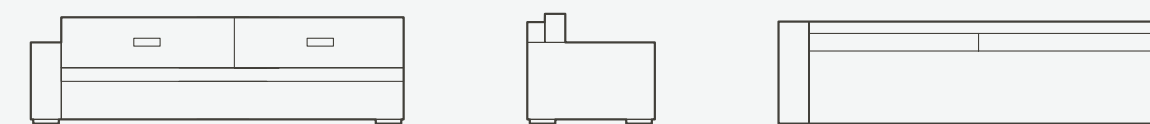
1200x1020x860 mm



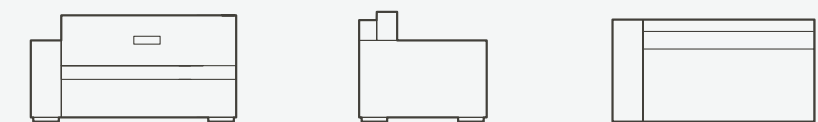
2600x1020x860 mm



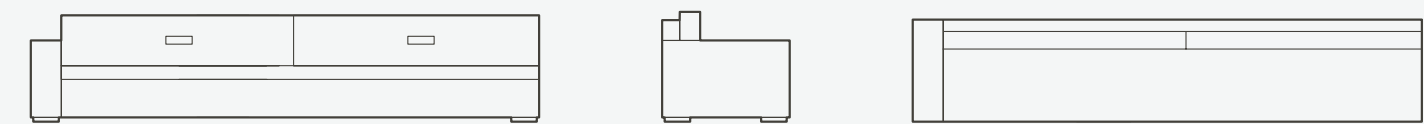
3000x1020x860 mm



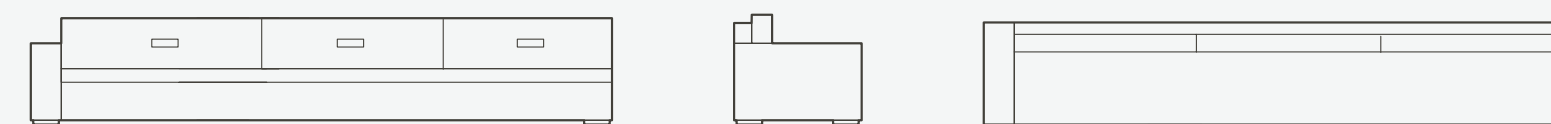
2000x1020x860 mm



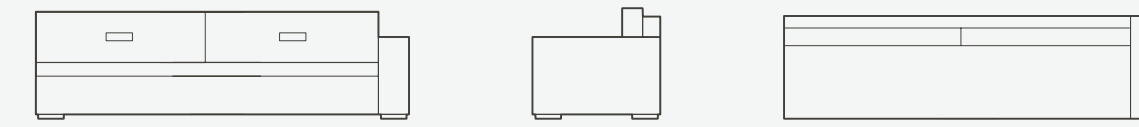
1200x1020x860 mm



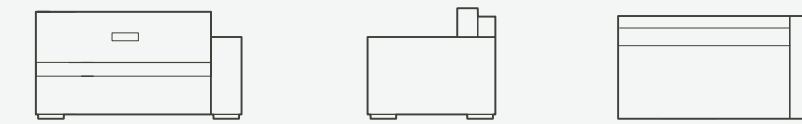
2600x1020x860 mm



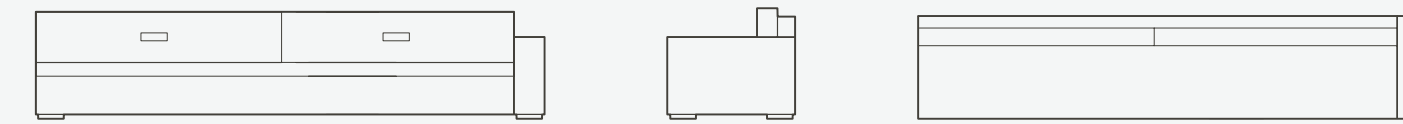
3000x1020x860 mm



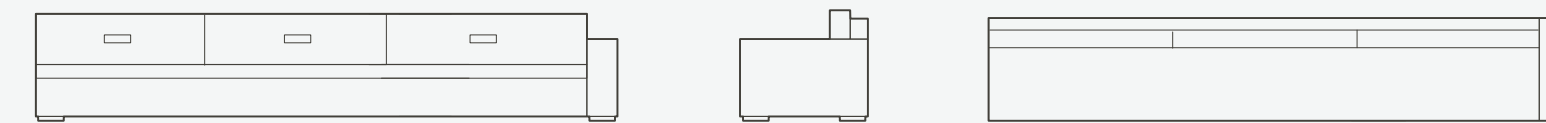
2000x1020x860 mm



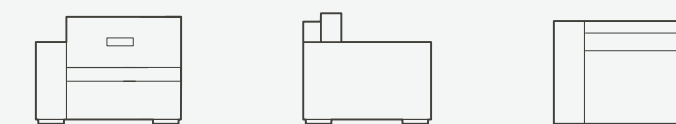
1200x1020x860 mm



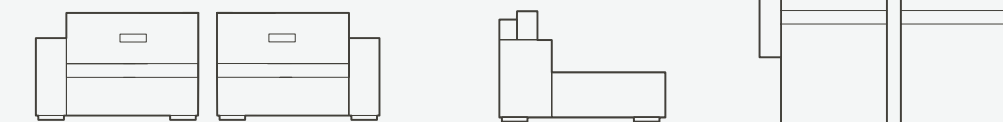
2600x1020x860 mm



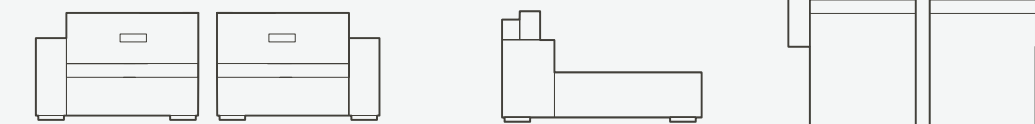
3000x1020x860 mm




1000x1020x860 mm



1200x1600x860 mm



1200x1800x860 mm



830x830x400 mm

1000x1000x400 mm

1000x700x400 mm



# COMO

SOFA



FUP220020AAA

## MATERIALS

Seat & Back Velvet VL0280

Base Fabric FB2277

Details Brushed Brass MT0028

Structure Solid Wood SW0007 Satin Open Pore

Decorative Cushions not included: FTX060005AEB (x2)

500x150x500 mm, Front & Back Fabric FB2278, Piping Trimming TM0001

Decorative Cushions not included: FTX060005AEC (x2)

500x150x500 mm, Front & Back Fabric FB2279, Piping Trimming TM0001

---

## DIMENSIONS

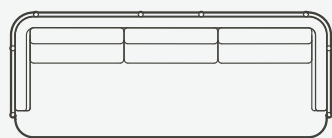
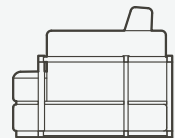
2600x1015x800 mm

102 3/8"x40"x31 1/2"

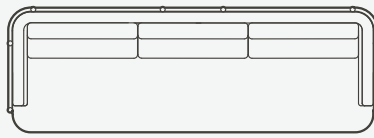
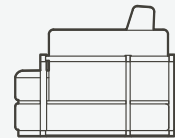


# COMO

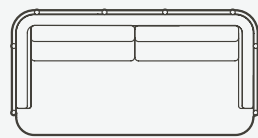
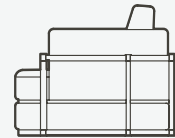
SOFA



2600x1015x800 mm



3000x1015x800 mm



2000x1015x800 mm



# SOUTH LOOP

SOFA



FUP220013AC1

## MATERIALS

Main Fabric FB2917

Details Brushed Brass MT0028

Decorative Cushions not included FTX060024AAI (x2):  
400x150x400mm, Front Fabric FB2412, Back Satin SA0262

Decorative Cushions not included FTX060024AAJ (x2):  
500x150x500mm, Front Fabric FB2525, Back Satin SA0262



---

## DIMENSIONS

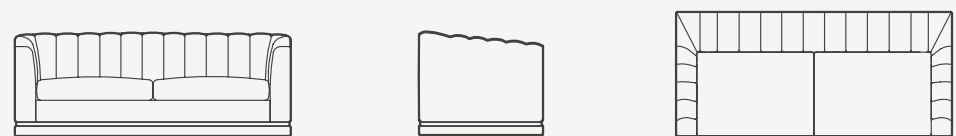
2200x900x800 mm

86 5/8" x 35 3/8" x 31 1/2"




# SOUTH LOOP

SOFA



2000x900x800 mm



1200x900x800 mm



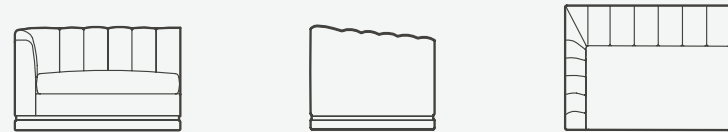
2600x900x800 mm



3000x900x800 mm



2000x900x800 mm



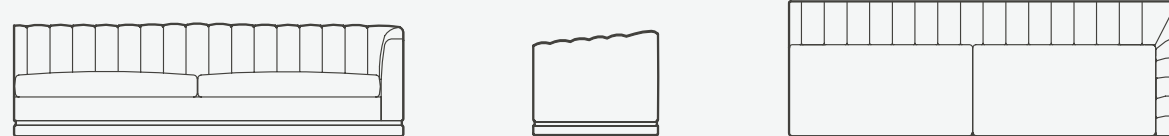
1200x900x800 mm



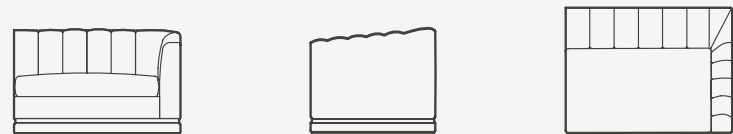
2600x900x800 mm



3000x900x800 mm



2000x900x800 mm



1200x900x800 mm



2600x900x800 mm



3000x900x800 mm



# LORETO I

SOFA



FUP220014ACY

## MATERIALS

Main Fabric FB2275  
Base Wood Veneer VN0050 High Gloss Close Pore  
Details Brushed Brass MT0028

Decorative Cushions not included FTX060001ACB (x2):  
500x150x500 mm, Front Silk SE0200, Back Velvet VL0873  
Decorative Cushions not included FTX060001ACC (x2):  
500x150x500 mm, Front Silk SE0199, Back Velvet VL0873

---

## DIMENSIONS

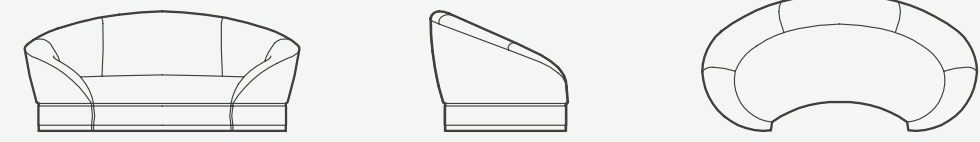
2600x1000x870 mm

102  $\frac{3}{8}$ "x39  $\frac{3}{8}$ "x34  $\frac{1}{4}$ "

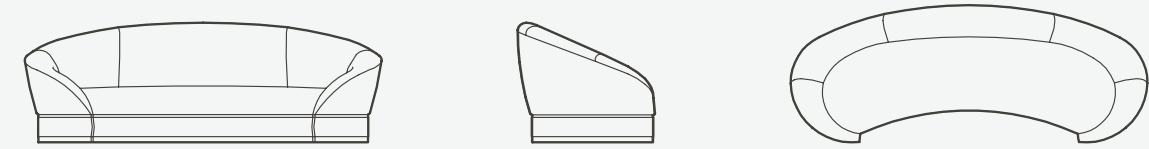


# LORETO I

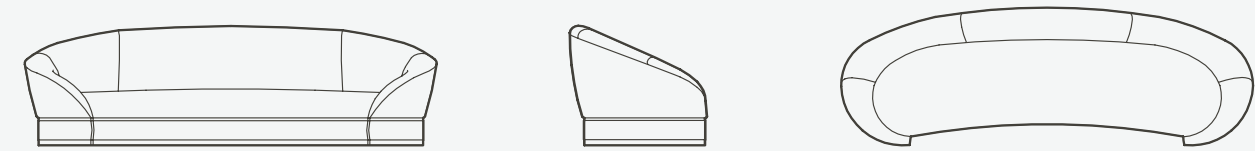
SOFA



2000x1000x870 mm



2600x1000x870 mm



3000x1000x870 mm



# AREZZO

SOFA



FUP220015AAM

## MATERIALS

Main Fabric FB2643  
Base Leather LT0155  
Details Brushed Brass MT0028

Decorative Cushions not included FTX060029AAM (x2):  
500x150x500 mm, Front & Back Satin SA0265, Piping Leather LT0155  
Decorative Cushions not included FTX060029AAN (x4):  
500x150x500 mm, Front Linen LI0228, Back Satin SA0265, Piping  
Leather LT0155

---

## DIMENSIONS

2600x1000x850 mm

102  $\frac{3}{8}$ "x39  $\frac{3}{8}$ "x33  $\frac{1}{2}$ "



---

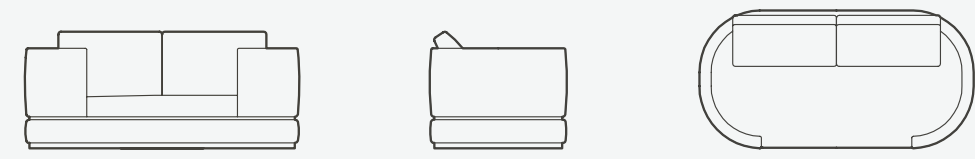
[BACK TO INDEX](#)

PAG > 343

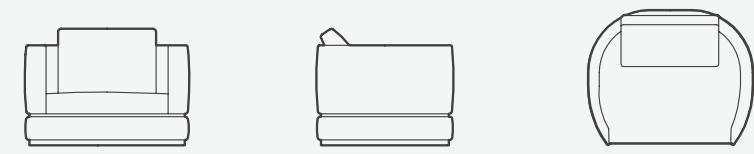


# AREZZO

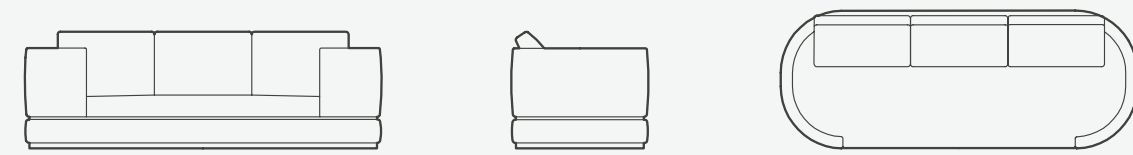
SOFA



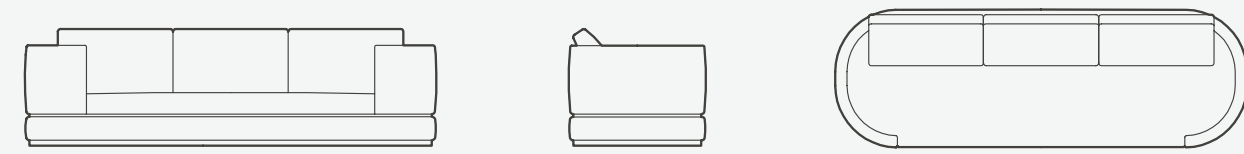
2000x1000x850 mm



1200x1000x850 mm



2600x1000x850 mm



3000x1000x850 mm



# VENICE

SOFA



FUP220022ADP

## MATERIALS

Interior Back, Seat & Piping Fabric FB2275  
Exterior Back Leather LT0319  
Details Brushed Brass MT0001  
Structure Wood Veneer VN0028 Satin Open Pore

Decorative Cushions not included FTX060027AAA (x2)  
500x150x500 mm, Front, Back & Piping Satin SA0264  
Decorative Cushions not included FTX060027AAC (x2)  
400x150x400 mm, Front & Back Fabric FB2282, Piping Satin SA0264



---

## DIMENSIONS

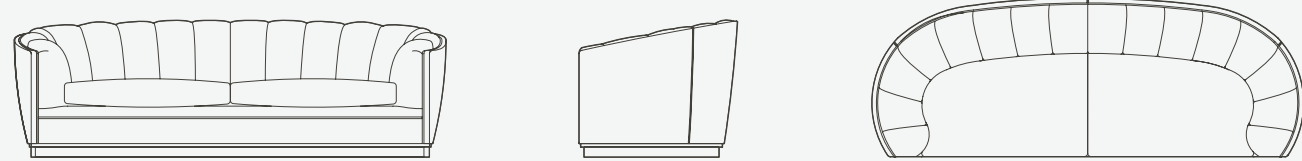
2600x950x820 mm

102  $\frac{3}{8}$ " x 37  $\frac{3}{8}$ " x 32  $\frac{1}{4}$ "

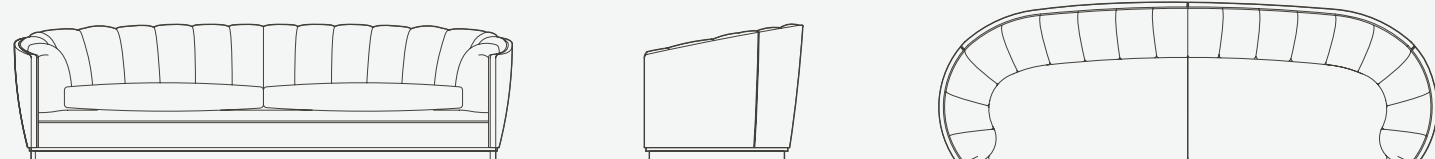


# VENICE

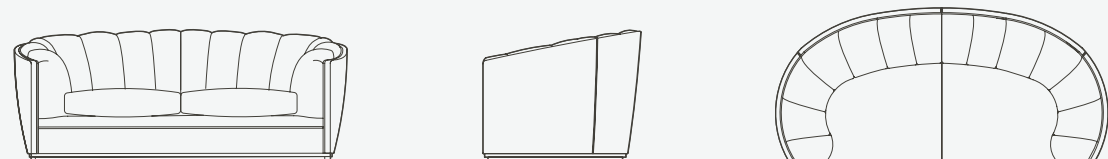
SOFA



2600x950x820 mm



3000x950x820 mm



2000x950x820 mm



# WINDSOR

SOFA



FUP220010AAE

## MATERIALS

Main Fabric FB2702

Details Satin SA0295

Base Brushed Brass MT0001

Decorative Cushions not included FTX060076AAA (x2):  
400x150x400mm, Front & Back Fabric FB2278, Piping Trimming  
TM0001

Decorative Cushions not included FTX060076AAB (x2):  
400x150x400mm, Front & Back Fabric FB2279, Piping Trimming  
TM0001



---

## DIMENSIONS

2000x950x850 mm

78 3/4" x 37 3/8" x 33 1/2"

---

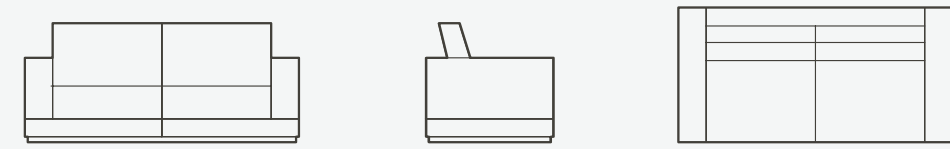
[BACK TO INDEX](#)

PAG > 347

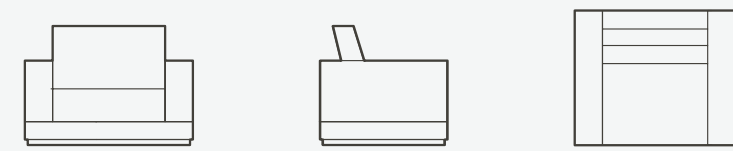


# WINDSOR

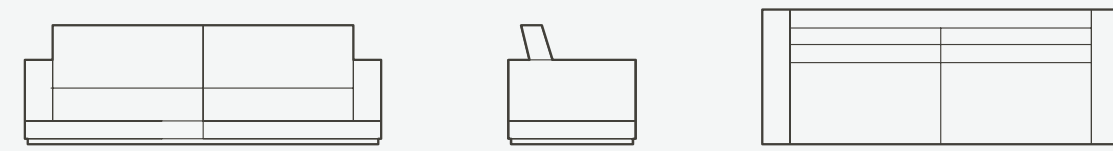
SOFA



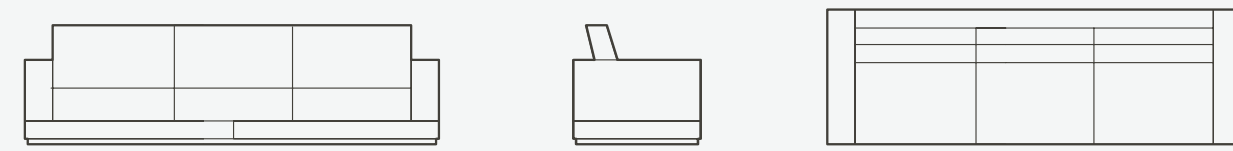
2000x950x850 mm



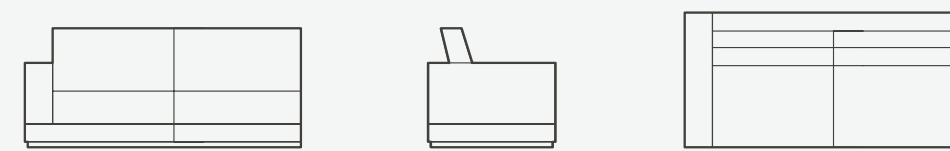
1200x950x850 mm



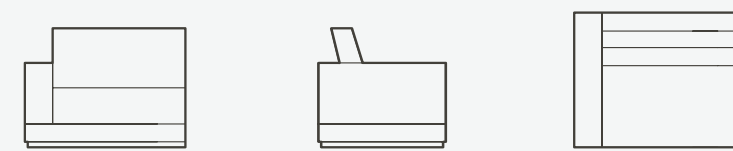
2600x950x850 mm



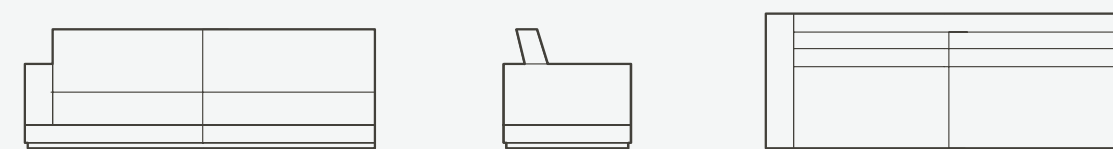
3000x950x850 mm



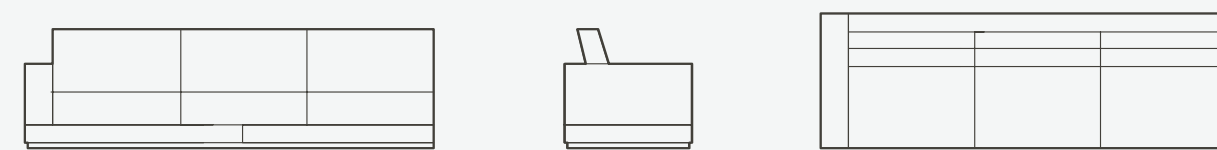
2000x950x850 mm



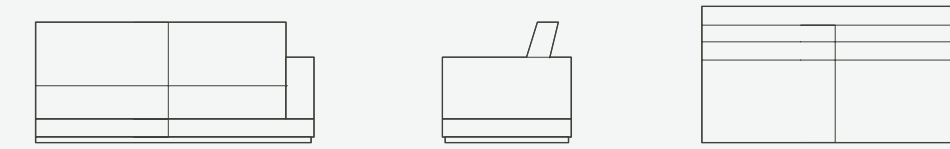
1200x950x850 mm



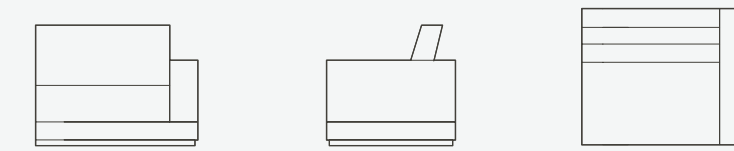
2600x950x850 mm



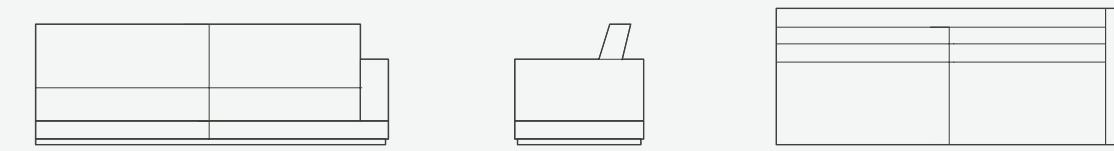
3000x950x850 mm



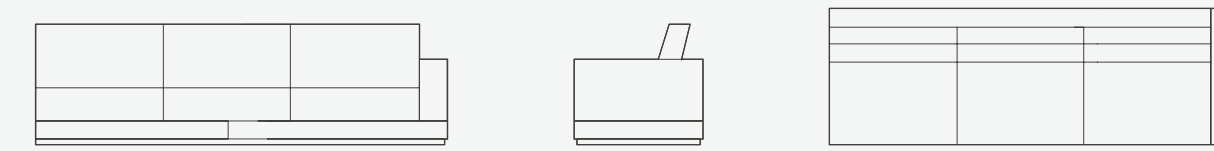
2000x950x850 mm



1200x950x850 mm



2600x950x850 mm



3000x950x850 mm



# ROME

SOFA



FUP220025AAM

## MATERIALS

Exterior Back & Skirt Velvet VL0768, Interior Back & Seat Linen LI0193, Sides Wood Veneer VN0028 Satin Open Pore, Sides Inlay Lacquered Rattan LQ0021 Satin, Base Brushed Brass MT0028

Decorative Cushions not included FTX060042AAA (x2):  
500x150x500 mm, Front Fabric FB2409, Back Velvet VL0769  
Decorative Cushions not included FTX060042AAB (x2):  
500x150x500 mm, Front Fabric FB2410, Back Velvet VL0769  
Decorative Cushions not included FTX060042AAC (x2):  
500x150x500 mm, Front Fabric FB2411, Back Velvet VL0769

## DIMENSIONS

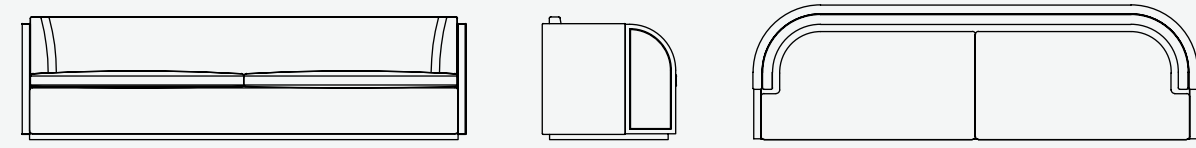
2600x900x840 mm

102  $\frac{3}{8}$ "x35  $\frac{3}{8}$ "x33  $\frac{1}{8}$ "

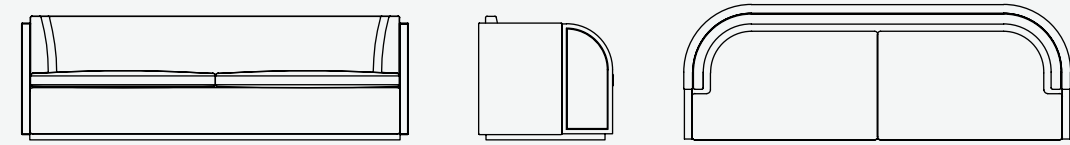


# ROME

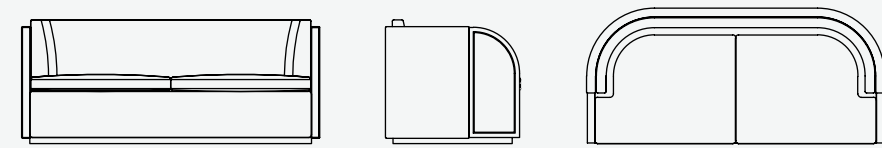
SOFA



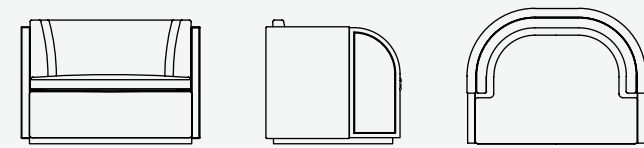
3000x900x840 mm



2600x900x840 mm



2000x900x840 mm



1200x900x840 mm



# UDAIPUR

SOFA



FUP220028AAA

## MATERIALS

Main Velvet VL0632, Details Brushed Brass MT0028  
Sides Wood Veneer VN0161 Satin Open Pore

Decorative Cushions not included FTX060044AAA (x4):  
500x150x500 mm, Front Fabric FB2417, Back Satin SA0260, Piping  
Leather Trimming TM0003 | Decorative Cushions not included  
FTX060044AAB (x4): 500x150x500 mm, Front Fabric FB2282, Back  
Satin SA0260, Piping Leather Trimming TM0003 | Decorative  
Cushions not included FTX060044AAC (x4): 500x150x500 mm, Front  
Velvet VL0759, Back Satin SA0260, Piping Leather Trimming TM0003



## DIMENSIONS

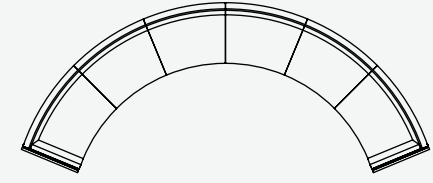
4300x1550x780 mm

169 ¼"x61"x30 ¾"

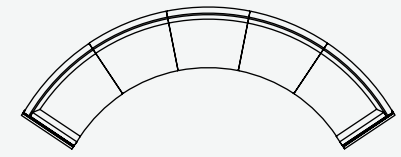


# UDAIPUR

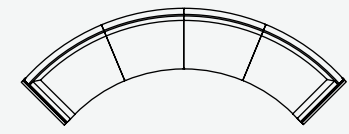
SOFA



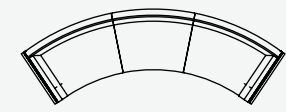
5400x2250x780 mm



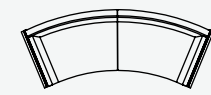
4950x1900x780 mm



4300x1550x780 mm



3480x1250x780 mm



2540x1030x780 mm



# BUCHAREST

SOFA



FUP220027AAA

## MATERIALS

Main Fabric FB2306  
Structure Solid Wood SW0007 Satin Open Pore  
Caps & Details Brushed Brass MT0028

Decorative Cushions not included FTX060048AAA (x2):  
500x150x500 mm, Front, Back & Piping Velvet VL0773

## DIMENSIONS

1400x750x780 mm

55 1/8" x 29 1/2" x 30 3/4"



# LORETO II

SOFA



FUP220026AAO

## MATERIALS

Main Velvet VL0841

Piping & Skirt Leather LT0155

Base & Detail Brushed Brass MT0028

Decorative Cushions not included FTX060049AAG (x2):  
450x100x450 mm, Front Fabric FB2798, Back Satin SA0262, Piping  
Leather LT0155

---

## DIMENSIONS

1600x880x870 mm

63"x34 5/8"x34 1/4"



# KANSAS

SOFA



FUP220006AAI

## MATERIALS

Interior & Decorative Cushions Fabric FB2649  
Exterior & Piping Velvet VL0839  
Structure Solid Wood SW0007 Satin Open Pore

---

## DIMENSIONS

1190x1190x670 mm

46 <sup>7</sup>/<sub>8</sub>"x46 <sup>7</sup>/<sub>8</sub>"x26 <sup>3</sup>/<sub>8</sub>"

---

[BACK TO INDEX](#)

PAG > 355



# HALKI

SOFA



FUP220029AAH

## MATERIALS

Exterior Velvet VL0836, Interior Back & Seat Fabric FB2626, Base Wood Veneer VN0028 Satin Open Pore  
Details Brushed Brass MT0028

Decorative Cushions not included FTX060058AAA (x2):  
500x150x500 mm, Front Fabric FB2630, Back Satin SA0265  
Decorative Cushions not included FTX060058AAB (x2):  
500x150x500 mm, Front Fabric FB2741, Back Satin SA0265  
Decorative Cushions not included FTX060058AAC (x2):  
500x150x500 mm, Front Fabric FB2742, Back Satin SA0265

---

## DIMENSIONS

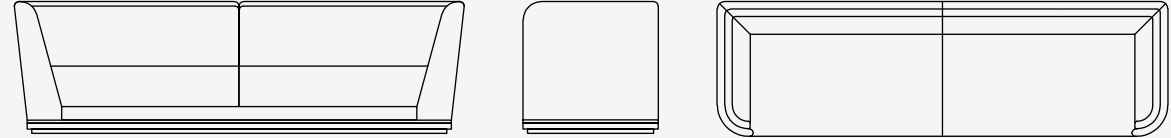
2600x900x880 mm

102  $\frac{3}{8}$ "x35  $\frac{3}{8}$ "x34  $\frac{5}{8}$ "

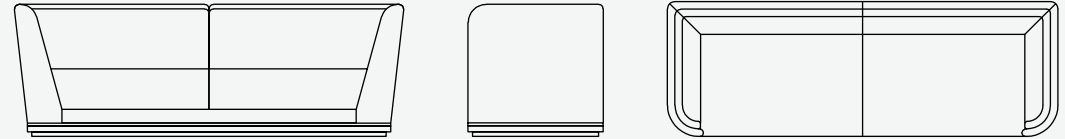


# HALKI

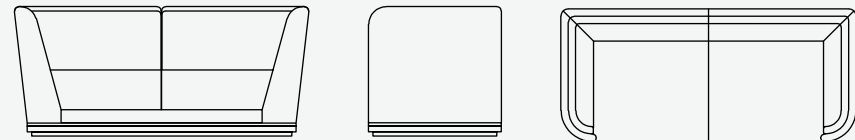
SOFA



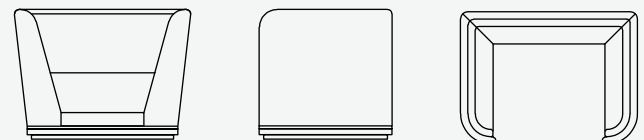
3000x900x880 mm



2600x900x880 mm



2000x900x880 mm



1200x900x880 mm



# CAIRO

SOFA



FUP220030AAA

## MATERIALS

Main Fabric FB2649  
Structure Solid Wood SW0007 Satin Open Pore  
Details Brushed Brass MT0028

Decorative Cushions not included FTX060056AAE (x2):  
500x150x400 mm, Front Fabric FB2628, Back Velvet VL0839  
Decorative Cushions not included FTX060056AAC (x2):  
500x150x400 mm, Front Fabric FB2745, Back Velvet VL0839

---

## DIMENSIONS

2600x730x800 mm

102 3/8" x 28 3/4" x 31 1/2"

---

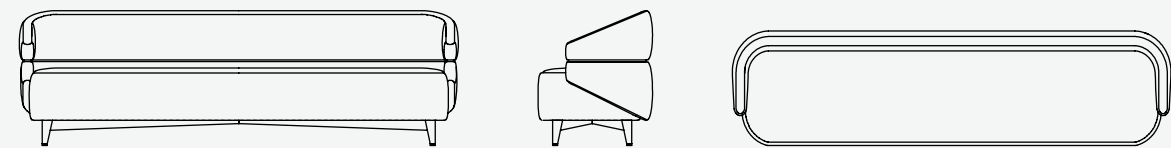
[BACK TO INDEX](#)

PAG > 358

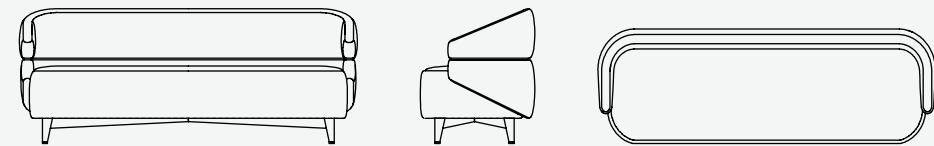


# CAIRO

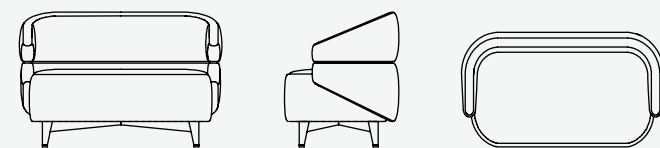
SOFA



2600x730x800 mm



2000x730x800 mm




1200x730x800 mm



# MILAN

SOFA



FUP220032AAA

## MATERIALS

Seat & Back Fabric FB2627, Piping & Skirt Velvet VL0870  
Exterior Back Detail Fabric FB2678  
Structure Solid Wood SW0009 Satin Open Pore  
Base Solid Wood SW0007 Satin Open Pore  
Details Brushed Brass MT0028

Decorative Cushions not included FTX060057AAA (x4):  
700x150x300 mm, Front, Back & Piping Velvet VL0841  
Decorative Cushions not included FTX060057AAB (x4):  
500x100x250 mm, Front Fabric FB2629, Back & Piping Velvet VL0841

---

## DIMENSIONS

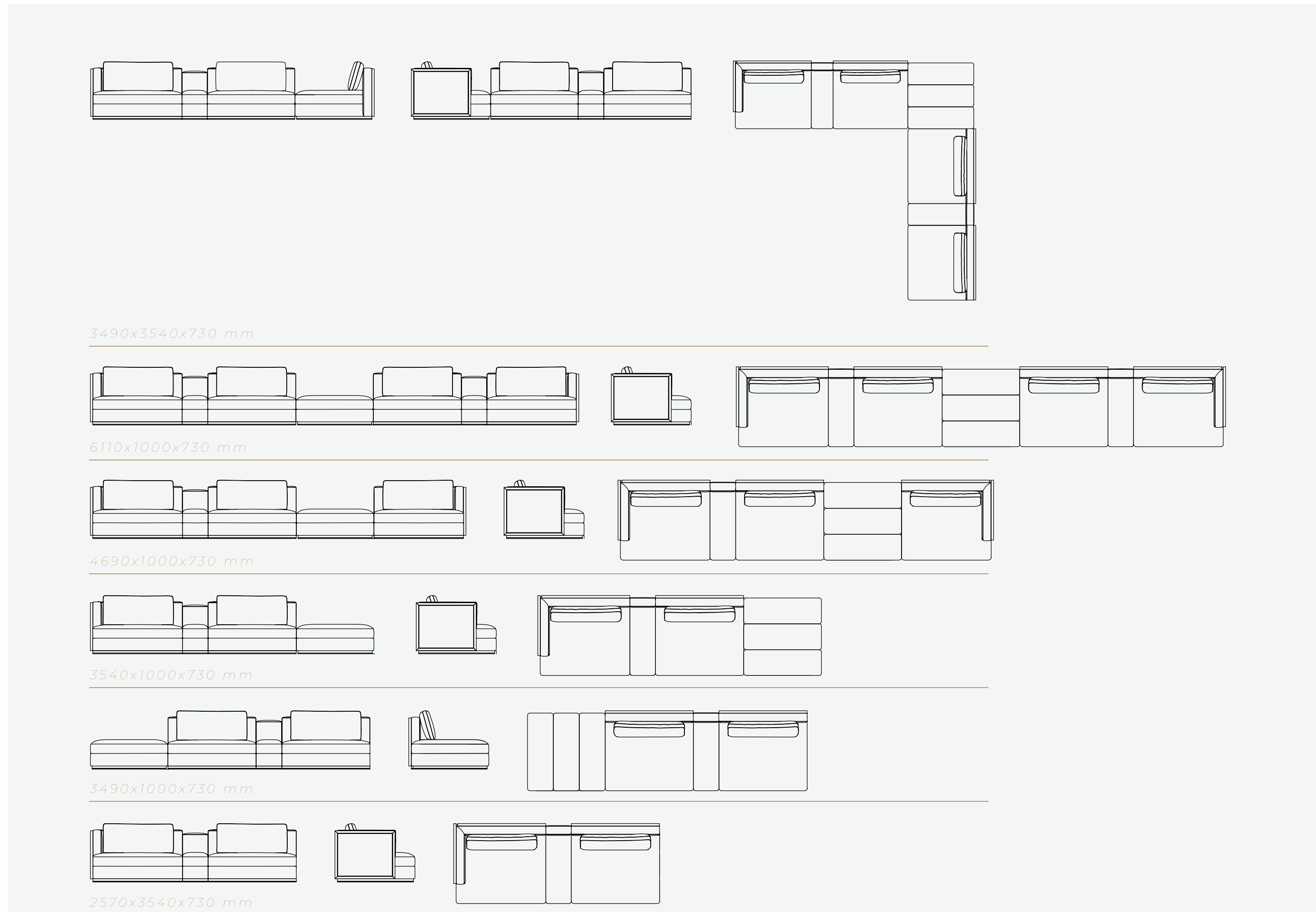
3490x3540x730 mm

137  $\frac{3}{8}$ "x139  $\frac{3}{8}$ "x28  $\frac{3}{4}$ "



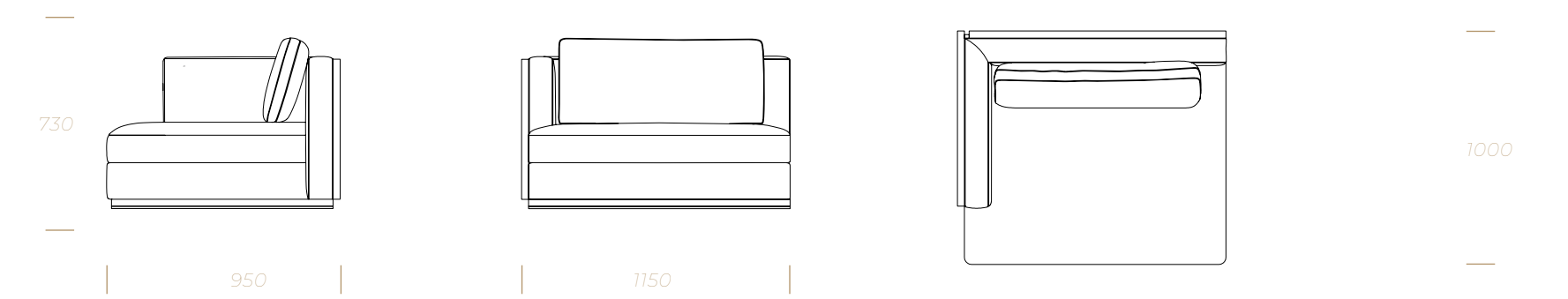
# MILAN

SOFA

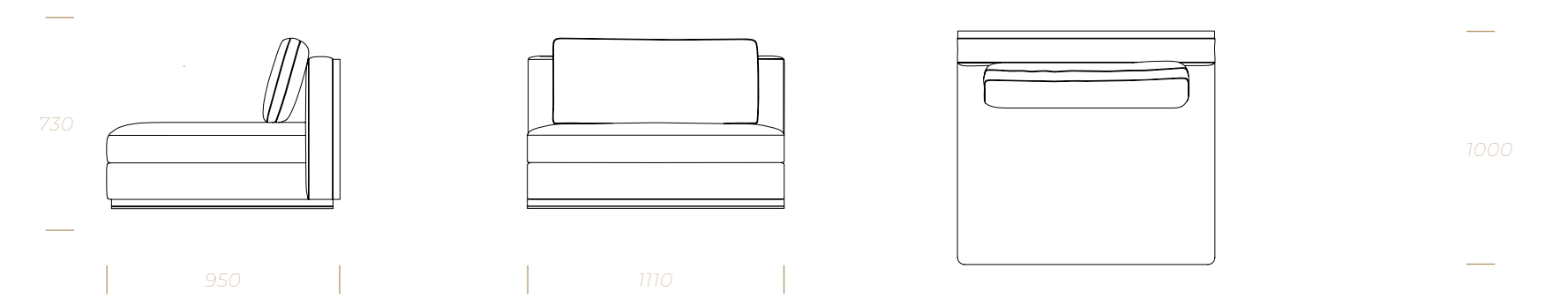


## MODULES DIMENSIONS

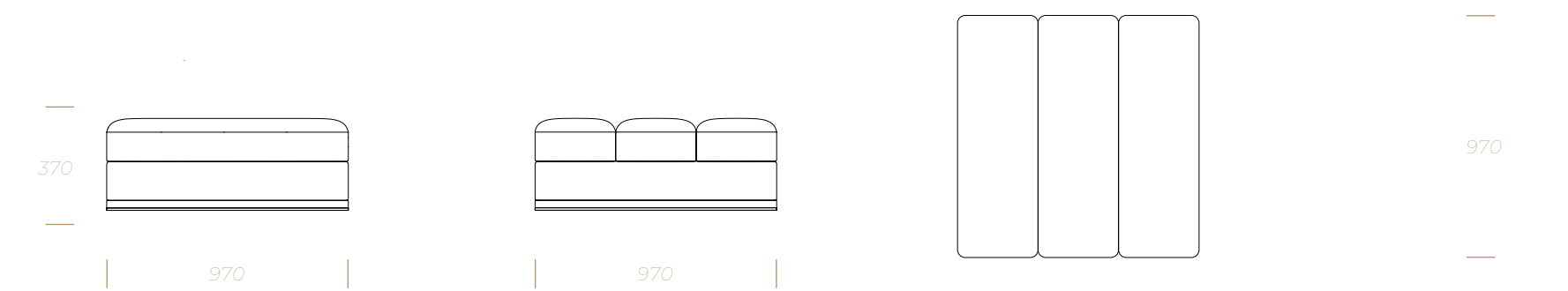
WITH ARM / DIM.: 1150x1000x730 mm



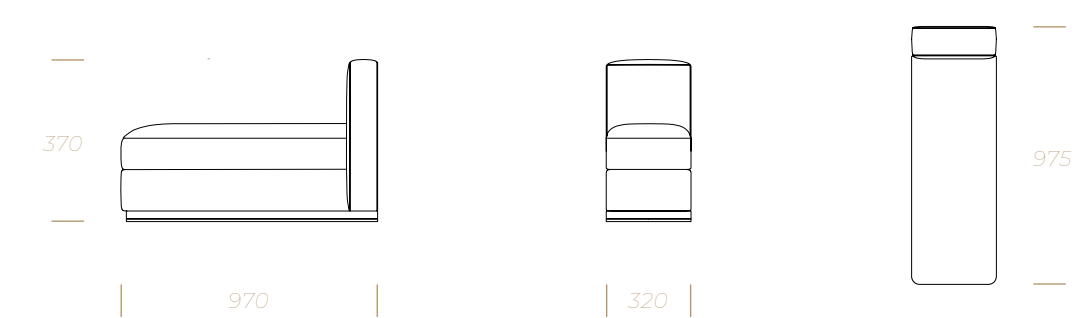
WITHOUT ARMS / DIM.: 1100x1000x730 mm



BENCH / DIM.: 970x970x360 mm



DIVIDER / DIM.: 320x970x610 mm





# MILOS

SOFA



FUP220031AAO

## MATERIALS

Seat Velvet VL0870, Back Fabric FB2661  
Piping & Decorative Cushions Piping Leather Trimming TM0009  
Decorative Cushions Velvet VL0870 - 3 units  
Structure Wood Veneer VN0028 Satin Open Pore  
Details Brushed Brass MT0028

Decorative Cushions not included FTX060061AAA (x2):  
600x150x300mm, Front Silk SE0200, Back Velvet VL0873  
Decorative Cushions not included FTX060061AAH (x2):  
450x100x250mm, Front Silk SE0199, Back Velvet VL0873

---

## DIMENSIONS

2600x960x970 mm

102  $\frac{3}{8}$ "x37  $\frac{3}{4}$ "x38  $\frac{1}{4}$ "

---

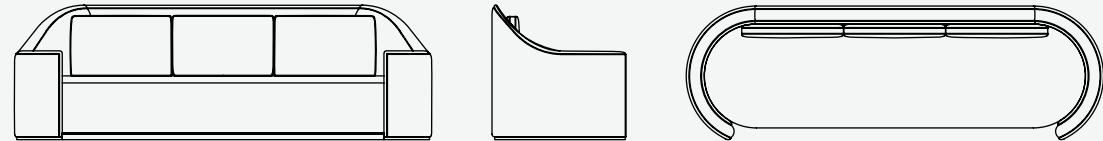
[BACK TO INDEX](#)

PAG > 362

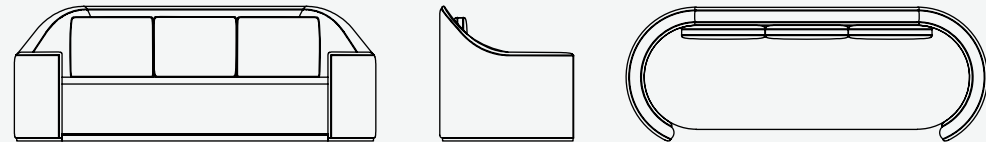


# MILOS

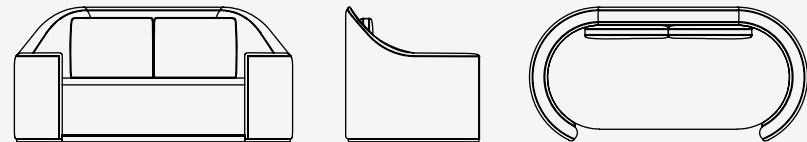
SOFA



3000x960x970 mm



2600x960x970 mm



2000x960x970 mm



# UDAIPUR II

SOFA



FUP220040AAA

## MATERIALS

Main Fabric FB2626

Details Brushed Brass MT0028

Sides Wood Veneer VN0128 High Gloss Close Pore

Decorative Cushions not included FTX060068AAA (x2): 500x150x500 mm, Front & Back Fabric FB0308

Decorative Cushions not included FTX060068AAB (x2): 500x150x500 mm, Front & Back Fabric FB2867



## DIMENSIONS

2370x800x780 mm

93 ¼"x31 ½"x30 ¾"

[BACK TO INDEX](#)

PAG > 364



# HIDDEN HILLS

SOFA



FUP220039AAD

## MATERIALS

Main Fabric FB2649  
Skirt & Exterior Back Velvet VL0836  
Table Top Stone ST0019  
Table Top Detail Wood Veneer VN0028 Satin Open Pore  
Base Solid Wood SW0007 Satin Open Pore  
Details Brushed Brass MT0028

Decorative Cushions not included FTX060067AAN (x3):  
700x150x300 mm, Front & Back Velvet VL0841, Piping Velvet VL0836  
Decorative Cushions not included FTX060067AAO (x3):  
500x100x250 mm, Front & Back Fabric FB2853, Piping Velvet VL0836



---

## DIMENSIONS

3300x2900x860 mm

129 7/8"x114 1/8"x33 7/8"

---

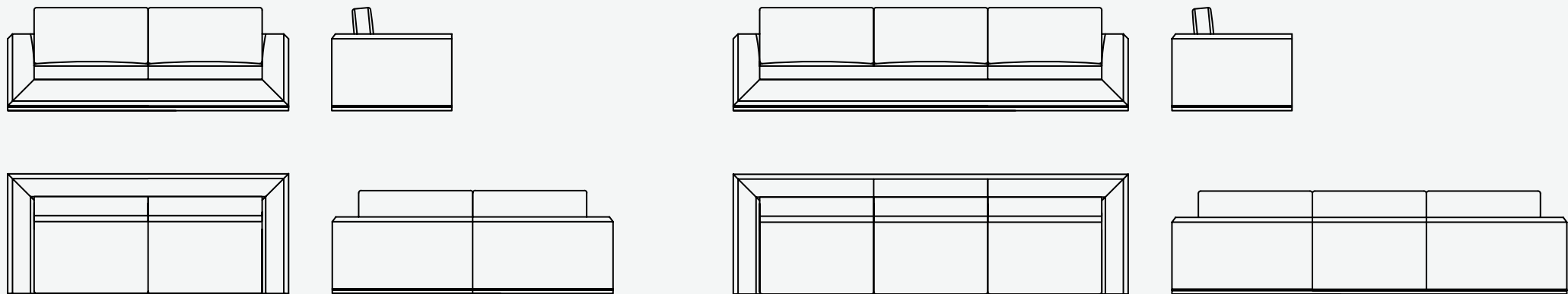
[BACK TO INDEX](#)

PAG > 365

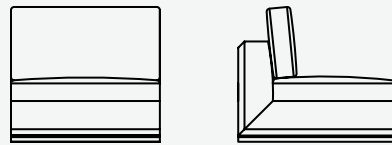


# HIDDEN HILLS

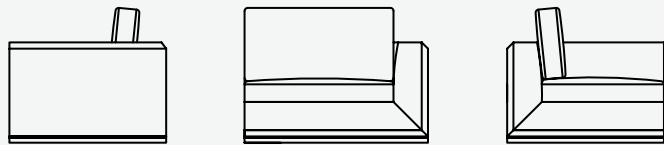
SOFA



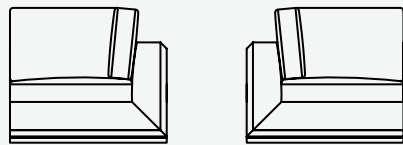
## MODULES




**WITHOUT ARMS**  
950X1000X860 MM



**WITH ARM**  
1170X1000X860 MM




**CORNER**  
1000X1000X860 MM



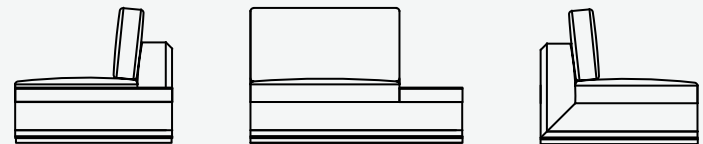
**TABLE**  
1000X1000X350 MM



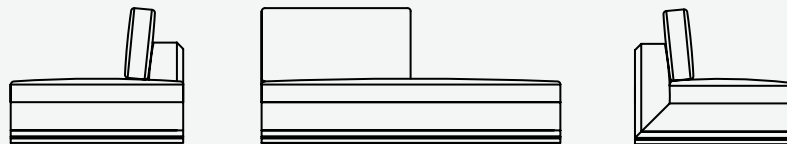
**RECTANGULAR TABLE**  
400X1000X350 MM



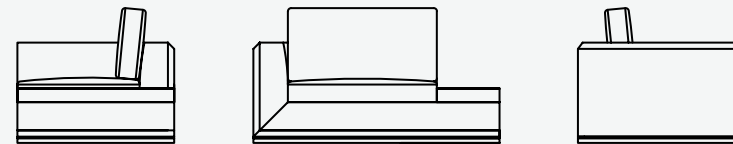
**BENCH**  
1000X1000X410 MM



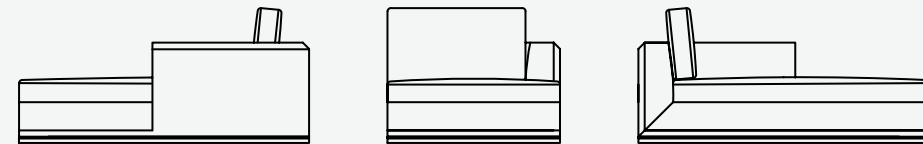
**WITH TABLE  
WITHOUT ARM**  
1350X1000X860 MM



**OPEN-END**  
1905X1000X860 MM



**WITH TABLE  
WITH ARM**  
1570X1000X860 MM



**CHAISE-LONGUE**  
1100X1850X860 MM



# GSTAAD

SOFA



FUP220056AAA

## MATERIALS

Seat, Piping & Back Detail Velvet VL0836

Back Fabric FB2626

Details Brushed Brass MT0028

Structure Solid Wood SW0009 Satin Open Pore

Decorative Cushion not included FTX060081AAC (x2):

550x100x350mm, Front Velvet VL1026, Back Satin SA0262, Piping

Fabric FB2937

Decorative Cushion not included FTX060081AAD (x2):

450x100x300mm, Front & Piping Fabric FB2937, Back Satin SA0262

---

## DIMENSIONS

2600x800x800 mm

102 3/8" x 31 1/2" x 31 1/2"

---

[BACK TO INDEX](#)

PAG > 367



# COPENHAGEN NEW *Product*

SOFA



FUP220058AAC

## MATERIALS

Exterior Back & Seat Fabric FB2917, Interior Back Velvet VL0839,  
Base Wood Veneer VN0028 Satin Open Pore, Details Brushed Brass  
MT0028

Decorative Cushions not included FTX060080ABK (x2): 550x100x350  
mm, Front Fabric FB3070, Back & Piping Satin SA0270

Decorative Cushions not included FTX060080ABL (x2): 450x100x300  
mm, Front Fabric FB3063, Back & Piping Satin SA0270

Decorative Cushions not included FTX060080ABM (x2): 350x100x250  
mm, Front Velvet VL1100, Back & Piping Satin SA0270

## DIMENSIONS

2600x920x820 mm

102 3/8" x 36 1/4" x 32 1/4"





UPHOLSTERY  
BENCHES

2023 CATALOGUE

[BACK TO INDEX](#)



# ROCKHAMPTON

BENCH



FUP040010ABA

## MATERIALS

Main Velvet VL0836

Details Brushed Brass MT0028

Base Solid Wood SW0007 Satin Open Pore

Bolsters not included FTX140001AAA (x2):

D200x800 mm, Main & Piping Satin SA0264

---

## DIMENSIONS

1900x850x770 mm

74 ¾"x33 ½"x30 ¼"

---


[BACK TO INDEX](#)

PAG > 370



# NEW YORK

BENCH



FUP040004ABM

## MATERIALS

Seat Fabric FB2649

Piping Leather Trimming TM0008

Structure Solid Wood SW0007 Satin Open Pore

---

## DIMENSIONS

1060x375x475 mm

41 3/4" x 14 3/4" x 18 3/4"

---


[BACK TO INDEX](#)

PAG > 371



# GARDNER

BENCH



FUP040007AFK

## MATERIALS

Seat Fabric FB3061

Skirt Fabric FB2452

Structure Brushed Brass MT0001

Base Wood Veneer VN0028 Satin Open Pore

---

## DIMENSIONS

1000x380x400 mm

39 3/8" x 15" x 15 3/4"

---

[BACK TO INDEX](#)

PAG > 372



# WINDSOR

BENCH



FUP040008ABH

## MATERIALS

Main Linen LI0188

Detail Fabric FB2771

Structure Brushed Brass MT0028

---

## DIMENSIONS

730x430x410 mm

28 3/4" x 16 7/8" x 16 1/8"

---

[BACK TO INDEX](#)

PAG > 373



# LORIENT

BENCH



FUP040009ACO

## MATERIALS

Main Linen LI0188  
Structure Solid Wood SW0011 High Gloss Close Pore  
Details Brushed Brass MT0001

---

## DIMENSIONS

580x450x450 mm

22 7/8" x 17 3/4" x 17 3/4"

---

[BACK TO INDEX](#)

PAG > 374



# MONACO

BENCH



FUP040006AAO

## MATERIALS

Seat & Base Piping Fabric FB2460

Base & Seat Piping Fabric FB2500

Structure Solid Wood SW0007 Satin Open Pore

---

## DIMENSIONS

710x710x425 mm

28"x28"x16 ¾"

---


[BACK TO INDEX](#)

PAG > 375



# BUZIOS

BENCH



FUP040003AAO

## MATERIALS

Seat Fabric FB0390  
Skirt Satin SA0178  
Structure Solid Wood SW0007 Satin Open Pore  
Studs SD0009

---

## DIMENSIONS

1000x380x470 mm

39 <sup>3</sup>/<sub>8</sub>"x15"x18 <sup>1</sup>/<sub>2</sub>"



# MADISON

BENCH



FUP040005ACD

## MATERIALS

Interior & Seat Satin SA0262  
Exterior Velvet VL0841  
Piping Fabric FB2460  
Tassel with White Jade  
Structure Solid Wood SW0007 Satin Open Pore

---

## DIMENSIONS

1660x495x650 mm

65  $\frac{3}{8}$ "x19  $\frac{1}{2}$ "x25  $\frac{5}{8}$ "

---

[BACK TO INDEX](#)

PAG > 377



# ASHI II

BENCH



FUP040012AAA

## MATERIALS

Seat Fabric FB2709

Sides Velvet VL0877

Base Wood Veneer VN0028 Satin Open Pore

Details Polished Stainless Steel MT0008

---

## DIMENSIONS

900x500x470 mm

35 3/8" x 19 3/4" x 18 1/2"

---

[BACK TO INDEX](#)

PAG > 378



# UBUD

BENCH



FUP040013AAA

## MATERIALS

Main Fabric FB2419

Details Brushed Brass MT0028

Structure Solid Wood SW0009 Satin Open Pore

## DIMENSIONS

800x500x400 mm

31 ½" x 19 ¾" x 15 ¾"

[BACK TO INDEX](#)

PAG > 379



# GINZA NEW *Product*

BENCH



FUP040014AAB

## MATERIALS

Seat Linen LI0230  
Structure Wood Veneer VN0056 High Gloss Close Pore  
Bottom Top Wood Veneer VN0028 Satin Open Pore  
Bottom Top Sides Solid Wood SW0007 Satin Open Pore  
Base Solid Wood SW0007 Satin Open Pore  
Details Brushed Brass MT0028

---

## DIMENSIONS

950x400x450 mm

37 <sup>3</sup>/<sub>8</sub>"x15 <sup>3</sup>/<sub>4</sub>"x17 <sup>3</sup>/<sub>4</sub>"

---

[BACK TO INDEX](#)

PAG > 380



# BURGOS NEW *Product*

BENCH



FUP040015AAD

## MATERIALS

Seat Velvet VL0836

Sides Fabric FB2936

Base Wood Veneer VN0028 Satin Open Pore

Details Brushed Brass MT0028

---

## DIMENSIONS

1010x450x460 mm

39 3/4"x17 3/4"x18 1/8"

---

[BACK TO INDEX](#)

PAG > 381



# HALLSTATT

NEW  
Product

BENCH



FUP040017AAA

## MATERIALS

Seat & Bolster Piping Fabric FB2683

Bolster Velvet VL0864

Structure Solid Wood SW0007 Satin Open Pore

Details Brushed Brass MT0028

---

## DIMENSIONS

1700x770x600 mm

66 7/8" x 30 1/4" x 23 5/8"

---

[BACK TO INDEX](#)

PAG > 382





UPHOLSTERY  
STOOLS

2023 CATALOGUE

[BACK TO INDEX](#)



# BRASILIA

STOOL



FUP240007AAC

## MATERIALS

Seat Fabric FB2294

Structure Solid Wood SW0007 Satin Open Pore

Caps & Details Brushed Brass MT0028

---

## DIMENSIONS

650x440x430 mm

25 5/8" x 17 3/8" x 16 7/8"

---

[BACK TO INDEX](#)

PAG > 384



# UBUD

STOOL



FUP240005ABR

## MATERIALS

Main Fabric FB0390

Details Brushed Brass MT0001

Structure Solid Wood SW0006 Satin Close Pore

---

## DIMENSIONS

500x500x400 mm

19 3/4" x 19 3/4" x 15 3/4"

---


[BACK TO INDEX](#)

PAG > 385



# ASHI

STOOL



FUP240006ABC

## MATERIALS

Main Fabric FB2280  
Base Wood Veneer VN0028 Satin Open Pore  
Details Brushed Brass MT0028

---

## DIMENSIONS

500x500x470 mm

19 3/4"x19 3/4"x18 1/2"



---

[BACK TO INDEX](#)

PAG > 386



# LA SCALA

STOOL



FUP240003ABE

## MATERIALS

Main Velvet VL0870

Capitone Fabric FB2280

Base Brushed Brass MT0001

---

## DIMENSIONS

450x450x500 mm

17 3/4"x17 3/4"x19 3/4"

---

[BACK TO INDEX](#)

PAG > 387



# NEWCASTLE

STOOL



FUP240018AAA

## MATERIALS

Seat Velvet VL0870

Base Fabric FB2627

Studs SD0010

---

## DIMENSIONS

530x530x400 mm

20 7/8" x 20 7/8" x 15 3/4"

---

[BACK TO INDEX](#)

PAG > 388



# CABOCHON

STOOL



FUP240004ABH

## MATERIALS

Seat Fabric FB3012

Structure Brushed Brass MT0001

---

## DIMENSIONS

540x540x450 mm

21 ¼"x21 ¼"x17 ¾"

---

[BACK TO INDEX](#)

PAG > 389



# AGRA

STOOL



FUP240011ADC

## MATERIALS

Seat Velvet VL0840

Sides Fabric FB2656

Base & Details Brushed Brass MT0028

---

## DIMENSIONS

450x450x470 mm

17 ¾"x17 ¾"x18 ½"

---

[BACK TO INDEX](#)

PAG > 390



# BURGOS

STOOL



FUP240013AAR

## MATERIALS

Seat Velvet VL0870

Sides Fabric FB2661

Base Wood Veneer VN0028 Satin Open Pore

Details Brushed Brass MT0028

---

## DIMENSIONS

500x500x460 mm

19 3/4"x19 3/4"x18 1/8"

---

[BACK TO INDEX](#)

PAG > 391



# PARMA

STOOL



FUP240014AAA

## MATERIALS

Seat Fabric FB2504

Skirt Velvet VL0877

Details Brushed Brass MT0028

Structure & Base Wood Veneer VN0028 Satin Open Pore

---

## DIMENSIONS

490x490x500 mm

19 1/4"x19 1/4"x19 3/4"

---

[BACK TO INDEX](#)

PAG > 392



# GINZA

STOOL



FUP240016AAA

## MATERIALS

Seat Linen LI0230  
Structure Wood Veneer VN0056 High Gloss Close Pore  
Bottom Top Wood Veneer VN0028 Satin Open Pore  
Bottom Top Sides & Base Solid Wood SW0007 Satin Open Pore  
Details Brushed Brass MT0028

---

## DIMENSIONS

550x400x450 mm

21 5/8" x 15 3/4" x 17 3/4"

---

[BACK TO INDEX](#)

PAG > 393



# LUCCA NEW *Product*

STOOL



FUP240017AAA

## MATERIALS

Main Fabric FB3023  
Interior Structure Wood Veneer VN0028 Satin Open Pore  
Exterior Structure Solid Wood SW0020 Satin Open Pore  
Details Brushed Brass MT0028

---

## DIMENSIONS

450x450x460 mm

17 3/4" x 17 3/4" x 18 1/8"

---

[BACK TO INDEX](#)

PAG > 394





UPHOLSTERY  
CHAIRS

2023 CATALOGUE

[BACK TO INDEX](#)



# RESTELO

CHAIR



FUP050002AAB

## MATERIALS

Exterior & Piping Velvet VL0705

Interior Fabric FB0408

Structure Solid Wood SW0007 Satin Open Pore

---

## DIMENSIONS

650x650x900 mm

25 5/8" x 25 5/8" x 35 3/8"

---

[BACK TO INDEX](#)

PAG > 396



# RESTELO II

CHAIR



FUP050006AAC

## MATERIALS

Exterior & Piping Velvet VL0705

Interior Fabric FB0408

Structure Solid Wood SW0007 Satin Open Pore

---

## DIMENSIONS

600x720x900 mm

23 5/8" x 28 3/8" x 35 3/8"

---

[BACK TO INDEX](#)

PAG > 397



# BRERA

CHAIR



FUP050005AAW

## MATERIALS

Interior Fabric FB2674

Exterior Satin SA0190

Details Brushed Brass MT0001

Structure Solid Wood SW0007 Satin Open Pore

---

## DIMENSIONS

710x820x820 mm

28"x32 1/4"x32 1/4"

---

[BACK TO INDEX](#)

PAG > 398



# BASEL

CHAIR



FUP050001AAE

## MATERIALS

Seat Velvet VL0839

Back, Base & Piping Fabric FB2629

Structure Solid Wood SW0007 Satin Open Pore

Studs SD0009

---

## DIMENSIONS

610x700x780 mm

24"x27 1/2"x30 3/4"

---

[BACK TO INDEX](#)

PAG > 399



# PHILADELPHIA

CHAIR



FUP050003AAH

## MATERIALS

Seat & Interior Back Satin SA0265

Base, Exterior Back & Piping Fabric FB2649

Structure Solid Wood SW0007 Satin Open Pore

Studs SD0002

---

## DIMENSIONS

700x650x800 mm

27 ½"x25 ⅝"x31 ½"

---

[BACK TO INDEX](#)

PAG > 400



# MISOOL

CHAIR



FUP050013ACN

## MATERIALS

Main Velvet VL0836

Base Leather LT0149

Structure Solid Wood SW0007 Satin Open Pore

Details & Caps Brushed Brass MT0028

---

## DIMENSIONS

520x600x850 mm

20 ½"x23 ⅝"x33 ½"

---

[BACK TO INDEX](#)

PAG > 401



# DALBY

CHAIR



FUP050009ABT

## MATERIALS

Main, Piping & Back Cushion Fabric FB2627

Exterior Leather LT0319

Details Brushed Brass MT0001

Decorative Cushion not included FTX060026AAA:  
450x100x250 mm, Front & Back Satin SA0254

---

## DIMENSIONS

900x900x800 mm

35 3/8" x 35 3/8" x 31 1/2"

---

[BACK TO INDEX](#)

PAG > 402



# THAMES

CHAIR



FUP050012AAC

## MATERIALS

Main Fabric FB2325  
Structure Solid Wood SW0007 Satin Open Pore  
Caps Brushed Brass MT0001

---

## DIMENSIONS

510x640x900 mm

20 1/8" x 25 1/4" x 35 3/8"

---

[BACK TO INDEX](#)

PAG > 403



# TOWNSVILLE

CHAIR



FUP050011ADH

## MATERIALS

Seat & Interior Back Fabric FB2325  
Back Detail Satin SA0254  
Exterior Back Wood Veneer VN0050 High Gloss Close Pore  
Structure Solid Wood SW0007 Satin Open Pore  
Details Brushed Brass MT0028

Decorative Cushion not included FTX060003AAL:  
450x100x250 mm, Front & Back Fabric FB2325

---

## DIMENSIONS

720x750x870 mm

28 <sup>3</sup>/<sub>8</sub>"x29 <sup>1</sup>/<sub>2</sub>"x34 <sup>1</sup>/<sub>4</sub>"



---

[BACK TO INDEX](#)

PAG > 404



# HYDRA

CHAIR



FUP050014AAA

## MATERIALS

Seat & Back Velvet VL0870  
Exterior Back Detail Fabric FB2695  
Structure Solid Wood SW0007 Satin Open Pore  
Details Brushed Brass MT0028

---

## DIMENSIONS

620x715x850 mm

24 <sup>3</sup>/<sub>8</sub>"x28 <sup>1</sup>/<sub>8</sub>"x33 <sup>1</sup>/<sub>2</sub>"

---

[BACK TO INDEX](#)

PAG > 405





UPHOLSTERY

DINING &  
DESK CHAIRS

2023 CATALOGUE

[BACK TO INDEX](#)



# CARMEL

DINING CHAIR



FUP110007ABI

## MATERIALS

Exterior Back Fabric FB2280

Seat, Interior Back & Skirt Velvet VL0836

Piping Satin SA0092

Structure Solid Wood SW0007 Satin Open Pore

Caps Brushed Brass MT0028

Can also be used as a desk chair.

---

## DIMENSIONS

590x650x890 mm

23 ¼"x25 ⅝"x35"

---

[BACK TO INDEX](#)

PAG > 407



# BASEL

DINING CHAIR



FUP110001AAD

## MATERIALS

Seat Satin SA0091

Base, Back & Piping Fabric FB2701

Structure Solid Wood SW0007 Satin Open Pore

Studs SD0002

Can also be used as a desk chair.

---

## DIMENSIONS

490x590x865 mm

19 ¼"x23 ¼"x34"

---

[BACK TO INDEX](#)

PAG > 408



# BORNEO

DINING ARMCHAIR



FUP100005AAS

## MATERIALS

Main & Piping Velvet VL0841

Structure Solid Wood SW0007 Satin Open Pore

Caps Polished Stainless Steel MT0008

---

## DIMENSIONS

600x630x840 mm

23 5/8" x 24 3/4" x 35 3/8"



# OXFORD

DINING CHAIR



FUP110005AAN

## MATERIALS

Main Velvet VL0450  
Exterior Back & Detail Fabric FB2326  
Structure Solid Wood SW0007 Satin Open Pore  
Caps Brushed Brass MT0001

Can also be used as a desk chair.

---

## DIMENSIONS

500x630x900 mm

19 <sup>3</sup>/<sub>4</sub>"x24 <sup>3</sup>/<sub>4</sub>"x35 <sup>3</sup>/<sub>8</sub>"

---

[BACK TO INDEX](#)

PAG > 410



# OXFORD

DINING ARMCHAIR



FUP100004AAO

## MATERIALS

Main Velvet VL0840

Arms & Back Detail Fabric FB2661

Structure Solid Wood SW0007 Satin Open Pore

Caps Brushed Brass MT0001

---

## DIMENSIONS

600x630x900 mm

23 5/8" x 24 3/4" x 35 3/8"

---

[BACK TO INDEX](#)

PAG > 411



# BASTILLE

DINING CHAIR



FUP110003ABX

## MATERIALS

Seat & Piping Velvet VL0450

Back Fabric FB2326

Structure Solid Wood SW0007 Satin Open Pore

Caps Brushed Brass MT0028

Can also be used as a desk chair.

---

## DIMENSIONS

530x590x920 mm

20 7/8" x 23 1/4" x 36 1/4"

---

[BACK TO INDEX](#)

PAG > 412



# MONACO

DINING ARMCHAIR



FUP100001AAL

## MATERIALS

Seat & Piping Velvet VL0839

Back Fabric FB2672

Structure Solid Wood SW0007 Satin Open Pore

---

## DIMENSIONS

680x680x810 mm

26 <sup>3</sup>/<sub>4</sub>"x26 <sup>3</sup>/<sub>4</sub>"x31 <sup>7</sup>/<sub>8</sub>"

---

[BACK TO INDEX](#)

PAG > 413



# HAIA

DINING CHAIR



FUP110006ABL

## MATERIALS

Exterior Fabric FB0394  
Interior Velvet VL0841  
Structure Lacquered Wood LQ0009 Satin  
Caps Brushed Brass MT0001

Can also be used as a desk chair.

---

## DIMENSIONS

520x660x900 mm

20 1/2"x26"x35 3/8"

---

[BACK TO INDEX](#)

PAG > 414



# SAINT DENIS

DINING CHAIR



FUP110008AAF

## MATERIALS

Back & Seat Fabric FB2100  
Structure Solid Wood SW0007 Satin Open Pore  
Details & Caps Brushed Brass MT0001

Can also be used as a desk chair.

---

## DIMENSIONS

630x620x890 mm

24 3/4"x24 3/8"x35"

---

[BACK TO INDEX](#)

PAG > 415



# MODENA

DESK CHAIR



FUP260001ACP

## MATERIALS

Interior Fabric FB2295

Exterior Leather LT0108

Structure Solid Wood SW0011 Satin Close Pore

Caps Brushed Brass MT0028

---

## DIMENSIONS

600x650x850 mm

23 5/8" x 25 5/8" x 33 1/2"

---

[BACK TO INDEX](#)

PAG > 416



# TOWNSVILLE

DINING CHAIR



FUP110011AAA

## MATERIALS

Seat & Interior Back Velvet VL0771

Exterior Back Fabric FB2413

Structure Solid Wood SW0007 Satin Open Pore

Details Brushed Brass MT0028

Can also be used as a desk chair.

---

## DIMENSIONS

500x600x850 mm

19 ¾"x23 ⅝"x33 ½"

---

[BACK TO INDEX](#)

PAG > 417



# MASCATE

DINING ARMCHAIR



FUP100007AAA

## MATERIALS

Interior Velvet VL0776  
Exterior & Piping Fabric FB2419  
Structure Solid Wood SW0007 Satin Open Pore  
Caps & Details Brushed Brass MT0028

---

## DIMENSIONS

600x600x860 mm

23 5/8" x 23 5/8" x 33 7/8"

---

[BACK TO INDEX](#)

PAG > 418



# MARRAKESH

DINING ARMCHAIR



FUP100008AAA

## MATERIALS

Interior & Back Detail Velvet VL0776

Exterior & Piping Fabric FB2419

Base Wood Veneer VN0028 Satin Open Pore

Details Brushed Brass MT0028

---

## DIMENSIONS

700x600x820 mm

27 ½"x23 ⅝"x32 ¼"

---

[BACK TO INDEX](#)

PAG > 419



# MISOOL

DINING ARMCHAIR



FUP100006AAE

## MATERIALS

Structure Solid Wood SW0008 Matte Open Pore  
Main Fabric FB1515  
Base Velvet VL0450  
Details Brushed Brass MT0001

---

## DIMENSIONS

520x600x850 mm

20 ½"x23 ⅝"x33 ½"

---

[BACK TO INDEX](#)

PAG > 420



# BAHRU II

DINING CHAIR



FUP110014AAA

## MATERIALS

Seat Velvet VL0450

Back Fabric FB2326

Structure Solid Wood SW0007 Satin Open Pore

Details Brushed Brass MT0028

Can also be used as a desk chair.

---

## DIMENSIONS

510x620x890 mm

20 1/8" x 24 3/8" x 35"

---

[BACK TO INDEX](#)

PAG > 421



# BAHRU II

DINING ARMCHAIR



FUP100011AAU

## MATERIALS

Main Fabric FB2626

Details Brushed Brass MT0028

Structure Solid Wood SW0007 Satin Open Pore

---

## DIMENSIONS

600x670x900 mm

23 5/8" x 26 3/8" x 35 3/8"

---

[BACK TO INDEX](#)

PAG > 422





# CRETE

DINING ARMCHAIR



FUP110012ABM

## MATERIALS

Seat & Interior Back Fabric FB2464

Exterior Back Detail Velvet VL0871

Structure Solid Wood SW0009 Satin Open Pore

Details Brushed Brass MT0028

Can also be used as a desk chair.

---

## DIMENSIONS

605x564x910 mm

23 7/8"x22 1/4"x35 7/8"



# KOCHI

DINING CHAIR



FUP110013AAA

## MATERIALS

Seat & Back Velvet VL0839  
Structure Solid Wood SW0007 Satin Open Pore  
Details Brushed Brass MT0028

Can also be used as a desk chair.

---

## DIMENSIONS

680x580x870 mm

26 <sup>3</sup>/<sub>4</sub>"x22 <sup>7</sup>/<sub>8</sub>"x34 <sup>1</sup>/<sub>4</sub>"

---

[BACK TO INDEX](#)

PAG > 424



# KOCHI

DINING ARMCHAIR



FUP100010AAA

## MATERIALS

Seat & Back Velvet VL0839

Structure Solid Wood SW0007 Satin Open Pore

Details Brushed Brass MT0028

---

## DIMENSIONS

680x600x870 mm

26 <sup>3</sup>/<sub>4</sub>"x23 <sup>5</sup>/<sub>8</sub>"x34 <sup>1</sup>/<sub>4</sub>"

---

[BACK TO INDEX](#)

PAG > 425



# TOWNSVILLE

DINING ARMCHAIR



FUP100009AAG

## MATERIALS

Seat & Interior Back Velvet VL0771  
Exterior Back Fabric FB2413  
Structure Solid Wood SW0007 Satin Open Pore  
Details Brushed Brass MT0028

---

## DIMENSIONS

620x600x850 mm

24 <sup>3</sup>/<sub>8</sub>"x23 <sup>5</sup>/<sub>8</sub>"x33 <sup>1</sup>/<sub>2</sub>"

---

[BACK TO INDEX](#)

PAG > 426



# BASTILLE

DINING ARMCHAIR



FUP100012AAC

## MATERIALS

Seat & Piping Velvet VL0836

Back Fabric FB2626

Structure Solid Wood SW0007 Satin Open Pore

Caps Brushed Brass MT0028



## DIMENSIONS

590x600x920 mm

23 1/4" x 23 5/8" x 36 1/4"

[BACK TO INDEX](#)

PAG > 427



# BEIRUT

DINING CHAIR



FUP110015AAA

## MATERIALS

Back & Skirt Fabric FB3023

Seat Velvet VL0840

Structure Solid Wood SW0007 Satin Open Pore

Details Brushed Brass MT0028

Can also be used as a desk chair.

---

## DIMENSIONS

605x600x850 mm

23 7/8" x 23 5/8" x 33 1/2"

---

[BACK TO INDEX](#)

PAG > 428



# MARRAKESH

DESK CHAIR



FUP260003AAK

## MATERIALS

Interior Fabric FB3022

Exterior & Piping Leather LT0285

Base Wood Veneer VN0028 Satin Open Pore

Details Polished Stainless Steel MT0008

---

## DIMENSIONS

800x700x900 mm

31 ½" x 27 ½" x 35 ⅜"

---

[BACK TO INDEX](#)

PAG > 429



# FUJI

DINING ARMCHAIR



FUP100013AAB

## MATERIALS

Exterior & Interior Back Fabric FB2798

Seat Leather LT0155

Structure Solid Wood SW0007 Satin Open Pore

Details Brushed Brass MT0028

---

## DIMENSIONS

600x600x800 mm

23 5/8" x 23 5/8" x 31 1/2"

---

[BACK TO INDEX](#)

PAG > 430





UPHOLSTERY  
BAR STOOLS

2023 CATALOGUE

[BACK TO INDEX](#)



# MISOOL

BAR STOOL



FUP270002ACW

## MATERIALS

Main Fabric FB2282  
Base Leather LT0319  
Structure Solid Wood SW0007 Satin Open Pore  
Details Brushed Brass MT0001

---

## DIMENSIONS

520x490x1000 mm

20 ½"x19 ¼"x39 ⅜"

---

[BACK TO INDEX](#)

PAG > 432



# AZZURE

BAR STOOL



FUP270001AAU

## MATERIALS

Interior Fabric FB2626

Exterior Fabric FB3026

Structure Lacquered Wood LQ0005 Satin

Details & Caps Brushed Brass MT0028

---

## DIMENSIONS

470x540x1130 mm

18 ½"x21 ¼"x44 ½"

---

[BACK TO INDEX](#)

PAG > 433



# BELFAST

BAR STOOL



FUP270003AAA

## MATERIALS

Main Velvet VL0632  
Back Detail & Base Fabric FB2418  
Piping Leather Trimming TM0003  
Details Brushed Brass MT0028  
Structure Solid Wood SW0007 Satin Open Pore

---

## DIMENSIONS

500x520x1000 mm

19 3/4"x20 1/2"x39 3/8"

---

[BACK TO INDEX](#)

PAG > 434



# PALMA

BAR STOOL



FUP270004AAE

## MATERIALS

Seat & Back Velvet VL0841  
Exterior Back Detail Fabric FB2629  
Piping Leather Trimming TM0003  
Structure Solid Wood SW0007 Satin Open Pore  
Details Brushed Brass MT0028

---

## DIMENSIONS

520x500x1060 mm

20 1/2"x19 3/4"x41 3/4"

---

[BACK TO INDEX](#)

PAG > 435





UPHOLSTERY

# CHAISE LONGUE

2023 CATALOGUE

[BACK TO INDEX](#)



# COPENHAGEN NEW *Product*

CHAISE LONGUE



FUP060002AAB

## MATERIALS

Main Fabric FB3024  
Interior Back Velvet VL0840  
Base Wood Veneer VN0028 Satin Open Pore  
Details Brushed Brass MT0028

Decorative Cushion not included FTX060080ABN: 450x100x300 mm,  
Front & Back Velvet VL0871, Piping Velvet VL0840  
Decorative Cushion not included FTX060080ABO: 350x100x250 mm,  
Front Velvet VL1100, Back Satin SA0270, Piping Velvet VL0840

---

## DIMENSIONS

1700x900x820 mm

66 <sup>7</sup>/<sub>8</sub>"x35 <sup>3</sup>/<sub>8</sub>"x32 <sup>1</sup>/<sub>4</sub>"



THE COLLECTION







# LIGHTING

2023 CATALOGUE

[BACK TO INDEX](#)



LIGHTING

DESIGNS  
THAT DO  
MORE THAN  
ILLUMINATE

*Innovators*





LIGHTING

# TABLE LAMPS



# OLIVA

TABLE LAMP



FLF040018AAB

## MATERIALS

Structure Bronze Mirror GM0006

Detail Brushed Brass MT0028

Lampshade Cylindrical FLS040018AAL:

Double Silk SE0171

---

## OVERALL DIMENSIONS

450x450x820 mm

17 3/4"x17 3/4"x32 1/4"

## STRUCTURE DIMENSIONS

220x220x615 mm

8 5/8"x8 5/8"x24 1/4"

## LAMPSHADE DIMENSIONS

Ø450x250 mm

Ø17 3/4"x9 7/8"

---

[BACK TO INDEX](#)

PAG > 442



# DUNDEE

TABLE LAMP



FLF040011AAD

## MATERIALS

Structure Bronze Mirror GM0006  
Details Polished Stainless Steel MT0008

Lampshade Cylindrical FLS040022AAD:  
Double Silk SE0171

---

## OVERALL DIMENSIONS

400x400x700 mm

15 3/4"x15 3/4"x27 1/2"

## STRUCTURE DIMENSIONS

160x150x510 mm

6 1/4"x5 7/8"x20 1/8"

## LAMPSHADE DIMENSIONS

Ø400x250 mm

Ø15 3/4"x9 7/8"

---

[BACK TO INDEX](#)

PAG > 443



# VALENÇA

TABLE LAMP



FLF040023AAF

## MATERIALS

Main Bronze Mirror GM0006  
Details Brushed Brass MT0028

Lampshade Conical FLS010012AAG:  
Double Silk SE0171

---

## OVERALL DIMENSIONS

480x480x990 mm

18 7/8" x 18 7/8" x 39"

## STRUCTURE DIMENSIONS

200x285x728 mm

7 7/8" x 11 1/4" x 28 5/8"

## LAMPSHADE DIMENSIONS

Ø480xØ380x380 mm

Ø18 7/8" x Ø15" x 15"

---

[BACK TO INDEX](#)

PAG > 444



# MOSS

TABLE LAMP



FLF040016AAA

## MATERIALS

Structure Lacquered Wood LQ0003 High Gloss Close Pore  
Details Polished Stainless Steel MT0008

Lampshade Conical FLS010011AAB:  
Interior Covering CV0001  
Exterior Satin SA0254

---

## OVERALL DIMENSIONS

480x480x860 mm

18 7/8" x 18 7/8" x 33 7/8"

## STRUCTURE DIMENSIONS

350x300x530 mm

13 3/4" x 11 3/4" x 20 7/8"

## LAMPSHADE DIMENSIONS

Ø480xØ380x380 mm

Ø18 7/8" x Ø15" x 15"



# ACCRA

TABLE LAMP



FLF040020AAA

## MATERIALS

Structure Polished Stainless Steel MT0008

Pendant Ornament FPO010009AAA - P

Lampshade FLS040001ADA:

Double Silk SE0171

---

## OVERALL DIMENSIONS

400x400x890 mm

15 3/4"x15 3/4"x35"

## STRUCTURE DIMENSIONS

200x200x700 mm

7 7/8"x7 7/8"x27 1/2"

## LAMP SHADE DIMENSIONS

Ø400x250 mm

Ø15 3/4"x9 7/8"

---

[BACK TO INDEX](#)

PAG > 446



# LAOS

TABLE LAMP



FLF040035AAA

## MATERIALS

Structure Brushed Brass MT0001

Base Wood Veneer VN0050 High Gloss Close Pore

Pendant Ornament FPO010004AAA - W

Lampshade Cylindrical FLS040010ABJ:

Double Silk SE0171

---

## OVERALL DIMENSIONS

Ø400x970 mm

Ø15 3/4"x38 1/4"

## STRUCTURE DIMENSIONS

200x200x800 mm

7 7/8"x7 7/8"x31 1/2"

## LAMP SHADE DIMENSIONS

Ø400x250 mm

Ø15 3/4"x9 7/8"

---

[BACK TO INDEX](#)

PAG > 447



# MAUI

TABLE LAMP



FLF040037AAZ

## MATERIALS

Structure Brushed Brass MT0001  
Front & Base Stone ST0094  
Back Inlay Bronze Mirror GM0006

Lampshade Cylindrical FLS040015AAAY:  
Double Silk SE0171

---

## OVERALL DIMENSIONS

Ø400x695 mm

Ø15 ¾"x27 ⅜"

## STRUCTURE DIMENSIONS

Ø170x520 mm

Ø6 ¾"x20 ½"

## LAMP SHADE DIMENSIONS

Ø400x250 mm

Ø15 ¾"x9 ⅞"

---

[BACK TO INDEX](#)

PAG > 448



# BRISTOL

TABLE LAMP



FLF040005AAF

## MATERIALS

Structure Brushed Brass MT0028

Lampshade Cylindrical FLS040012AAH:  
Pleated Silk SE0171

---

## OVERALL DIMENSIONS

370x300x770 mm

14 5/8" x 11 3/4" x 30 1/4"

## STRUCTURE DIMENSIONS

240x200x770 mm

9 1/2" x 7 7/8" x 30 1/4"

## LAMPSHADE DIMENSIONS

Ø350x200 mm

Ø13 3/4" x 7 7/8"

---

[BACK TO INDEX](#)

PAG > 449



# ABERDEEN

TABLE LAMP



FLF040004AAH

## MATERIALS

Base Leather LT0108  
Structure Brushed Brass MT0028

Lampshade Cylindrical FLS040021AAF:  
Double Silk SE0171

---

## OVERALL DIMENSIONS

350x300x750 mm  
13 ¾"x11 ¾"x29 ½"

## STRUCTURE DIMENSIONS

240x200x750 mm  
9 ½"x7 ⅞"x29 ½"

## LAMPSHADE DIMENSIONS

Ø300x200 mm  
Ø11 ¾"x7 ⅞"

---

[BACK TO INDEX](#)

PAG > 450



# VEVEY

TABLE LAMP



FLF040042AAB

## MATERIALS

Structure Brushed Brass MT0028

Top & Base Wood Veneer VN0028 Satin Open Pore

Lampshade Cylindrical FLS040030AAE:

Double Silk SE0171



---

## OVERALL DIMENSIONS

220x150x470 mm

8 5/8" x 5 7/8" x 18 1/2"

## STRUCTURE DIMENSIONS

220x150x470 mm

8 5/8" x 5 7/8" x 18 1/2"

## LAMPSHADE DIMENSIONS

Ø150x260 mm

Ø5 7/8" x 10 1/4"

---

[BACK TO INDEX](#)

PAG > 451



# BONN

TABLE LAMP



FLF040038AAH

## MATERIALS

Bottom Solid Wood SW0007 Satin Open Pore  
Base Wood Veneer VN0028 Satin Open Pore  
Structure Brushed Brass MT0001

Lampshade Cylindrical FLS040014AAR:  
Double Silk SE0171

---

## OVERALL DIMENSIONS

164x140x410 mm

6 ½" x 5 ½" x 16 ⅛"

## STRUCTURE DIMENSIONS

164x140x410 mm

6 ½" x 5 ½" x 16 ⅛"

## LAMPSHADE DIMENSIONS

Ø120x190 mm

Ø4 ¾" x 7 ½"

---

[BACK TO INDEX](#)

PAG > 452



# TRIER

TABLE LAMP



FLF040040AAA

## MATERIALS

Main Wood Veneer VN0050 High Gloss Close Pore  
Centre Inlay Stone ST0005  
Details Brushed Brass MT0001

Lampshade Cylindrical FLS040029AAH:  
Double Silk SE0171

(Light Bulb included)

---

## OVERALL DIMENSIONS

Ø400x530 mm

Ø15 ¾"x20 7/8"

## STRUCTURE DIMENSIONS

240x180x410 mm

9 ½"x7 1/8"x16 1/8"

## LAMPSHADE DIMENSIONS

Ø400x200 mm

Ø15 ¾"x7 7/8"

---

[BACK TO INDEX](#)

PAG > 453



# BUDAPEST

TABLE LAMP



FLF040044AAA

## MATERIALS

Elipses Black Glass GM0047  
Details Brushed Brass MT0001  
Base Stone ST0005

Lampshade Cylindrical FLS040035AAE:  
Double Silk SE0171

(Light Bulb included)

---

## OVERALL DIMENSIONS

Ø400x520 mm

Ø15 3/4" x 20 1/2"

## STRUCTURE DIMENSIONS

Ø350x390 mm

Ø13 3/4" x 15 3/8"

## LAMPSHADE DIMENSIONS

Ø400x200 mm

Ø15 3/4" x 7 7/8"

---

[BACK TO INDEX](#)

PAG > 454



# OMAN

TABLE LAMP



FLF040036ABB

## MATERIALS

Structure Leather LT0270  
Details Brushed Brass MT0001

Lampshade Conical FLS010006ABC:  
Double Silk SE0171

---

## OVERALL DIMENSIONS

350x350x780 mm

13 ¾"x13 ¾"x30 ¾"

## STRUCTURE DIMENSIONS

Ø100x540 mm

Ø4"x21 ¼"

## LAMPSHADE DIMENSIONS

Ø350xØ300x300 mm

Ø13 ¾"xØ11 ¾"x11 ¾"



# CLOS

TABLE LAMP



FLF040032ABH

## MATERIALS

Details Brushed Brass MT0028

Structure Leather LT0270

Lampshade Conical FLS010001AAY:

Double Silk SE0171

---

## OVERALL DIMENSIONS

350x350x780 mm

13 3/4"x13 3/4"x30 3/4"

## STRUCTURE DIMENSIONS

Ø120x545 mm

Ø4 3/4"x21 1/2"

## LAMPSHADE DIMENSIONS

Ø350xØ300x300 mm

Ø13 3/4"xØ11 3/4"x11 3/4"

---

[BACK TO INDEX](#)

PAG > 456



# BIARRITZ

TABLE LAMP



FLF040029AAC

## MATERIALS

Structure Brushed Brass MT0028

Inlay Stone ST0019

Lampshade Cylindrical FLS040024AAH:

Double Silk SE0171

---

## OVERALL DIMENSIONS

500x500x810 mm

19 3/4"x19 3/4"x31 7/8"

## STRUCTURE DIMENSIONS

140x140x670 mm

5 1/2"x5 1/2"x26 3/8"

## LAMPSHADE DIMENSIONS

Ø500x250 mm

Ø19 3/4"x9 7/8"

---

[BACK TO INDEX](#)

PAG > 457



# HANOI

TABLE LAMP



FLF040033AAL

## MATERIALS

Structure Brushed Brass MT0028  
Base Lacquered Wood LQ0003 High Gloss  
Pendant Ornament FPO010005AAA - A

Lampshade FLS040005ABK:  
Double Silk SE0171

---

## OVERALL DIMENSIONS

Ø400x990 mm

Ø15 ¾"x39"

## STRUCTURE DIMENSIONS

200x200x790 mm

7 ⅞"x7 ⅞"x31 ⅛"

## LAMP SHADE DIMENSIONS

Ø400x250 mm

Ø15 ¾"x9 ⅞"

---


[BACK TO INDEX](#)

PAG > 458



# HOBART

TABLE LAMP



FLF040034AAR

## MATERIALS

Structure Leather LT0060  
Details Brushed Brass MT0028

Lampshade Conical FLS010003ABC:  
Double Silk SE0171

---

## OVERALL DIMENSIONS

280x280x735 mm

11"x11"x29"

## STRUCTURE DIMENSIONS

200x200x550 mm

7 7/8"x7 7/8"x21 5/8"

## LAMPSHADE DIMENSIONS

Ø280xØ220x250 mm

Ø11"xØ8 5/8"x9 7/8"

---

[BACK TO INDEX](#)

PAG > 459



# MAUI II

TABLE LAMP



FLF040045AAT

## MATERIALS

Structure Brushed Brass MT0001  
Front & Base Stone ST0094  
Back Inlay Bronze Mirror GM0006

Lampshade Cylindrical FLS040015AAY:  
Double Silk SE0171

---

## OVERALL DIMENSIONS

Ø400x885 mm

Ø15 ¾"x34 ⅞"

## STRUCTURE DIMENSIONS

Ø170x705 mm

Ø6 ¾"x20 ½"

## LAMPSHADE DIMENSIONS

Ø400x250 mm

Ø15 ¾"x9 ⅞"

---

[BACK TO INDEX](#)

PAG > 460



# VENEZA

TABLE LAMP



FLF040009AAA

## MATERIALS

Structure Lacquered Wood LQ0003 High Gloss  
Details Polished Stainless Steel MT0008

Lampshade Conical FLS010005AAI:  
Double Silk SE0171

---

## OVERALL DIMENSIONS

450x450x800 mm

17 3/4"x17 3/4"x31 1/2"

## STRUCTURE DIMENSIONS

Ø130x550 mm

Ø5 1/8"x21 5/8"

## LAMPSHADE DIMENSIONS

Ø450xØ350x350 mm

Ø17 3/4"xØ13 3/4"x13 3/4"

---

[BACK TO INDEX](#)

PAG > 461



# SOUL

TABLE LAMP



FLF040026AAC

## MATERIALS

Structure Polished Stainless Steel MT0008

Base Stone ST0019

Pendant Ornament FPO010009AAA - U

Lampshade Cylindrical FLS040004AAI:

Double Silk SE0171

---

## OVERALL DIMENSIONS

400x400x890 mm

15 3/4"x15 3/4"x35"

## STRUCTURE DIMENSIONS

270x240x715 mm

10 5/8"x9 1/2"x28 1/8"

## LAMPSHADE DIMENSIONS

Ø400x250 mm

Ø15 3/4"x9 7/8"

---

[BACK TO INDEX](#)

PAG > 462



# NAIROBI

TABLE LAMP



FLF040013AAH

## MATERIALS

Structure Wood Veneer VN0050 High Gloss Close Pore  
Details Brushed Brass MT0028

Lampshade Conical FLS010010AAF:  
Double Silk SE0171

---

## OVERALL DIMENSIONS

450x450x980 mm

17 3/4"x17 3/4"x38 5/8"

## STRUCTURE DIMENSIONS

Ø130x695 mm

Ø5 1/8"x27 3/8"

## LAMPSHADE DIMENSIONS

Ø450xØ350x350 mm

Ø17 3/4"xØ13 3/4"x13 3/4"

---

[BACK TO INDEX](#)

PAG > 463



# SAGRES

TABLE LAMP



FLF040019AAK

## MATERIALS

Structure Brushed Brass MT0028

Base Wood Veneer VN0050 High Gloss Close Pore

Pendant Ornament FPO010015AAA - S

Lampshade FLS040002ABA:

Double Silk SE0171

---

## OVERALL DIMENSIONS

220x220x900 mm

8 5/8" x 8 5/8" x 35 3/8"

## STRUCTURE DIMENSIONS

220x220x900 mm

8 5/8" x 8 5/8" x 35 3/8"

## LAMPSHADE DIMENSIONS

Ø150x260 mm

Ø5 7/8" x 10 1/4"

---

[BACK TO INDEX](#)

PAG > 464



# TRIESTE

TABLE LAMP



FLF040046AAF

## MATERIALS

Structure, Details & Knurl Brushed Brass MT0028

Base Wood Veneer VN0028 Satin Open Pore

Base Inlay Stone ST0005

Cable Golden Fabric

(Light Bulb included)

---

## DIMENSIONS

Ø200x475 mm

Ø7 7/8"x18 3/4"



# ASPEN

TABLE LAMP



BIG - FLF040047AAK  
SMALL - FLF040047AAJ

## MATERIALS

Structure Solid Wood SW0007 Satin Open Pore  
Base Inlay Bronze Mirror GM0006  
Details & Knurl Brushed Brass MT0028  
Cable Golden Fabric  
(Light Bulb included)

## DIMENSIONS

**B** Ø125x450 mm

**S** Ø125x380 mm

**B** Ø4 7/8" x 17 3/4"

**S** Ø4 7/8" x 15"



# NAPLES

TABLE LAMP



FLF040052AAG

## MATERIALS

Structure Lacquered Wood LQ0002 High Gloss  
Structure Inlay Leather LT0298  
Bottom Detail Stone ST0019  
Base & Details Wood Veneer VN0028 Satin Open Pore  
Details Brushed Brass MT0028  
Cable Golden Fabric

Lampshade Cylindrical FLS040043AAB:  
Double Silk SE0171

---

## OVERALL DIMENSIONS

Ø400x700 mm

Ø15 3/4" x 27 1/2"

## STRUCTURE DIMENSIONS

Ø180x582 mm

Ø7 1/8" x 22 7/8"

## LAMPSHADE DIMENSIONS

Ø400x200 mm

Ø15 3/4" x 7 7/8"

---

[BACK TO INDEX](#)

PAG > 467



# MADRID

TABLE LAMP



FLF040048AAA

## MATERIALS

Structure Painted Iron MT0020  
Details & Knurl Brushed Brass MT0028  
Base Stone ST0005  
Base Lacquered Wood LQ0044 High Gloss  
Cable Golden Fabric

Lampshade Cylindrical FLS040040AAC:  
Double Silk SE0173

(Light Bulb included)

---

## OVERALL DIMENSIONS

430x300x650 mm

16 7/8" x 11 3/4" x 25 5/8"

## STRUCTURE DIMENSIONS

260x220x650 mm

10 1/4" x 8 5/8" x 25 5/8"

## LAMPSHADE DIMENSIONS

Ø200x170 mm

Ø7 7/8" x 6 3/4"

---

[BACK TO INDEX](#)

PAG > 468



# CÁCERES

TABLE LAMP



FLF040051AAA

## MATERIALS

Details Brushed Brass MT0028  
Top & Base Detail Wood Veneer VN0028 Satin Open Pore  
Structure Lacquered Wood LQ0010 High Gloss  
Base Detail Stone ST0019  
Cable Golden Fabric

Lampshade Cylindrical FLS040042AAA:  
Double Silk SE0171

(Light Bulb included)

---

## OVERALL DIMENSIONS

Ø400x800 mm

Ø15 ¾"x31 ½"

## STRUCTURE DIMENSIONS

Ø130x635 mm

Ø5 ⅛"x25"

## LAMPSHADE DIMENSIONS

Ø400x250 mm

Ø15 ¾"x9 ⅞"

---

[BACK TO INDEX](#)

PAG > 469



# CHIANG MAI

TABLE LAMP



FLF040050AAA

## MATERIALS

Structure, Details & Knurl Brushed Brass MT0028  
Top Detail Solid Wood SW0009 Satin Open Pore  
Base Stone ST0019  
Base Wood Veneer VN0162 Satin Open Pore  
Pendant Ornament FPO010005AAA - AW  
Cable Golden Fabric

Lampshade Cylindrical FLS010015AAG:  
Double Silk SE0171

---

## OVERALL DIMENSIONS

250x210x900 mm

9 7/8" x 8 1/4" x 35 3/8"

## STRUCTURE DIMENSIONS

250x210x900 mm

9 7/8" x 8 1/4" x 35 3/8"

## LAMPSHADE DIMENSIONS

Ø150xØ130x300 mm

Ø5 7/8" x Ø5 1/8" x 11 3/4"

---

[BACK TO INDEX](#)

PAG > 470



# CORFU

TABLE LAMP



FLF040049AAA

## MATERIALS

Structure Painted Iron MT0020

Details Polished Stainless Steel MT0008

Top Detail & Base Lacquered Wood LQ0038 High Gloss

Base Stone ST0089

Cable Light Grey Fabric

Lampshade Cylindrical FLS040041AAA:

Double Silk SE0173

---

## OVERALL DIMENSIONS

Ø350x730 mm

Ø13 3/4"x28 3/4"

## STRUCTURE DIMENSIONS

250x160x730 mm

9 7/8"x6 1/4"x28 3/4"

## LAMPSHADE DIMENSIONS

Ø350x200 mm

Ø13 3/4"x7 7/8"

---

[BACK TO INDEX](#)

PAG > 471



# TOBAGO

TABLE LAMP



FLF040053AAE

## MATERIALS

Structure Painted Iron MT0042

Details Brushed Brass MT0028

Base Detail Wood Veneer VN0128 High Gloss Close Pore

(Light Bulb included)

---

## DIMENSIONS

160x230x550 mm

6 ¼"x9"x21 ⅝"

---

[BACK TO INDEX](#)

PAG > 472



# PORTLAND

TABLE LAMP



FLF040054AAA

## MATERIALS

Top Detail Wood Veneer VN0056 High Gloss Close Pore  
Body Stone ST0019  
Base Detail Wood Veneer VN0056 High Gloss Close Pore  
Structure & Knurl Brushed Brass MT0028

---

## DIMENSIONS

285x140x507 mm

11 ¼"x5 ½"x20"

---

[BACK TO INDEX](#)

PAG > 473



# PALM SPRINGS

TABLE LAMP



FLF040055AAA

## MATERIALS

Top & Bottom Detail Solid Wood SW0007 Satin Open Pore  
Structure, Details & Knurl Brushed Brass MT0028  
Base Stone ST0019  
Base Wood Veneer VN0028 Satin Open Pore

---

## DIMENSIONS

140x215x387 mm  
5 ½"x8 ½"x15 ¼"

---

[BACK TO INDEX](#)

PAG > 474



# CHAMONIX NEW *Product*

TABLE LAMP



FLF040056AAA

## MATERIALS

Structure Solid Wood SW0007 Satin Open Pore  
Knurl & Details Brushed Brass MT0028  
Base Wood Veneer VN0028 Satin Open Pore

Lampshade Cylindrical FLS040046AAA:  
Double Silk SE0171

---

## OVERALL DIMENSIONS

400x400x855 mm

15 3/4"x15 3/4"x33 5/8"

## STRUCTURE DIMENSIONS

200x200x667 mm

7 7/8"x7 7/8"x26 1/4"

## LAMPSHADE DIMENSIONS

400x400x250 mm

15 3/4"x15 3/4"x9 7/8"



# PASADENA NEW *Product*

TABLE LAMP



FLF040057AAA

## MATERIALS

Structure Leather LT0060  
Body & Base Lacquered Wood LQ0003 High Gloss  
Details Brushed Brass MT0028

Lampshade Cylindrical FLS040047AAA:  
Double Silk SE0171

---

## OVERALL DIMENSIONS

400x400x850 mm

15 3/4"x15 3/4"x33 1/2"

## STRUCTURE DIMENSIONS

200x200x670 mm

7 7/8"x7 7/8"x26 3/8"

## LAMPSHADE DIMENSIONS

400x400x250 mm

15 3/4"x15 3/4"x9 7/8"





LIGHTING

# FLOOR LAMPS



2023 CATALOGUE

[BACK TO INDEX](#)



# HOBART

FLOOR LAMP



FLF020015AAQ

## MATERIALS

Structure Brushed Brass MT0028

Main Leather LT0060

Lampshade Conical FLS010003ABD:

Double Silk SE0171

---

## OVERALL DIMENSIONS

480x480x1880 mm

18 7/8" x 18 7/8" x 74"

## STRUCTURE DIMENSIONS

300x300x1600 mm

11 3/4" x 11 3/4" x 63"

## LAMPSHADE DIMENSIONS

Ø480xØ380x350 mm

Ø18 7/8" x Ø15" x 13 3/4"

---

[BACK TO INDEX](#)

PAG > 478



# LAOS

FLOOR LAMP



FLF020016AAA

## MATERIALS

Structure Brushed Brass MT0028

Base Wood Veneer VN0050 High Gloss Close Pore

Pendant Ornament FPO020004AAA - X

Lampshade Cylindrical FLS040010ABK:

Double Silk SE0171

---

## OVERALL DIMENSIONS

450x450x2080 mm

17 3/4"x17 3/4"x81 7/8"

## STRUCTURE DIMENSIONS

300x300x1680 mm

11 3/4"x11 3/4"x66 1/8"

## LAMPSHADE DIMENSIONS

Ø450x300 mm

Ø17 3/4"x11 3/4"

---

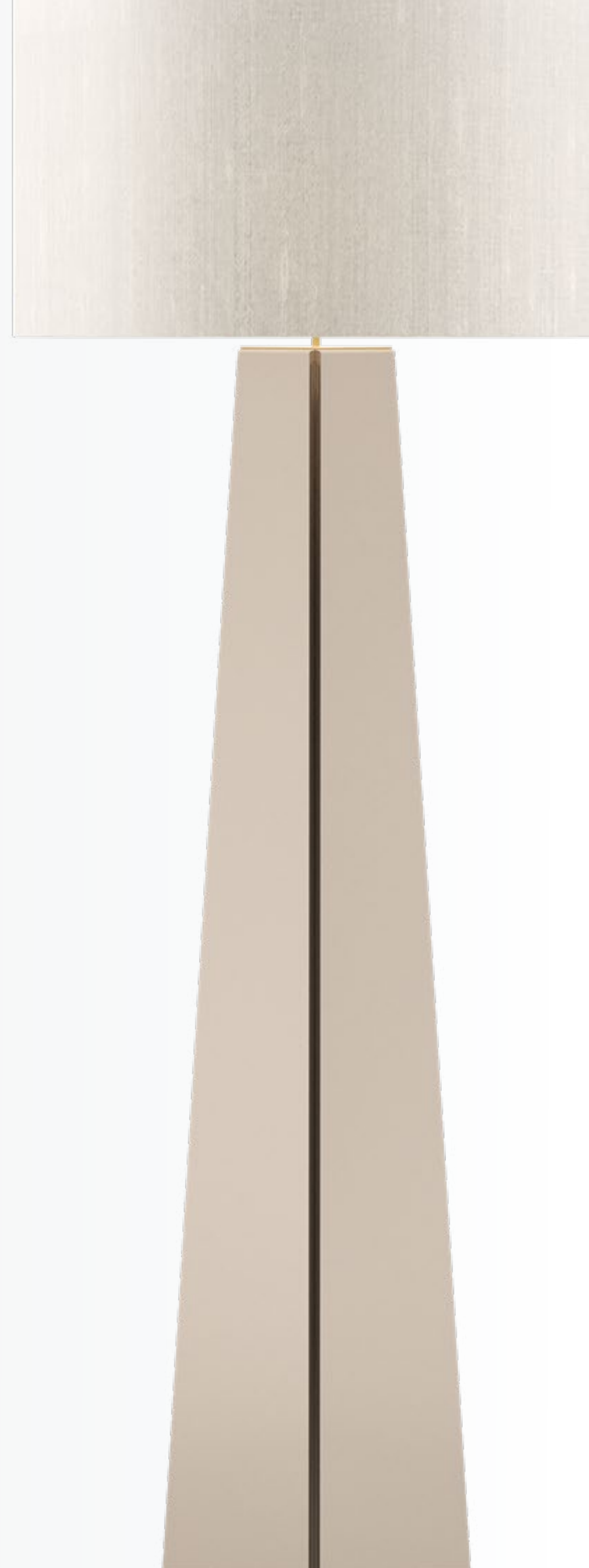
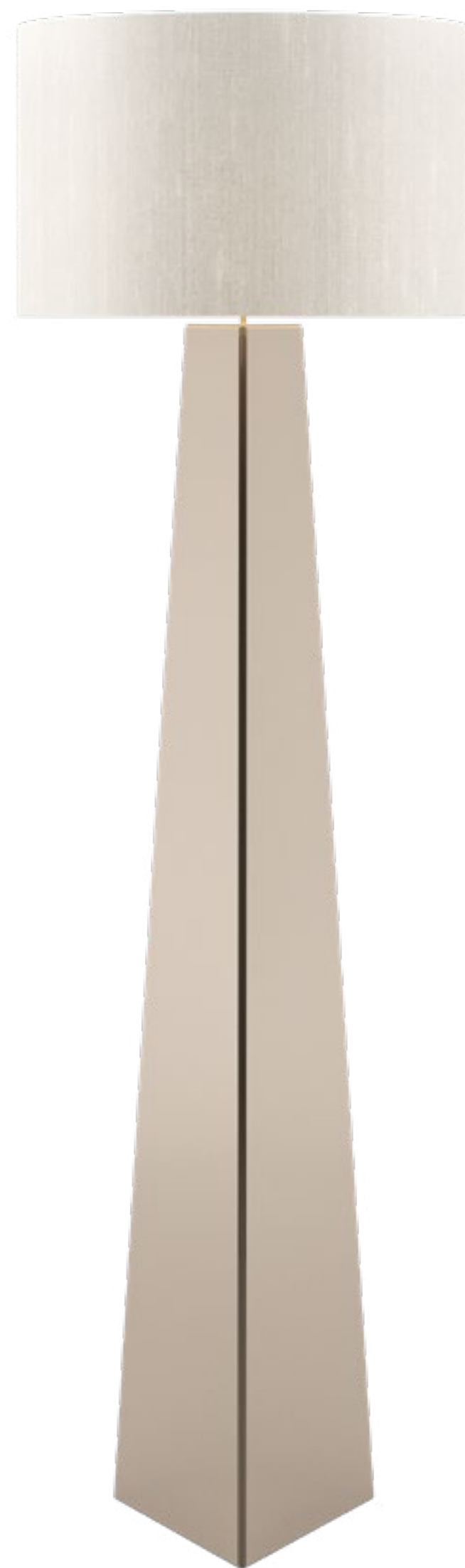
[BACK TO INDEX](#)

PAG > 479



# OLIVA

FLOOR LAMP



FLF020007AAC

## MATERIALS

Structure Bronze Mirror GM0006  
Detail Brushed Brass MT0028

Lampshade Cylindrical FLS040018AAM:  
Double Silk SE0171

---

## OVERALL DIMENSIONS

600x600x1815 mm

23 5/8" x 23 5/8" x 71 1/2"

## STRUCTURE DIMENSIONS

320x320x1515 mm

12 5/8" x 12 5/8" x 59 5/8"

## LAMPSHADE DIMENSIONS

Ø600x350 mm

Ø23 5/8" x 13 3/4"

---

[BACK TO INDEX](#)

PAG > 480



# HANOI

FLOOR LAMP



FLF020014AAI

## MATERIALS

Structure Brushed Brass MT0001  
Base Lacquered Wood LQ0003 High Gloss  
Pendant Ornament FPO020005AAA - L

Lampshade Cylindrical FLS040005ABL:  
Double Silk SE0171

---

## OVERALL DIMENSIONS

450x450x1910 mm

17 3/4"x17 3/4"x75 1/4"

## STRUCTURE DIMENSIONS

300x300x1680 mm

11 3/4"x11 3/4"x66 1/8"

## LAMPSHADE DIMENSIONS

Ø450x300 mm

Ø17 3/4"x11 3/4"

---

[BACK TO INDEX](#)

PAG > 481



# CLOS

FLOOR LAMP



FLF020020AAB

## MATERIALS

Structure Detail Leather LT0061  
Structure Brushed Brass MT0028

Lampshade Conical FLS010001ABC:  
Double Silk SE0171

---

## OVERALL DIMENSIONS

480x480x1840 mm

18 7/8" x 18 7/8" x 72 1/2"

## STRUCTURE DIMENSIONS

Ø300x1540 mm

Ø11 3/4" x 60 5/8"

## LAMPSHADE DIMENSIONS

Ø480xØ380x380 mm

Ø18 7/8" x Ø15" x 15"

---

[BACK TO INDEX](#)

PAG > 482



# OMAN

FLOOR LAMP



FLF020017AAY

## MATERIALS

Details Brushed Brass MT0001

Structure Leather LT0061

Lampshade Conical FLS010006ABH:

Double Silk SE0171

---

## OVERALL DIMENSIONS

480x480x1860 mm

18 7/8" x 18 7/8" x 73 1/4"

## STRUCTURE DIMENSIONS

Ø300x1540 mm

Ø11 3/4" x 60 5/8"

## LAMPSHADE DIMENSIONS

Ø480xØ380x380 mm

Ø18 7/8" x Ø15" x 15"

---

[BACK TO INDEX](#)

PAG > 483



# ACCRA

FLOOR LAMP



FLF020009AAA

## MATERIALS

Structure Polished Stainless Steel MT0008

Pendant Ornament FPO020009AAA - Q

Lampshades Cylindrical FLS040001ADB:

Double Silk SE0171

---

## OVERALL DIMENSIONS

450x450x1810 mm

17 3/4"x17 3/4"x71 1/4"

## STRUCTURE DIMENSIONS

300x300x1580 mm

11 3/4"x11 3/4"x62 1/4"

## LAMPSHADE DIMENSIONS

Ø450x300 mm

Ø17 3/4"x11 3/4"

---

[BACK TO INDEX](#)

PAG > 484



# SAGRES

FLOOR LAMP



FLF020008AAA

## MATERIALS

Structure Polished Stainless Steel MT0008  
Base Lacquered Wood LQ0003 High Gloss  
Pendant Ornament FPO020018AAA - T

Lampshades Cylindrical FLS040002ABB:  
Double Silk SE0171

---

## OVERALL DIMENSIONS

320x320x1820 mm

12 5/8" x 12 5/8" x 71 5/8"

## STRUCTURE DIMENSIONS

320x320x1820 mm

12 5/8" x 12 5/8" x 71 5/8"

## LAMPSHADE DIMENSIONS

Ø200x350 mm

Ø7 7/8" x 13 3/4"

---


[BACK TO INDEX](#)

PAG > 485



# SOUL

FLOOR LAMP



FLF020011AAJ

## MATERIALS

Structure Brushed Brass MT0010

Base Stone ST0019

Pendant Ornament FPO020009AAA

Lampshade Cylindrical FLS040004AAJ:

Double Silk SE0171

---

## OVERALL DIMENSIONS

450x450x1815 mm

17 ¾"x17 ¾"x71 ½"

## STRUCTURE DIMENSIONS

330x330x1590 mm

13"x13"x62 ⅝"

## LAMPSHADE DIMENSIONS

Ø450x300 mm

Ø17 ¾"x11 ¾"

---

[BACK TO INDEX](#)

PAG > 486



# NAPLES

FLOOR LAMP



FLF020024AAA

## MATERIALS

Structure Lacquered Wood LQ0002 High Gloss  
Structure Inlay Leather LT0047  
Top Detail Stone ST0019  
Base & Details Wood Veneer VN0028 Satin Open Pore  
Details Brushed Brass MT0028  
Cable Golden Fabric

Lampshade Cylindrical FLS040043AAA:  
Double Silk SE0171

---

## OVERALL DIMENSIONS

Ø450x1700 mm

Ø17 ¾" x 66 ⅞"

## STRUCTURE DIMENSIONS

Ø200x1500 mm

Ø7 ⅞" x 59"

## LAMPSHADE DIMENSIONS

Ø450x300 mm

Ø17 ¾" x 11 ¾"

---


[BACK TO INDEX](#)

PAG > 487



# MADRID

FLOOR LAMP



FLF020023AAA

## MATERIALS

Structure Painted Iron MT0020  
Details & Knurl Brushed Brass MT0028  
Base Stone ST0005  
Base Wood Veneer VN0162 Satin Open Pore  
Cable Golden Fabric

Lampshade Cylindrical FLS040040AAB:  
Double Silk SE0171

---

## OVERALL DIMENSIONS

625x450x1700 mm

24 5/8"x17 3/4"x66 7/8"

## STRUCTURE DIMENSIONS

425x300x1700 mm

16 3/4"x11 3/4"x66 7/8"

## LAMPSHADE DIMENSIONS

Ø450x300 mm

Ø17 3/4"x11 3/4"

---

[BACK TO INDEX](#)

PAG > 488



# PORTLAND

NEW  
*Product*

FLOOR LAMP



FLF020025AAA

## MATERIALS

Top Detail & Base Stone ST0019  
Body Wood Veneer VN0056 High Gloss Close Pore  
Structure Brushed Brass MT0028  
Knurl Brushed Brass MT0028

---

## DIMENSIONS

475x220x1700 mm

18 3/4" x 8 5/8" x 66 7/8"

---

[BACK TO INDEX](#)

PAG > 489



# JUNEAU

NEW  
*Product*

FLOOR LAMP



FLF020026AAA

## MATERIALS

Lampshade & Base Stone ST0019  
Base Detail Wood Veneer VN0028 Satin Open Pore  
Structure Detail Solid Wood SW0007 Satin Open Pore  
Structure & Details Brushed Brass MT0028

---

## DIMENSIONS

300x300x1600 mm

11 3/4" x 11 3/4" x 63"

---

[BACK TO INDEX](#)

PAG > 490





LIGHTING

# CEILING LAMPS

2023 CATALOGUE

[BACK TO INDEX](#)



# BROOME

CEILING LAMP



FLF010011AAA

## MATERIALS

Structure Brushed Brass MT0001

Lampshades Cylindrical FLS040009AAM (10x):  
Double Silk & Diffuser SE0171

(This lamp weighs 19kgs)

---

**OVERALL DIMENSIONS**  
450x490x1730 mm

17 3/4" x 19 1/4" x 68 1/8"

**STRUCTURE DIMENSIONS**  
440x440x1580 mm

17 3/8" x 17 3/8" x 62 1/4"

**LAMPSHADE DIMENSIONS**  
Ø150x250 mm

Ø5 7/8" x 9 7/8"

---


[BACK TO INDEX](#)

PAG > 492



# NIMES

CEILING LAMP



FLF010002AAC

## MATERIALS

Structure Brushed Brass MT0028

Lampshade Cuboid FLS030001AAE:  
Pleated Silk SE0171

(This lamp weighs 17kgs)

---

## OVERALL DIMENSIONS

2000x200x800 mm

78 ¾"x7 ⅞"x31 ½"

## STRUCTURE DIMENSIONS

1680x100x500 mm

66 ⅛"x4"x19 ¾"

## LAMPSHADE DIMENSIONS

2000x200x300 mm

78 ¾"x7 ⅞"x11 ¾"



# TAIF

CEILING LAMP



FLF010013AAD

## MATERIALS

Structure Brushed Brass MT0028

12 units:

Lampshades & Details Lacquered LQ0005 High Gloss

Diffusers Opaline Glass

---

## DIMENSIONS

Ø1200x2000 mm

Ø47 ¼"x78 ¾"

---

[BACK TO INDEX](#)

PAG > 494



# PETRA

CEILING LAMP



FLF010019AAA

## MATERIALS

Structure Brushed Brass MT0028

Details Stone ST0019

(This lamp weighs 26kgs)

---

## DIMENSIONS

Ø900x1800 mm

Ø35 3/8"x70 7/8"

---

[BACK TO INDEX](#)

PAG > 495



# MONTPELLIER

CEILING LAMP



FLF010016AAD

## MATERIALS

Structure & Details Brushed Brass MT0028

Lampshades Cylindrical FLS040027AAM (8x):  
Double Silk & Diffuser SE0171

(This lamp weighs 20kgs)

---

## OVERALL DIMENSIONS

1290x1290x1800 mm

50 3/4" x 50 3/4" x 70 7/8"

## STRUCTURE DIMENSIONS

Ø1048x1800 mm

Ø41 1/4" x 70 7/8"

## LAMPSHADE DIMENSIONS

Ø300x230 mm

Ø11 3/4" x 9"

---

[BACK TO INDEX](#)

PAG > 496



# DARWIN

CEILING LAMP



FLF010010AAJ

## MATERIALS

Structure Brushed Brass MT0028

Lampshade Conical FLS010009AAG:  
Double Silk & Diffuser SE0171

---

## OVERALL DIMENSIONS

920x920x1500 mm

36 1/4"x36 1/4"x59"

## STRUCTURE DIMENSIONS

Ø200x1500 mm

Ø7 7/8"x59"

## LAMPSHADE DIMENSIONS

Ø920xØ700x450 mm

Ø36 1/4"xØ27 1/2"x17 3/4"

---

[BACK TO INDEX](#)

PAG > 497



# NEPAL

CEILING LAMP



FLF010009AAT

## MATERIALS

Structure Brushed Brass MT0028

Detail Bronze Mirror GM0006

Lampshades Cylindrical FLS040016AAI (7x):

Double Silk & Diffuser SE0171

(This lamp weighs 86kgs)

---

## OVERALL DIMENSIONS

1760x250x840 mm

69 1/4" x 9 7/8" x 33 1/8"

## STRUCTURE DIMENSIONS

1760x250x555 mm

69 1/4" x 9 7/8" x 21 7/8"

## LAMPSHADE DIMENSIONS

Ø150x350 mm

Ø5 7/8" x 13 3/4"

---

[BACK TO INDEX](#)

PAG > 498



# TALIS

CEILING LAMP



FLF010012AAB

## MATERIALS

Structure Brushed Brass MT0001

Lampshades Cubic:

FLS020004AAP (3x)

FLS020004ABD (2x)

FLS020004ABE (2x)

Double Silk & Diffuser SE0171

(This lamp weighs 32kgs)

---

## OVERALL DIMENSIONS

1570x300x1750 mm

61 3/4" x 11 3/4" x 68 7/8"

## STRUCTURE DIMENSIONS

1570x200x1490 mm

61 3/4" x 7 7/8" x 58 5/8"

## LAMPSHADE DIMENSIONS

150x300x250 mm	5 7/8" x 11 3/4" x 9 7/8"
----------------	---------------------------

200x250x350 mm	7 7/8" x 9 7/8" x 13 3/4"
----------------	---------------------------

300x180x300 mm	11 3/4" x 7 1/8" x 11 3/4"
----------------	----------------------------

---

[BACK TO INDEX](#)

PAG > 499



# VIENNA

CEILING LAMP



FLF010015AAS

## MATERIALS

Structure, Details & Knurl Brushed Brass MT0028

Lampshades Cylindrical FLS040007AAV (16x):  
Double Silk & Diffuser SE0171

(This lamp weighs 30kgs)

---

## OVERALL DIMENSIONS

1200x1200x1000 mm

47 ¼"x47 ¼"x39 ⅜"

## STRUCTURE DIMENSIONS

Ø1200x1000 mm

Ø47 ¼"x39 ⅜"

## LAMPSHADE DIMENSIONS

Ø120x270 mm

Ø4 ¾"x10 ⅝"

---

[BACK TO INDEX](#)

PAG > 500



# COLOGNE

CEILING LAMP



FLF010014AAR

## MATERIALS

Structure Brushed Brass MT0028  
Knurl Detail Brushed Brass MT0028

Lampshade Cylindrical:  
FLS040028AAM (6x)  
FLS040028AAN (6x)  
Double Silk SE0171

(This lamp weighs 42kgs)

---

## OVERALL DIMENSIONS

1300x1300x2000 mm

51 1/8"x51 1/8"x78 3/4"

## STRUCTURE DIMENSIONS

Ø1185x2000 mm

Ø46 5/8"x78 3/4"

## LAMPSHADE DIMENSIONS

Ø200x270 mm

Ø7 7/8"x10 5/8"

Ø150x230 mm

Ø5 7/8"x9"

---

[BACK TO INDEX](#)

PAG > 501



# DOMAIN

CEILING LAMP



FLF010006AAA

## MATERIALS

Structure Brushed Brass MT0001

Lampshades Cubic FLS020003AAF (8x):  
Double Silk SE0171

(This lamp weighs 148kgs)

---

**OVERALL DIMENSIONS**  
1180x1180x1530 mm  
46 ½"x46 ½"x60 ¼"

**STRUCTURE DIMENSIONS**  
Ø1180x1530 mm  
Ø46 ½"x60 ¼"

**LAMPSHADE DIMENSIONS**  
200x200x200 mm  
7 ⅞"x7 ⅞"x7 ⅞"



# KYOTO

CEILING LAMP



FLF010021AAA

## MATERIALS

Structure & Details Brushed Brass MT0028

Top Inlay Bronze Mirror GM0006

Lampshade Front & Back Lacquered Rattan LQ0021 Satin

(This lamp weighs 15kgs)

---

## DIMENSIONS

350x350x1800 mm

13 3/4" x 13 3/4" x 70 7/8"

---

[BACK TO INDEX](#)

PAG > 503



# ZURICH

CEILING LAMP



FLF010022AAA

## MATERIALS

Structure & Knurl Brushed Brass MT0028  
Details Brushed Oxidized Brass MT0029  
Centre Detail Wood Veneer VN0028 Satin Open Pore

Lampshades Cylindrical FLS040039AAB (10x):  
Double Silk SE0171

(This lamp weighs 15kgs)

---

## OVERALL DIMENSIONS

920x920x1800 mm

36 1/4"x36 1/4"x70 7/8"

## STRUCTURE DIMENSIONS

Ø920x1690 mm

Ø36 1/4"x66 1/2"

## LAMPSHADE DIMENSIONS

Ø110x200 mm

Ø4 3/8"x7 7/8"

---

[BACK TO INDEX](#)

PAG > 504



# TAKI

CEILING LAMP



FLF010020AAA

## MATERIALS

Structure & Knurl Brushed Brass MT0028

Top Inlay Bronze Mirror GM0006

Cable Black Fabric  
(Light Bulb included)

(This lamp weighs 4.8kgs)

---

## DIMENSIONS

350x350x1700 mm

13 3/4"x13 3/4"x66 7/8"

---

[BACK TO INDEX](#)

PAG > 505



# DINANT

CEILING LAMP



FLF010023AAA

## MATERIALS

Structure & Knurl Brushed Brass MT0028  
Lampshade Front & Back Stone ST0019  
Cable Dark Grey Fabric  
(Adjustable Height)

---

## DIMENSIONS

200x58x1800 mm (unit)

11"x2 1/4"x70 7/8" (unit)



---

[BACK TO INDEX](#)

PAG > 506



# DURHAM

CEILING LAMP



FLF010024AAA

## MATERIALS

Structure & Knurl Brushed Brass MT0028  
Structure Detail Wood Veneer VN0028 Satin Open Pore  
Lampshade Top Stone ST0019  
Cable Black Fabric  
(Adjustable Height)

## DIMENSIONS

75x75x1800 mm (unit)

3"x3"x70 7/8" (unit)

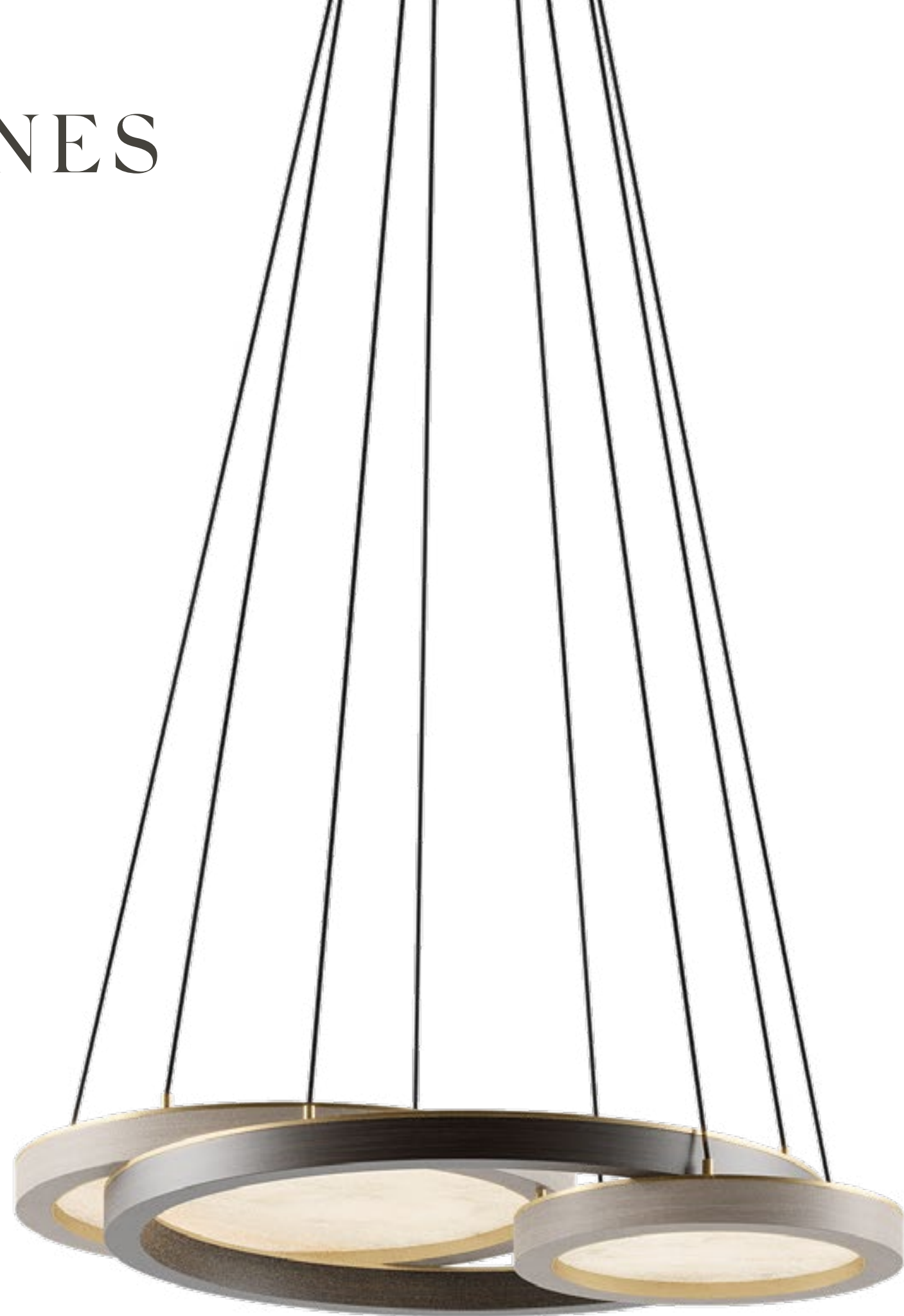
[BACK TO INDEX](#)

PAG > 507



# RENNES

CEILING LAMP



FLF010025AAN

## MATERIALS

Base Wood Veneer VN0056 High Gloss Close Pore  
Central Structure Wood Veneer VN0028 Satin Open Pore  
Medium & Small Lampshade Frame Wood Veneer VN0162 Satin Open Pore  
Details Brushed Brass MT0028  
Lampshade Inlay Stone ST0019

(This lamp weighs 21kgs)

---

## DIMENSIONS

900x700x1700mm  
35 3/8" x 27 1/2" x 66 7/8"

---

[BACK TO INDEX](#)

PAG > 508



# JUNEAU

CEILING LAMP



FLF010026AAA

## MATERIALS

Structure & Details Brushed Brass MT0028

Lampshade Stone ST0019

---

## DIMENSIONS

1660x200x895 mm

65 <sup>3</sup>/<sub>8</sub>" x 7 <sup>7</sup>/<sub>8</sub>" x 35 <sup>1</sup>/<sub>4</sub>"



# PALM SPRINGS

CEILING LAMP



FLF010027AAA

## MATERIALS

Top & Bottom Detail Solid Wood SW0007 Satin Open Pore  
Structure & Knurl Brushed Brass MT0028

---

## DIMENSIONS

490x200x1500 mm

19 1/4" x 7 7/8" x 59"



# BOISE

NEW  
*Product*

CEILING LAMP



FLF010028AAD

#### MATERIALS

Structure & Knurl Brushed Brass MT0028

Lampshade Grey Glass

---

#### DIMENSIONS

690x690x1080 mm

27 1/8" x 27 1/8" x 42 1/2"

---

[BACK TO INDEX](#)

PAG > 511







# BOISE MODULAR

NEW  
*Product*

CEILING LAMP



	<b>BOISE V</b>	<p>FLF010037AAA</p> <p><b>MATERIALS</b> Structure &amp; Knurl Brushed Brass MT0028</p> <p><b>OVERALL DIMENSIONS</b> 100x100x520 mm 4"x4"x20 1/2"</p>
	<b>BOISE III</b>	<p>FLF010035AAA</p> <p><b>MATERIALS</b> Structure &amp; Knurl Brushed Brass MT0028 Lampshade Grey Glass</p> <p><b>OVERALL DIMENSIONS</b> 690x690x710 mm 27 1/8"x27 1/8"x28"</p>
	<b>BOISE IV</b>	<p>FLF010036AAA</p> <p><b>MATERIALS</b> Structure Brushed Brass MT0028</p> <p><b>OVERALL DIMENSIONS</b> 50x50x440 mm 2"x2"x17 3/8"</p>
	<b>BOISE II</b>	<p>FLF010029AAF</p> <p><b>MATERIALS</b> Structure &amp; Knurl Brushed Brass MT0028 Lampshade Grey Glass</p> <p><b>OVERALL DIMENSIONS</b> 690x690x955 mm 27 1/8"x27 1/8"x37 5/8"</p>



LUND

NEW  
*Product*

CEILING LAMP



FLF010030AAE

**MATERIALS**

Structure & Knurl Brushed Brass MT0028

Lampshade Opaline Glass

---

**DIMENSIONS**

860x430x1000 mm

33 7/8" x 16 7/8" x 39 3/8"

---

[BACK TO INDEX](#)

PAG > 513



# SAPA

NEW  
*Product*

CEILING LAMP



FLF010031AAA

#### MATERIALS

Structure & Knurl Brushed Brass MT0028  
Lampshade Grey Glass

---

#### DIMENSIONS

760x180x1000 mm

29 7/8" x 7 1/8" x 39 3/8"

---


[BACK TO INDEX](#)

PAG > 514



# TALLIN NEW *Product*

CEILING LAMP



FLF010032AAD

## MATERIALS

Structure & Knurl Brushed Brass MT0028

---

## DIMENSIONS

700x700x400 mm  
27 ½"x27 ½"x15 ¾"



# QUEBEC

NEW  
*Product*

CEILING LAMP



FLF010033AAC

#### MATERIALS

Structure Brushed Brass MT0028

Lampshade Stone ST0019

---

#### DIMENSIONS

510x450x100 mm

20 1/8" x 17 3/4" x 4"



# HELSINKI

NEW  
*Product*

CEILING LAMP



FLF010034AAC

## MATERIALS

Structure Brushed Brass MT0028

Detail Painted Iron MT0042

Lampshades Cylindrical FLS040045AAA (4x):

Double Silk & Diffuser SE0171

---

## OVERALL DIMENSIONS

### STRUCTURE DIMENSIONS

740x740x1000 mm

29 1/8" x 29 1/8" x 39 3/8"

### LAMPSHADE DIMENSIONS

150x150x200 mm

5 7/8" x 5 7/8" x 7 7/8"

---

[BACK TO INDEX](#)

PAG > 517





LIGHTING  
WALL LAMPS

2023 CATALOGUE

[BACK TO INDEX](#)



# VIENNA

WALL LAMP



FLF050012AAG

## MATERIALS

Structure Brushed Brass MT0028  
Centre Detail Bronze Mirror GM0006

Lampshade Cylindrical FLS040007AAV:  
Double Silk & Diffuser SE0171

(This lamp weighs 0.8kgs)

---

## OVERALL DIMENSIONS

120x220x390 mm

4 3/4" x 7 7/8" x 15 3/8"

## STRUCTURE DIMENSIONS

120x180x195 mm

4 3/4" x 7 1/8" x 7 5/8"

## LAMPSHADE DIMENSIONS

Ø120x270 mm

Ø4 3/4" x 10 5/8"



# HEIDELBERG II

WALL LAMP



FLF050021AAC

## MATERIALS

Structure Brushed Brass MT0001

Main Stone ST0019

Knurl Detail Brushed Brass MT0028

(This lamp weighs 3kgs)

---

## DIMENSIONS

150x80x450 mm

5 7/8" x 3 1/8" x 17 3/4"



# HEIDELBERG

WALL LAMP



FLF050016AAI

## MATERIALS

Structure Brushed Brass MT0001

Main Stone ST0019

Knurl Detail Brushed Brass MT0028

(This lamp weighs 10kgs)

---

## DIMENSIONS

253x130x700 mm

10"x5 1/8"x27 1/2"



# CARTAGENA

WALL LAMP



FLF050013AAC

## MATERIALS

Lampshade - Stone - ST0019  
Lampshade - Bronze Mirror - GM0006  
Structure Brushed Brass MT0001

---

## DIMENSIONS

230x110x650 mm

9" x 4 3/8" x 25 5/8"

---

[BACK TO INDEX](#)

PAG > 522



# PETRA

WALL LAMP



FLF050020AAA

## MATERIALS

Structure Brushed Brass MT0028

Centre Detail Stone ST0019

---

## DIMENSIONS

210x45x255 mm

8 1/4" x 1 3/4" x 10"



# JAIPUR

WALL LAMP



FLF050008AAB

## MATERIALS

Structure Brushed Brass MT0001  
Centre Inlay Bronze Mirror GM0006  
Pendant Ornament FPO010005AAA - K

Lampshade Cylindrical FLS040008AAS:  
Double Silk SE0171

(This lamp weighs 2,2kgs)

---

## OVERALL DIMENSIONS

170x180x400 mm

6 ¾" x 7 ⅛" x 15 ¾"

## STRUCTURE DIMENSIONS

170x120x400 mm

6 ¾" x 4 ¾" x 15 ¾"

## LAMPSHADE DIMENSIONS

Ø140x230 mm

Ø5 ½" x 9"

---

[BACK TO INDEX](#)

PAG > 524



# GOA

WALL LAMP



FLF050009AAF

## MATERIALS

Structure Brushed Brass MT0028  
Centre Inlay Bronze Mirror GM0006

Lampshade Cylindrical FLS040003AAQ:  
Double Silk SE0171

(This lamp weighs 1.9kgs)

---

## OVERALL DIMENSIONS

170x180x410 mm

6 ¾" x 7 ⅛" x 16 ⅛"

## STRUCTURE DIMENSIONS

170x120x410 mm

6 ¾" x 4 ¾" x 16 ⅛"

## LAMPSHADE DIMENSIONS

Ø140x260 mm

Ø5 ½" x 10 ¼"

---

[BACK TO INDEX](#)

PAG > 525



# LOMBOK

WALL LAMP



FLF050017AAF

## MATERIALS

Structure Brushed Brass MT0028  
Centre Detail Wood Veneer VN0028 Satin Open Pore  
Centre Inlay Bronze Mirror GM0006  
Knurl Brushed Brass MT0028

Lampshade Cylindrical FLS040033AAC:  
Double Silk SE0171

(This lamp weighs 2.4kgs)

---

## OVERALL DIMENSIONS

195x166x400 mm

7 5/8" x 6 1/2" x 15 3/4"

## STRUCTURE DIMENSIONS

195x125x400 mm

7 5/8" x 4 7/8" x 15 3/4"

## LAMPSHADE DIMENSIONS

Ø120x225 mm

Ø4 3/4" x 8 7/8"

---

[BACK TO INDEX](#)

PAG > 526



# KASSEL

WALL LAMP



FLF050014AAJ

## MATERIALS

Structure Brushed Brass MT0028  
Frame Wood Veneer VN0028 Satin Open Pore  
Center Inlay Stone ST0019  
Knurled Detail Brushed Brass MT0028

Lampshade Cylindrical FLS040036AAJ:  
Double Silk SE0171

---

## OVERALL DIMENSIONS

145x190x510 mm

5 ¾" x 7 ½" x 20 ⅛"

## STRUCTURE DIMENSIONS

145x140x510 mm

5 ¾" x 5 ½" x 20 ⅛"

## LAMPSHADE DIMENSIONS

Ø120x300 mm

Ø4 ¾" x 11 ¾"

---

[BACK TO INDEX](#)

PAG > 527



# BONN

WALL LAMP



FLF050010AAJ

## MATERIALS

Main Solid Wood SW0007 Satin Open Pore  
Structure Brushed Brass MT0001

Lampshade Cylindrical FLS040014AAR:  
Double Silk SE0171

(This lamp weighs 2.4kgs)

---

## OVERALL DIMENSIONS

175x180x375 mm

6 7/8" x 7 1/8" x 14 3/4"

## STRUCTURE DIMENSIONS

175x180x375 mm

6 7/8" x 7 1/8" x 14 3/4"

## LAMPSHADE DIMENSIONS

Ø120x190 mm

Ø4 3/4" x 7 1/2"

---

[BACK TO INDEX](#)

PAG > 528



# TRIESTE

WALL LAMP



FLF050018AAA

## MATERIALS

Structure Brushed Brass MT0001  
Detail Wood Veneer VN0028 Satin Open Pore  
Centre Inlay Stone ST0005

(Light Bulb included)

---

## DIMENSIONS

200x186x310 mm

7 7/8" x 7 3/8" x 12 1/4"

---


[BACK TO INDEX](#)

PAG > 529



# SAINT MORITZ II

WALL LAMP



FLF050015AAB

## MATERIALS

Structure Brushed Brass MT0028  
Centre Detail Stone ST0019  
Knurled Detail Brushed Brass MT0028  
Lampshade Opaline Glass

(Light Bulbs included)  
(This lamp weighs 1.3kgs)

---

## DIMENSIONS

340x260x380 mm  
13 3/8" x 10 1/4" x 15"

---

[BACK TO INDEX](#)

PAG > 530



# SAINT MORITZ

WALL LAMP



FLF050019AA1

## MATERIALS

Structure Brushed Brass MT0028

Centre Detail Stone ST0019

Knurled Detail Brushed Brass MT0028

Lampshade Opaline Glass

(Light Bulb included)

(This lamp weighs 1.9kgs)

---

## DIMENSIONS

155x165x390 mm

6 1/8" x 6 1/2" x 15 3/8"

---

[BACK TO INDEX](#)

PAG > 531



# KENDARI

WALL LAMP



FLF050011AAA

## MATERIALS

Structure Brushed Brass MT0001  
Centre Inlay Bronze Mirror GM0006

Lampshade Cylindrical FLS040006AAO:  
Double Silk SE0171

---

## OVERALL DIMENSIONS

230x255x1400 mm

9"x10"x55 1/8"

## STRUCTURE DIMENSIONS

230x180x1214 mm

9"x7 1/8"x47 3/4"

## LAMPSHADE DIMENSIONS

Ø210x350 mm

Ø8 1/4"x13 3/4"

---

[BACK TO INDEX](#)

PAG > 532



# KENDARI II

WALL LAMP



FLF050022AAA

## MATERIALS

Structure Polished Stainless Steel MT0008  
Centre Inlay Bronze Mirror GM0006

Lampshade Cylindrical FLS040006AAP:  
Double Silk SE0171

---

## OVERALL DIMENSIONS

130x160x520 mm

5 1/8" x 6 1/4" x 20 1/2"

## STRUCTURE DIMENSIONS

130x80x345 mm

5 1/8" x 3 1/8" x 13 5/8"

## LAMPSHADE DIMENSIONS

Ø120x200 mm

Ø4 3/4" x 7 7/8"

---

[BACK TO INDEX](#)

PAG > 533



# TANGIER

WALL LAMP



FLF050023AAA

## MATERIALS

Centre Inlay Stone ST0019  
Bottom Inlay Wood Veneer VN0028 Satin Open Pore  
Structure, Details & Knurl Brushed Brass MT0028

(This lamp weighs 2.8kgs)

---

## DIMENSIONS

250x85x500 mm

9 7/8" x 3 3/8" x 19 3/4"

---

[BACK TO INDEX](#)

PAG > 534



# KANDY

WALL LAMP



FLF050024AAA

## MATERIALS

Big Centre Inlay Stone ST0019

Small Centre Inlay Stone ST0005

Bottom Inlay Wood Veneer VN0028 Satin Open Pore

Structure & Details Brushed Brass MT0028

---

## DIMENSIONS

250x120x500 mm

9 7/8" x 4 3/4" x 19 3/4"

---

[BACK TO INDEX](#)

PAG > 535



# ASPEN

WALL LAMP



FLF050025AAB

## MATERIALS

Structure Solid Wood SW0007 Satin Open Pore  
Centre Detail Bronze Mirror GM0006  
Details & Knurl Brushed Brass MT0028  
(Light Bulb included)

(This lamp weighs 1kg)

---

## DIMENSIONS

125x130x330 mm

4 7/8" x 5 1/8" x 13"

---

[BACK TO INDEX](#)

PAG > 536



# ZURICH

WALL LAMP



FLF050026AAB

## MATERIALS

Structure Brushed Brass MT0028

Knurl Brushed Brass MT0028

Details Brushed Oxidized Brass MT0029

Centre Detail Wood Veneer VN0028 Satin Open Pore

Lampshade Cylindrical FLS040039AAB:

Double Silk SE0171

---

## OVERALL DIMENSIONS

120x190x370 mm

4 3/4" x 7 1/2" x 14 5/8"

## STRUCTURE DIMENSIONS

120x170x320 mm

4 3/4" x 6 3/4" x 12 5/8"

## LAMPSHADE DIMENSIONS

Ø110x200 mm

Ø4 3/8" x 7 7/8"

---

[BACK TO INDEX](#)

PAG > 537



# LAYSAN

WALL LAMP



FLF050028AAB

## MATERIALS

Centre Inlay Stone ST0019  
Base Detail Wood Veneer VN0169 Satin Open Pore  
Structure & Knurl Brushed Brass MT0028

---

## DIMENSIONS

200x85x365 mm

7 7/8" x 3 3/8" x 14 3/8"

---

[BACK TO INDEX](#)

PAG > 538



# DURHAM NEW *Product*

WALL LAMP



FLF050029AAA

## MATERIALS

Structure & Knurl Brushed Brass MT0028

Structure & Centre Detail Wood Veneer VN0028 Satin Open Pore

Lampshade Top Stone ST0019

(This lamp weighs 1,4kgs)

---

## DIMENSIONS

120x148x346 mm

4 <sup>3</sup>/<sub>4</sub>" x 5 <sup>7</sup>/<sub>8</sub>" x 13 <sup>5</sup>/<sub>8</sub>"

---

[BACK TO INDEX](#)

PAG > 539



# TOBAGO NEW *Product*

WALL LAMP



FLF050030AAA

## MATERIALS

Structure Painted Iron MT0042  
Centre Detail Wood Veneer VN0128 High Gloss Close Pore  
Details Brushed Brass MT0028

(Light Bulb included)  
(This lamp weighs 2.7kgs)

---

## DIMENSIONS

230x252x350 mm

9" x 9 7/8" x 13 3/4"

---

[BACK TO INDEX](#)

PAG > 540



# TOBAGO II NEW *Product*

WALL LAMP



FLF050034AAA

## MATERIALS

Structure Painted Iron MT0042  
Centre Detail Bronze Mirror GM0006  
Details Brushed Brass MT0028

(Light Bulb included)

---

## DIMENSIONS

230x252x350 mm

9" x 9 7/8" x 13 3/4"

---

[BACK TO INDEX](#)

PAG > 541



# JUNEAU

NEW  
*Product*

WALL LAMP



FLF050031AAB

## MATERIALS

Structure Brushed Brass MT0028

Lampshade Stone ST0019

Bottom Detail Wood Veneer VN0028 Satin Open Pore

(This lamp weighs 2.5kgs)

---

## DIMENSIONS


200x135x415 mm

7 7/8" x 5 1/4" x 16 3/8"



# PALM SPRINGS NEW *Product*

WALL LAMP



FLF050032AAA

## MATERIALS

Top & Bottom Detail Solid Wood SW0007 Satin Open Pore  
Centre Detail Wood Veneer VN0028 Satin Open Pore  
Structure & Knurl Brushed Brass MT0028

(This lamp weighs 2.1kgs)

---

## DIMENSIONS

140x225x345 mm

5 1/2" x 8 7/8" x 13 5/8"

---

[BACK TO INDEX](#)

PAG > 543



# STOCKHOLM NEW *Product*

WALL LAMP



FLF050035AAC

## MATERIALS

Structure & Knurl Brushed Brass MT0028

---

## DIMENSIONS

500x156x60 mm

19 3/4" x 6 1/8" x 2 3/8"





LIGHTING

# PENDANT ORNAMENTS

2023 CATALOGUE

[BACK TO INDEX](#)



# PENDANT ORNAMENTS

A

FPO010005



B

FPO010005



C

FPO020005



D

FPO020011



E

FPO010004



F

FPO020004



G

FPO010001



H

FPO020001



I

FPO010005



J

FPO020005





# PENDANT ORNAMENTS

K

FPO010005



L

FPO020018



M

FPO020011



N

FPO010001



O

FPO010004



P

FPO010009



Q

FPO020009



R

FPO010008



S

FPO010005



T

FPO020018





# PENDANT ORNAMENTS

U

FPO010009



V

FPO020009



W

FPO010004



X

FPO020004



Y

FPO020008



Z

FPO010011



AA

FPO020012



AB

FPO010002



AC

FPO020002



AD

FPO010002





# PENDANT ORNAMENTS

AE

FPO020002



AF

FPO010003



AG

FPO020003



AH

FPO010003



AI

FPO020003



AJ

FPO010003



AK

FPO020003



AL

FPO010003



AM

FPO020003



AN

FPO020003





AO

FPO020003



AP

FPO020003



AQ

FPO010003



AR

FPO010003



AS

FPO010003



AT

FPO020004



AU

FPO010005



AV

FPO020011



AW

FPO010005



AX

FPO020004





# PENDANT ORNAMENTS

AZ

FPO020005



BA

FPO010010



BB

FPO020003



BC

FPO010004



BD

FPO020005



BE

FPO020010



BF

FPO010005



BG

FPO020018





THE COLLECTION







# ACCESSORIES

2023 CATALOGUE

[BACK TO INDEX](#)



ACCESSORIES

THE ART  
OF THE  
FINISHING  
TOUCH  
*Connoisseurs*





ACCESSORIES  
MIRRORS

2020 COLLECTION

[BACK TO INDEX](#)



# TRIBUTO

MIRROR



FAC050014AAA

## MATERIALS

Inlay Clear Mirror GM0002  
Structure Wood Veneer VN0050 High Gloss Close Pore  
Details Brushed Brass MT0001

(This mirror weighs 20kgs)

---

## DIMENSIONS

500x50x1000 mm

19 <sup>3</sup>/<sub>4</sub>"x2"x39 <sup>3</sup>/<sub>8</sub>"

---

[BACK TO INDEX](#)

PAG > 556



# PHOENIX

MIRROR



FAC050013AAV

## MATERIALS

Clear Mirror GM0002  
Structure Wood Veneer VN0050 High Gloss Close Pore  
Details Brushed Brass MT0028

(This mirror weighs 58kgs)

---

## DIMENSIONS


700x60x2000 mm

11"x11"x $\frac{3}{4}$ "



# PHOENIX II

MIRROR



FAC050019AAA

## MATERIALS

Clear Mirror GM0002  
Main Wood Veneer VN0056 Satin Open Pore  
Details Brushed Brass MT0028

(This mirror weighs 32kgs)

---

## DIMENSIONS


1100x60x700 mm

43 1/4" x 2 3/8" x 27 1/2"



# DOURO

MIRROR



FAC050004AAA

## MATERIALS

Clear Mirror GM0002

Structure Lacquered Wood LQ0009 High Gloss

(This mirror weighs 12kgs)

---

## DIMENSIONS

700x40x2000 mm

27 1/2" x 1 5/8" x 78 3/4"

---

[BACK TO INDEX](#)

PAG > 559



# DOURO II

MIRROR



S FAC050010AAW

M FAC050042AAA

## MATERIALS

Clear Mirror GM0002

Structure Lacquered Wood LQ0038 High Gloss

Details Brushed Brass MT0001

---

## DIMENSIONS

S 700x40x1200 mm

M 700x40x2000 mm

S 27 ½"x1 ⅝"x47 ¼"

M 27 ½"x1 ⅝"x78 ¾"



# DURBAN III

MIRROR



FAC050011AAV

## MATERIALS

Clear Mirror GM0002

Structure Lacquered Wood LQ0003 High Gloss

Details Brushed Brass MT0001

(This mirror weighs 10kgs)

---

## DIMENSIONS

600x600x40 mm

23 5/8" x 23 5/8" x 1 5/8"



# KOBE

MIRROR



FAC050018AAA

## MATERIALS

Clear Mirror GM0002

Middle Structure Wood Veneer VN0028 Satin Open Pore

Details Polished Stainless Steel MT0008

---

## DIMENSIONS

650x650x30 mm

25 5/8" x 25 5/8" x 1 1/8"



# PADUA

MIRROR



FAC050016AAA

## MATERIALS

Clear Mirror GM0002  
Middle Structure Wood Veneer VN0028 Satin Open Pore  
Details Brushed Brass MT0001

(This mirror weighs 14kgs)

---

## DIMENSIONS

450x35x1280 mm

17 3/4" x 1 3/8" x 50 3/8"

---


[BACK TO INDEX](#)

PAG > 563



# OSAKA

MIRROR



FAC050017AAA

## MATERIALS

Clear Mirror GM0002  
Middle Structure Wood Veneer VN0028 Satin Open Pore  
Details Brushed Brass MT0001

(This mirror weighs 11kgs)

---

## DIMENSIONS

618x35x700 mm

24 <sup>3</sup>/<sub>8</sub>"x1 <sup>3</sup>/<sub>8</sub>"x27 <sup>1</sup>/<sub>2</sub>"



# DENVER

MIRROR



FAC050015AAN

## MATERIALS

Clear Mirror GM0002  
Main Leather LT0108  
Details Brushed Brass MT0001

(This mirror weighs 20kgs)

---

## DIMENSIONS


750x40x750 mm

29 1/2" x 1 5/8" x 29 1/2"



# ORAN

MIRROR



FAC050020AAA

## MATERIALS

Clear Mirror GM0002  
Details Stone ST0005  
Back Lacquered Wood LQ0005 Satin  
Structure Brushed Brass MT0028

(This mirror weighs 12kgs)

---

## DIMENSIONS

450x30x1000 mm

17 3/4" x 1 1/8" x 39 3/8"

---

[BACK TO INDEX](#)

PAG > 566



# LANCASTER

MIRROR



FAC050021AAA

## MATERIALS

Structure Wood Veneer VN0028 Satin Open Pore

Clear Mirror GM0002

Details Brushed Brass MT0028

(This mirror weighs 38kgs)

---

## DIMENSIONS

700x50x2000 mm

27 1/2"x2"x78 3/4"

---

[BACK TO INDEX](#)

PAG > 567



# BELMONTE

MIRROR



FAC050022AAA

## MATERIALS

Top Inlay Stone ST0019  
Clear Mirror GM0002  
Structure Wood Veneer VN0028 Satin Open Pore  
Details Brushed Brass MT0028

(This mirror weighs 17kgs)

---

## DIMENSIONS

850x40x940 mm

33 1/2" x 1 5/8" x 37"

---

[BACK TO INDEX](#)

PAG > 568



# AGADIR

TABLE MIRROR



BIG - FAC050023AAA  
SMALL - FAC050023AAB

## MATERIALS

Clear Mirror GM0002  
Back Wood Veneer VN0028 Satin Open Pore  
Base Stone ST0019  
Details Brushed Brass MT0028


## DIMENSIONS

- M 400x100x530 mm
- S 250x65x335 mm
- M 15 3/4"x4"x20 7/8"
- S 9 7/8"x2 1/2"x13 1/4"



# AMALFI

TABLE MIRROR



FAC050024AAA

## MATERIALS

Inlay Stone ST0019  
Clear Mirror GM0002  
Structure Brushed Brass MT0028  
Back Wood Veneer VN0028 Satin Open Pore

---

## DIMENSIONS

325x50x305 mm

19 <sup>3</sup>/<sub>4</sub>" x 2" x 39 <sup>3</sup>/<sub>8</sub>"

---


[BACK TO INDEX](#)

PAG > 570



# BRESCIA

MIRROR



FAC050025AAA

## MATERIALS

Clear Mirror GM0002  
Middle Structure Inlay Leather LT0271  
Small Circle Wood Veneer VN0162 Satin Open Pore  
Big Circle Wood Veneer VN0028 Satin Open Pore  
Back Lacquered Wood LQ0005 Satin  
Details Brushed Brass MT0028

(This mirror weighs 13kgs)

---

## DIMENSIONS

800x35x840 mm

31 ½" x 1 ⅜" x 33 ⅛"



# AMALFI

MIRROR



FAC050041AAA

## MATERIALS

Back Lacquered Wood LQ0003 Satin  
Inlay Leather LT0271  
Clear Mirror GM0002  
Structure Brushed Brass MT0028

(This mirror weighs 13kgs)

---

## DIMENSIONS

700x50x650 mm

27 1/2"x2"x25 5/8"



# PARMA

TABLE MIRROR



FAC050026AAA

## MATERIALS

Base Stone ST0005

Structure Brushed Brass MT0028

Clear Mirror GM0002

Frame & Back Wood Veneer VN0162 Satin Open Pore

---

## DIMENSIONS

350x100x420 mm

13 ¾"x4"x16 ½"



# BRENTWOOD

MIRROR



FAC050037AAA

## MATERIALS

Clear Mirror GM0002  
Structure Wood Veneer VN0028 Satin Open Pore  
Back Detail Wallpaper WP0027  
Details Brushed Brass MT0028

(This mirror weighs 75kgs)

---

## DIMENSIONS



1800x120x1800 mm

70 7/8" x 4 3/4" x 70 7/8"



# CAPPADOCIA

MIRROR



FAC050036AAA

## MATERIALS

Clear Mirror GM0002  
Middle Structure Solid Wood SW0009 Satin Open Pore  
Details Brushed Brass MT0028

(This mirror weighs 23kgs)

---

## DIMENSIONS

950x35x1150 mm

37 <sup>3</sup>/<sub>8</sub>"x1 <sup>3</sup>/<sub>8</sub>"x45 <sup>1</sup>/<sub>4</sub>"



# CLICQUOT II NEW *Product*

MIRROR



FAC050027AAA

## MATERIALS

Clear Mirror GM0002  
Structure Lacquered Wood LQ0040 High Gloss  
Details Brushed Brass MT0028

---

## DIMENSIONS

700x60x1800 mm

27 1/2"x2 3/8"x70 7/8"



# GALWAY

NEW  
*Product*

WALL MIRROR



FAC050028AAA

#### MATERIALS

Clear Mirror GM0002  
Side Inlays Wood Veneer VN0028 Satin Open Pore  
Details Brushed Brass MT0028

(This mirror weighs 48kgs)

---

#### DIMENSIONS

500x60x1360 mm

19 3/4" x 2 3/8" x 53 1/2"



# GALWAY II NEW *Product*

FLOOR MIRROR



FAC050029AAB

## MATERIALS

Clear Mirror GM0002

Side Inlays Wood Veneer VN0028 Satin Open Pore

Details Brushed Brass MT0028

---

## DIMENSIONS

780x60x1750 mm

30 3/4" x 2 3/8" x 68 7/8"

---

[BACK TO INDEX](#)

PAG > 578



# PALERMO NEW *Product*

MIRROR



FAC050030AAA

## MATERIALS

Clear Mirror GM0002

Details Brushed Brass MT0028

---

## DIMENSIONS

850x60x1600 mm

33 1/2"x2 3/8"x63"



# COVENTRY NEW *Product*

MIRROR



FAC050032AAB

## MATERIALS

Clear Mirror GM0002  
Structure Wood Veneer VN0169 High Gloss Close Pore  
Details Polished Stainless Steel MT0008

---

## DIMENSIONS

1275x180x1310 mm

50 1/4"x7 1/8"x51 5/8"

---

[BACK TO INDEX](#)

PAG > 580



# CAPE TOWN NEW *Product*

MIRROR



FAC050033AAB

## MATERIALS

Clear Mirror GM0002  
Shelf Black Mirror GM0047  
Bottom Detail Solid Wood SW0009 Satin Open Pore  
Details Brushed Brass MT0028

---

## DIMENSIONS

606x185x1200 mm


23 7/8" x 7 1/4" x 47 1/4"



# PADUA II

NEW  
Product

MIRROR



FAC050034AAC

## MATERIALS

Clear Mirror GM0002

Structure Wood Veneer VN0169 High Gloss Close Pore

Details Polished Stainless Steel MT0008

---

## DIMENSIONS

1275x180x1310 mm


25 1/4" x 3 3/8" x 82 5/8"



# BONDI

NEW  
Product

MIRROR



FAC050035AAB

#### MATERIALS

Clear Mirror GM0002  
Shelf Wood Veneer VN0028 Satin Open Pore  
Details Brushed Brass MT0028

---

#### DIMENSIONS

600x130x1685 mm

23 5/8" x 5 1/8" x 66 3/8"



# SAN MARINO NEW *Product*

MIRROR



FAC050038AAC

## MATERIALS

Clear Mirror GM0002  
Top & Bottom Wood Veneer VN0028 Satin Open Pore  
Sides Wood Veneer VN0128 High Gloss Close Pore  
Details Polished Stainless Steel MT0008

---

## DIMENSIONS

740x60x1000 mm

29 1/8" x 2 3/8" x 39 3/8"



# KYIV

NEW  
Product

MIRROR



FAC050040AAB

#### MATERIALS

Clear Mirror GM0002  
Front Detail & Back Wood Veneer VN0028 Satin Open Pore  
Details Brushed Brass MT0028

---

#### DIMENSIONS

1000x40x1000 mm

39 <sup>3</sup>/<sub>8</sub>"x1 <sup>5</sup>/<sub>8</sub>"x39 <sup>3</sup>/<sub>8</sub>"



# KYIV II

NEW  
*Product*

MIRROR



FAC050039AAC

## MATERIALS

Clear Mirror GM0002  
Structure Painted Iron MT0020  
Front Detail & Back Wood Veneer VN0162 Satin Open Pore  
Details Polished Stainless Steel MT0008

---

## DIMENSIONS

1000x75x1500 mm

39 <sup>3</sup>/<sub>8</sub>"x3"x59"

---

[BACK TO INDEX](#)

PAG > 586





ACCESSORIES

# HOMEDECOR

2023 CATALOGUE

[BACK TO INDEX](#)



# JEDDAH

BOX



M



S FAC020001AAA

M FAC020003AAA

## MATERIALS

Box Lacquered Wood LQ0009 High Gloss

Pendant Ornament FPO040001AAA - White MOP

## DIMENSIONS

S Ø250x340 mm

M Ø250x420 mm

S Ø9 7/8"x13 3/8"

M Ø9 7/8"x16 1/2"



# JEDDAH

BOX



FAC020004AAA

## MATERIALS

Main Lacquered Wood LQ0003 High Gloss

Pendant Ornament FPO040002AAA

---

## DIMENSIONS

Ø350x130 mm

Ø13 3/4" x 5 1/8"



# CUBIC

VASE

S



M



S FAC080004ACQ

M FAC080012AAA

## MATERIALS

Box Lacquered Wood LQ0040 High Gloss  
Base Brushed Brass MT0028

## DIMENSIONS

S 160x160x160 mm

M 250x250x250 mm

S 6 1/4"x6 1/4"x6 1/4"

M 9 7/8"x9 7/8"x9 7/8"



# MOSSY

VASE



**S** FAC080010AAA

**M** FAC080002AAA

## MATERIALS

Main Lacquered Wood LQ0003 High Gloss

---

## DIMENSIONS

**S** 300x260x270 mm

**M** 350x303x425 mm

**S** 11 3/4"x10 1/4"x10 5/8"

**M** 13 3/4"x11 7/8"x16 3/4"



# NAIROBI

VASE

S



M



S FAC080007AAE

M FAC080009AAA

## MATERIALS

Main Wood Veneer VN0056 High Gloss Close Pore  
Details Brushed Brass MT0001

## DIMENSIONS

S Ø129x450 mm

M Ø129x550 mm

S Ø5 1/8" x 17 3/4"

M Ø5 1/8" x 21 5/8"



# OSLO

VASE



FAC080001AAP

## MATERIALS

Main Polished Stainless Steel MT0008

---

## DIMENSIONS


140x140x550 mm

5 1/2" x 5 1/2" x 21 5/8"



# LASSA

COFFEE TABLE TRAY



FAC070005AAA

## MATERIALS

Structure Lacquered Wood LQ0003 High Gloss

Inlay Bronze Mirror GM0006

---

## DIMENSIONS


800x226x40 mm

31 ½" x 8 7/8" x 1 5/8"



# LASSA

TRAY



**S** FAC070004AAA

**M** FAC070001AAA

## MATERIALS

Structure Lacquered Wood LQ0012 High Gloss  
Inlay Bronze Mirror GM0006

---

## DIMENSIONS

**S** 180x180x20 mm

**M** 280x280x20 mm

**S** 7 1/8" x 7 1/8" x 3/4"

**M** 11" x 11" x 3/4"



# AVEIRO

TRAY



I FAC070002ABH

II FAC070006AAC

## MATERIALS

Structure Lacquered Wood LQ0003 High Gloss  
Inlay Leather LT0319

## DIMENSIONS

I 450x450x45 mm

II 350x350x45 mm

I 17 3/4" x 17 3/4" x 1 3/4"

II 13 3/4" x 13 3/4" x 1 3/4"



# WISEU

TRAY



**S** FAC070007AAA

**M** FAC070003AAA

## MATERIALS

Structure Lacquered Wood LQ0003 High Gloss  
Inlay Bronze Mirror GM0006

---

## DIMENSIONS

**S** 350x350x45 mm

**M** 450x450x45 mm




**S** 13 ¾" x 13 ¾" x 45"

**M** 17 ¾" x 17 ¾" x 1 ¾"



# SALDANHA

MODULE



FFU210002AAB

## MATERIALS

Main Lacquered Wood LQ0003 High Gloss

---

## DIMENSIONS

360x490x360 mm

14 1/8" x 19 1/4" x 14 1/8"

---

THIS PRODUCT  
COMPLEMENTS

**CASCAIS  
BOOKCASE**



---

[BACK TO INDEX](#)

PAG > 598



# LISBON

PEDESTAL



FAC240001AAT

## MATERIALS

Structure Lacquered Wood LQ0002 High Gloss

Detail Brushed Brass MT0028

---

## DIMENSIONS


450x300x890 mm

17 3/4" x 11 3/4" x 35"



# JARAMA

SCREEN



FUP210002AAB

## MATERIALS

Main Fabric FB2295

Structure Brushed Brass MT0028

---

## DIMENSIONS

2100x50x2000 mm

82 5/8"x2"x78 3/4"

---

[BACK TO INDEX](#)

PAG > 600



# CAPRICE

SCREEN



FUP210003AAB

## MATERIALS

Main Leather LT0060

Structure Brushed Brass MT0028

---

## DIMENSIONS

2100x50x2000mm

82 5/8"x2"x78 3/4"

---

[BACK TO INDEX](#)

PAG > 601





ACCESSORIES  
HANDLES

2023 CATALOGUE

[BACK TO INDEX](#)



# HANDLES




**SILVER**  
**FHD010001AAA**

Polished Stainless Steel MT0008  
300x40x10 mm  
11 3/4"x1 5/8"x3/8"



**THAMES**  
**FHD010002AAA**

Brushed Brass MT0001  
300x44x10 mm  
11 3/4"x1 3/4"x3/8"



**NILE**  
**FHD010003AAA**

Brushed Brass MT0001  
140x37x22 mm  
5 1/2"x1 1/2"x7/8"



**PANAMÁ**  
**FHD010004AAA**

Polished Stainless Steel MT0008 | White MOP ST0066  
50x20x50mm  
2"x3/4"x2"



**KRISHNA**  
**FHD010005AAM**

Polished Stainless Steel MT0008 | White MOP ST0066  
85x25x45 mm  
3 3/8"x1"x1 3/4"



**YAMUNA**  
**FHD010006AAA**

Polished Stainless Steel MT0008 | White MOP ST0066  
305x25x45 mm  
12"x1"x1 3/4"




**MURRAY**  
**FHD010007AAL**

Polished Stainless Steel MT0008 | Leather LT0270  
84x18x2 mm  
3 1/4"x3/4"x1/8"



**MISSOURI**  
**FHD010008AAF**

Polished Stainless Steel MT0008 | Leather LT0270  
140x18x2 mm  
5 1/2"x3/4"x1/8"



**RENO**  
**FHD010009AAB**

Polished Stainless Steel MT0008 | Leather LT0270  
85x65x2 mm  
3 3/8"x2 1/2"x1/8"



**ANGARA**  
**FHD010010AAA**

Polished Stainless Steel MT0008  
120x27x60 mm  
4 3/4"x1"x2 3/8"



**TAGUS**  
**FHD010011AAA**

Polished Stainless Steel MT0008  
120x40x10 mm  
4 3/4"x1 5/8"x3/8"



**MEMERU**  
**FHD010012AAA**

Polished Stainless Steel MT0008  
120x3x60 mm  
4 3/4"x1/8"x2 3/8"



**YARRA**  
**FHD010013AAA**

Polished Stainless Steel MT0008  
50x38x86 mm  
2"x1 1/2"x3 3/8"




**ZAIRE**  
**FHD010014AAB**

Polished Stainless Steel MT0008  
86x25x135 mm  
3 3/8"x1"x5 1/4"



**OTTAWA**  
**FHD010015AAA**

Brushed Brass MT0001  
120x25x45mm  
4 3/4"x1"x1 3/4"



**PUNCAK**  
**FHD010016AAA**

Polished Stainless Steel MT0008  
147x25x107 mm  
5 3/4"x1"x4 1/4"



# HANDLES



**AMAZON**  
**FHD010017AAD**

Brushed Brass MT0028  
110x25x95 mm  
4 3/8"x1"x3 3/4"



**NIGER**  
**FHD010018AAA**

Brushed Brass MT0001  
350x25x125 mm  
13 3/4"x1"x4 7/8"



**COLORADO**  
**FHD010019AAD**

Brushed Brass MT0028  
120x25x60 mm  
4 3/4"x1"x2 3/8"



**HUDSON**  
**FHD010020ABP**

Brushed Brass MT0001 | Leather LT0272  
160x23x26 mm  
6 1/4"x7/8"x1"



**TIGER**  
**FHD010021AAA**

Polished Stainless Steel MT0008  
36x25x50 mm  
1 3/8"x1"x2"



**RHINE**  
**FHD010022AAB**

Brushed Brass MT0028 | Leather LT0108  
450x60x30mm  
17 3/4"x2 3/8"x1 1/8"



**DOURO**  
**FHD010023AAA**

Brushed Brass MT0001  
15x30x600 mm  
5/8"x1 1/8"x23 5/8"



**SEINE**  
**FHD010024AAE**

Brushed Brass MT0028  
450x60x30 mm  
17 3/4"x2 3/8"x1 1/8"



**AMUR**  
**FHD010025AAA**

Brushed Brass MT0001  
200x200x15 mm  
7 7/8"x7 7/8"x5/8"



**MEKONG**  
**FHD010026AAA**

Brushed Brass MT0001  
180x25x160 mm  
7 1/8"x1"x6 1/4"



**SUTLE**  
**FHD010027AAA**

Polished Stainless Steel MT0008 | Knurl Painted Iron MT0020  
25x55x300 mm  
1"x2 1/8"x11 3/4"



**DOURO II**  
**FHD010028AAA**

Brushed Brass MT0001  
35x30x115 mm  
1 3/8"x1 1/8"x4 1/2"



**KORANA**  
**FHD010030AAA**

Polished Stainless Steel MT0008 | Black MOP ST0065  
100x25x100 mm  
4"x1"x4"




**MEISSEN**  
**FHD010031AAA**

Brushed Brass MT0028  
Solid Wood SW0007 Satin Open Pore  
550x40x20mm  
21 5/8"x1 5/8"x3/4"



**AGRA**  
**FHD010032AAC**

Brushed Brass MT0028 &  
Knurl Brushed Brass MT0028  
630x38x15mm  
24 3/4"x1 1/2"x5/8"



**KENT**  
**FHD010033AAA**

Brushed Brass MT0028  
100x36x15 mm  
4"x1 3/8"x5/8"



# HANDLES



**ASHI**  
**FHD010034AAH**

Main Solid Wood SW0007 Satin Open Pore  
Detail Brushed Brass MT0028  
100x30x20 mm  
4"x1 1/8"x3/4"



**MANDALAY**  
**FHD010035AAA**

Brushed Brass MT0028  
100x30x40 mm  
4"x1 1/8"x1 5/8"



**DOURO III**  
**FHD010036AAA**

Structure Brushed Brass MT0001  
95x40x410 mm  
3 3/4"x1 5/8"x16 1/8"



**SANTORINI**  
**FHD010037AAA**

Brushed Brass MT0028 &  
Solid Wood SW0007 Satin Open Pore  
15x38x350 mm  
5/8"x1 1/2"x13 3/4"



**MYKONOS**  
**FHD010038AAA**

Solid Wood SW0007 Satin Open Pore  
& Knurl Brushed Brass MT0028  
20x40x340 mm  
3/4"x1 5/8"x13 3/8"



**SALAMANCA**  
**FHD010039AAA**

Detail Solid Wood SW0007 Satin Open Pore &  
Main Brushed Brass MT0028  
15x38x570 mm  
5/8"x1 1/2"x22 1/2"



**PARMA**  
**FHD010040AAA**

Brushed Brass MT0028 &  
Lacquered Wood LQ0005 High Gloss  
44x43x44 mm  
1 3/4"x1 3/4"x1 3/4"



**BOLZANO**  
**FHD010041AAA**

Leather LT0283 &  
Polished Stainless Steel MT0008  
290x40x20 mm  
11 3/8"x1 5/8"x3/4"





# OUTDOOR

2023 CATALOGUE

[BACK TO INDEX](#)



# SAINT-TROPEZ

NEW  
Product

SUN LOUNGER



FOU030001AAA

## MATERIALS

Seat Fabric FB2919, Piping Leather LT0341, Bolster Fabric FB2919, Bolster Piping Leather LT0341, Structure Outdoor Wood OW0001, Details Painted Aluminium OM0009

Decorative Cushion not included FTX060083AAC: 700x150x400 mm, Front Fabric FB3166, Back & Piping Leather LT0341

Decorative Cushion not included FTX060083AAE: 500x150x300 mm, Front Fabric FB3181, Back & Piping Leather LT0341



## DIMENSIONS

880x2140x625 mm

34 5/8" x 84 1/4" x 24 5/8"



# SAINT-TROPEZ

NEW  
Product

CURVED SOFA



FOU040001AAA

## MATERIALS

Seat Fabric FB2919, Back Detail Leather LT0388, Piping Leather LT0341, Bolster Fabric FB2919, Bolster Piping Leather LT0341, Structure Outdoor Wood OW0001, Details Painted Aluminium OM0009

Decorative Cushions not included FTX060083AAC (x6): 700x150x400 mm, Front Fabric FB3166, Back & Piping Leather LT0341

Decorative Cushions not included FTX060083AAE (x6): 500x150x300 mm, Front Fabric FB3181, Back & Piping Leather LT0341

## DIMENSIONS

4010x2000x740 mm

157 7/8" x 78 3/4" x 29 1/8"



# SAINT-TROPEZ

NEW  
Product

SOFA



FOU020001AAA

## MATERIALS

Seat Fabric FB2919, Piping Leather LT0341, Bolster Fabric FB2919, Bolster Piping Leather LT0341, Structure Outdoor Wood OW0001, Details Painted Aluminium OM0009

Decorative Cushions not included FTX060083AAC (x4): 700x150x400 mm, Front Fabric FB3166, Back & Piping Leather LT0341

Decorative Cushions not included FTX060083AAE (x4): 500x150x300 mm, Front Fabric FB3181, Back & Piping Leather LT0341

## DIMENSIONS

4250x2210x760 mm

167 <sup>3</sup>/<sub>8</sub>"x87"x29 <sup>7</sup>/<sub>8</sub>"


[BACK TO INDEX](#)

PAG > 609



# MARBELLA NEW Product

BENCH



FOU070001AAA

## MATERIALS

Seat Fabric FB3169  
Base Leather LT0389  
Structure Outdoor Wood OW0001  
Structure & Skirt Detail Leather LT0389  
Skirt Leather LT0341  
Strap Rope RP0001  
Details Painted Aluminium OM0009

## DIMENSIONS

1000x1000x400 mm

39 <sup>3</sup>/<sub>8</sub>"x39 <sup>3</sup>/<sub>8</sub>"x15 <sup>3</sup>/<sub>4</sub>"



# MARBELLA NEW Product

STOOL



FOU080001AAA

## MATERIALS

Seat Fabric FB3169  
Base Leather LT0389  
Structure Outdoor Wood OW0001  
Structure & Skirt Detail Leather LT0389  
Skirt Leather LT0341  
Strap Rope RP0001  
Details Painted Aluminium OM0009

## DIMENSIONS

500x500x450 mm

19 3/4" x 19 3/4" x 17 3/4"



# BELIZE

NEW  
Product

SIDE TABLE



FOU060002AAA

## MATERIALS

Top Inlay Leather LT0390  
Bottom Top Leather LT0341  
Top Painted Stainless Steel OM0001  
Structure Outdoor Wood OW0001  
Details Painted Aluminium OM0009

## DIMENSIONS

342x300x540 mm

13 ½"x11 ¾"x21 ¼"

[BACK TO INDEX](#)

PAG > 612



# BOGOTA NEW Product

COFFEE TABLE



BIG - FOU050001AAA  
SMALL - FOU050002AAA

## MATERIALS

Top Inlay Stone OS0004  
Top Leather LT0389  
Structure Painted Stainless Steel OM0001  
Bottom Detail Outdoor Wood OW0001

## DIMENSIONS

- B** 800x800x400 mm
- S** 600x600x280 mm
- B** 31 ½" x 31 ½" x 15 ¾"
- S** 23 ⅝" x 23 ⅝" x 11"

[BACK TO INDEX](#)

PAG > 613



# TUFI

NEW  
Product

COFFEE TABLE



BIG - FOU050003AAA  
SMALL - FOU060001AAA

## MATERIALS

Top Inlay Leather LT0388  
Top Painted Stainless Steel OM0001  
Structure Outdoor Wood OW0001  
Details Painted Stainless Steel OM0001

## DIMENSIONS

- B** 800x845x400 mm
- S** 517x545x500 mm
- B** 31 ½"x33 ¼"x15 ¾"
- S** 20 ⅜"x21 ½"x19 ¾"



THE COLLECTION





