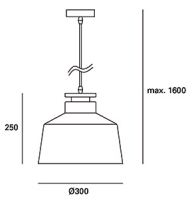




Nube Ø300mm

DE-0233-BLA

Pendant IP20 Nube Ø300mm E27 60W Blanco 630lm



TECHNICAL FEATURES



Power (W) : Max. power 60W

Voltage / frequency : 100-240V/50-60Hz

Total power consumption of light (W) : 60W

Warranty : 5 Years

Real lumens : 630

Energy efficiency : Light bulb not included

Real lm/W : 11

Lens / reflector angle : FLOOD 88°

UGR : <=19

Structure material : Steel, Wood

Structure finish : Blanco

Max. size of light bulb : 200/NA mm

Recommended light bulb : E27

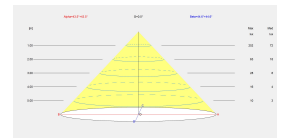
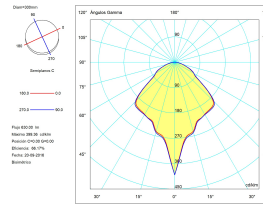
LUMINOTECHNIC FEATURES

Lampholder: 1 x E27

Luminance C0°65°: 1330

Luminance 90°65°: 1377

UGR	
S=0.250	
Ceiling / cavity	0.7
Walls	0.5
Working Plane	0.2
Room dimensions	X=4H, Y=8H
UGR crosswise	16.7
UGR lengthwise	16.8



VENTILATION FEATURES

Power used: 60W

Service value measurement standard: EN 60879:2019

LOGISTICS

Net weight (kg): 1.43

Packaged weight (kg): 2.29

Packaging: 355mm x 350mm x 310mm

