

INCLASS

Quick
Guide

This **QUICK GUIDE** has been edited in order to facilitate the specification of our products. The guide shows in a summarized and simple way our product portfolio and is divided into three parts:




This **quick guide** is interactive, click on the images to navigate




Product map

This section shows all the products in our range in a simple and schematic way, sorted by product type.



Technical guides

This section shows the technical information for each collection in alphabetical order.



Finishes

In this section you will find a summary of all our finishes in the different materials.



Product map

Find a schematic overview of all the products in our range, sorted by product type.

1 · Chairs & multipurpose armchairs P6

2 · Stools P16

3 · Lounge armchairs & sofas P22

4 · Benches P26

5 · Tables P28





















6 · Occasional tables P32















7 · Task chairs P34

A.

A1 - Chairs & multipurpose armchairs

● STACKABLE ● GREENGUARD CERTIFIED





















 Altea · 4 leg frame Low back H.81cm / W.64cm / D.59cm	 Altea · 4 wooden legs Low back H.82,5cm / W.64cm / D.60cm	 Altea · Sled frame Low back H.82cm / W.63,5cm / D.60cm	 Altea · Cantilever base Low back H.79cm / W.62cm / D.61cm	 Altea · 4 spoke steel swivel base Low back H.80cm / W.61cm / D.59cm
 Ann · 4 leg frame Wooden shell H.82cm / W.54cm / D.53cm	 Ann · 4 leg frame Upholstered shell H.83cm / W.54cm / D.53cm	 Ann · Sled frame Wooden shell H.82cm / W.57cm / D.53cm	 Ann · Sled frame Upholstered shell H.83cm / W.57cm / D.53cm	 Ann · 4 leg armchair Wooden shell H.82cm / W.54cm / D.53cm
 Ann · 4 leg armchair Upholstered shell H.83cm / W.54cm / D.53cm	 Arc · 4 leg frame H.79cm / W.58cm / D.56cm	 Arc · Sled frame H.79cm / W.58cm / D.56cm	 Arum · 4 leg frame H.76,5cm / W.59cm / D.50cm	 Aryn · 4 leg frame H.77cm / W.52cm / D.53cm
 Aryn · Sled frame H.77cm / W.51cm / D.51cm	 Aryn wood · 4 leg frame H.77cm / W.52cm / D.53cm	 Aryn wood · Sled frame H.77cm / W.51cm / D.51cm	 Aryn tapiz · 4 leg frame H.78cm / W.52cm / D.53cm	 Aryn tapiz · Sled frame H.78cm / W.51cm / D.51cm





















 Aryn max · Sled frame Plastic H.78cm / W.51cm / D.51cm	 Aryn max · Sled frame Upholstered H.79cm / W.51cm / D.51cm	 Aryn max · 4 leg frame Plastic H.78cm / W.52cm / D.53cm	 Aryn max · 4 leg frame Upholstered H.79cm / W.52cm / D.53cm	 Binar 60 · Sled frame Low back H.75cm / W.62cm / D.55cm
 Binar 60 · Sled frame Medium back H.83cm / W.62cm / D.57cm	 Binar 60 · 4 leg frame Low back H.74cm / W.62cm / D.55cm	 Binar 60 · 4 leg frame Medium back H.82cm / W.62cm / D.57cm	 Binar 60 · 4 wooden legs Low back H.74cm / W.62cm / D.55cm	 Binar 60 · 4 wooden legs Medium back H.82cm / W.62cm / D.57cm
 Binar 60 · 4 spoke wooden swivel base Low back H.74cm / W.62cm / D.55cm	 Binar 60 · 4 spoke wooden swivel base Medium back H.82cm / W.62cm / D.57cm	 Binar 60 · 4 spoke steel swivel base Low back H.74cm / W.62cm / D.55cm	 Binar 60 · 4 spoke steel swivel base Medium back H.82cm / W.62cm / D.57cm	 Binar 60 · 4 spoke aluminum swivel base Low back H.74cm / W.62cm / D.55cm
 Binar 60 · 4 spoke aluminum swivel base Medium back H.81cm / W.62cm / D.57cm	 Binar 60 · Cantilever base Low back H.76cm / W.62cm / D.55cm	 Binar 60 · Cantilever base Medium back H.83cm / W.62cm / D.57cm	 Binar Executive · High back 4 spoke aluminum swivel base H.127,5cm / W.64cm / D.55cm	 Binar Executive · Medium back 4 spoke aluminum swivel base H.112,5cm / W.64cm / D.55cm

Click on the images to navigate

A1 - Chairs & multipurpose armchairs

● STACKABLE ● GREENGUARD CERTIFIED





















 Dunas xs - 4 leg frame Chair H.80cm / W.55cm / D.58cm	 Dunas xs - 4 leg frame Armchair H.80cm / W.61cm / D.58cm	 Dunas xs - Rod frame Chair H.80cm / W.55cm / D.58cm	 Dunas xs - Rod frame Armchair H.80cm / W.61cm / D.58cm	 Dunas xs - Flat 4 spoke steel swivel base Chair H.80cm / W.55cm / D.58cm
 Dunas xs - Flat 4 spoke steel swivel base Armchair H.80cm / W.61cm / D.58cm	 Dunas xs - 4 spoke steel swivel base Chair H.80cm / W.55cm / D.59cm	 Dunas xs - 4 spoke steel swivel base Armchair H.80cm / W.61cm / D.59cm	 Dunas xs - 4 spoke wooden swivel base Chair H.80cm / W.55cm / D.58cm	 Dunas xs - 4 spoke wooden swivel base Armchair H.80cm / W.61cm / D.58cm
 Dunas xs - 4 spoke aluminum swivel base Chair H.82cm / W.55cm / D.58cm	 Dunas xs - 4 spoke aluminum swivel base Armchair H.82cm / W.61cm / D.58cm	 Kori - 4 spoke aluminum swivel base High back armchair H.126cm / W.63cm / D.65cm	 Kori - 4 spoke aluminum swivel base High back chair H.126cm / W.63cm / D.65cm	 Kori - 4 spoke aluminum swivel base Medium back armchair H.102cm / W.63cm / D.64cm
 Kori - 4 spoke aluminum swivel base Medium back chair H.102cm / W.56cm / D.64cm	 Kori - 4 spoke aluminum swivel base Low back armchair H.85cm / W.63cm / D.61cm	 Kori - 4 spoke aluminum swivel base Low back chair H.85cm / W.56cm / D.61cm	 Lea - 4 leg frame Plastic H.77cm / W.51cm / D.50cm	 Lea - 4 leg frame Wood H.77cm / W.51cm / D.50cm





















 Lea - 4 leg frame Upholstered H.77,5cm / W.51cm / D.50cm	 Lea - 4 leg armchair Plastic H.77cm / W.59cm / D.50cm	 Lea - 4 leg armchair Wood H.77cm / W.59cm / D.50cm	 Lea - 4 leg armchair Upholstered H.77,5cm / W.59cm / D.50cm	 Lea - 4 leg armchair with arm pads Plastic H.77cm / W.59cm / D.50cm
 Lea - 4 leg armchair with arm pads Wood H.77cm / W.59cm / D.50cm	 Lea - 4 leg armchair with arm pads Upholstered H.77,5cm / W.59cm / D.50cm	 Nim - Sled frame Wooden shell H.77cm / W.49cm / D.53cm	 Nim - Sled frame Upholstered shell H.78cm / W.49cm / D.53cm	 Nim - 4 leg frame Wooden shell H.77cm / W.55cm / D.54cm
 Nim - 4 leg frame Upholstered shell H.78cm / W.55cm / D.54cm	 Nim - 4 wooden legs Wooden shell H.77cm / W.45cm / D.53cm	 Nim - 4 wooden legs Upholstered shell H.78cm / W.45cm / D.53cm	 Taia - Rod frame Plastic shell H.77cm / W.60cm / D.57cm	 Taia - Rod frame Plain upholstered shell H.78cm / W.61cm / D.56cm
 Taia - Rod frame Soft upholstered shell H.78cm / W.61cm / D.56cm	 Taia - 4 leg frame Plastic shell H.79cm / W.60cm / D.56,5cm	 Taia - 4 leg frame Plain upholstered shell H.80cm / W.61cm / D.56cm	 Taia - 4 leg frame Soft upholstered shell H.80cm / W.61cm / D.56cm	 Taia - 4 plastic legs Plastic shell H.80cm / W.60cm / D.56cm

Click on the images to navigate

A1 - Chairs & multipurpose armchairs

● STACKABLE ● GREENGUARD CERTIFIED





















 Taia - 4 plastic legs Plain upholstered shell H.81cm / W.61cm / D.56cm	 Taia - 4 plastic legs Soft upholstered shell H.61cm / W.61cm / D.56cm	 Taia - 4 wooden legs Plastic shell H.79cm / W.60cm / D.55cm	 Taia - 4 wooden legs Plain upholstered shell H.80cm / W.61cm / D.56cm	 Taia - 4 wooden legs Soft upholstered shell H.80cm / W.61cm / D.56cm
 Taia - 4 spoke wooden swivel base Plastic shell H.76cm / W.60cm / D.55cm	 Taia - 4 spoke wooden swivel base Plain upholstered shell H.78cm / W.61cm / D.56cm	 Taia - 4 spoke wooden swivel base Soft upholstered shell H.78cm / W.61cm / D.56cm	 Taia - 4 spoke steel swivel base Plastic shell H.77cm / W.60cm / D.55cm	 Taia - 4 spoke steel swivel base Plain upholstered shell H.79cm / W.61cm / D.56cm
 Taia - 4 spoke steel swivel base Soft upholstered shell H.79cm / W.61cm / D.56cm	 Taia - Cantilever base Plastic shell H.77cm / W.60cm / D.55cm	 Taia - Cantilever base Plain upholstered shell H.80cm / W.61cm / D.56cm	 Taia - Cantilever base Soft upholstered shell H.80cm / W.61cm / D.56cm	 Unnia - Sled frame Chair H.80cm / W.55cm / D.58cm
 Unnia - Sled frame Armchair H.80cm / W.55cm / D.58cm	 Unnia - 4 leg frame Chair H.80cm / W.55cm / D.58cm	 Unnia - 4 leg frame Armchair H.80cm / W.55cm / D.58cm	 Unnia - 4 spoke wooden swivel base Chair H.80,5cm / W.47cm / D.55cm	 Unnia - 4 spoke steel swivel base Chair H.80,5cm / W.47cm / D.50cm





















 Unnia - 4 spoke steel swivel base Armchair H.80,5cm / W.56,5cm / D.50cm	 Unnia - 4 spoke aluminum swivel base Chair H.79cm / W.51,5cm / D.51,5cm	 Unnia - 4 spoke aluminum swivel base Armchair H.79cm / W.56,5cm / D.51,5cm	 Unnia tapiz - Sled frame Chair H.80,5cm / W.55cm / D.49cm	 Unnia tapiz - Sled frame Armchair H.80,5cm / W.58cm / D.51cm
 Unnia tapiz - Sled frame Armchair with upholstered arms H.81cm / W.56cm / D.50cm	 Unnia tapiz - 4 leg frame Chair H.80,5cm / W.55cm / D.51cm	 Unnia tapiz - 4 leg frame Armchair H.80,5cm / W.58cm / D.51cm	 Unnia tapiz - 4 leg frame Armchair with upholstered arms H.80,5cm / W.58cm / D.51cm	 Unnia tapiz - 4 spoke wooden swivel base Chair H.80,5cm / W.47cm / D.50cm
 Unnia tapiz - 4 spoke wooden swivel base Armchair with upholstered arms H.80,5cm / W.58cm / D.50cm	 Unnia tapiz - 4 spoke steel swivel base Chair H.80,5cm / W.47cm / D.50cm	 Unnia tapiz - 4 spoke steel swivel base Armchair H.80,5cm / W.56,5cm / D.50cm	 Unnia tapiz - 4 spoke steel swivel base Armchair with upholstered arms H.80,5cm / W.56,5cm / D.50cm	 Unnia tapiz - 4 spoke aluminum swivel base Chair H.79cm / W.52,5cm / D.52,5cm
 Unnia tapiz - 4 spoke aluminum swivel base Armchair H.79cm / W.56,5cm / D.52,5cm	 Unnia tapiz - 4 spoke aluminum swivel base Armchair with upholstered arms H.79cm / W.56,5cm / D.52,5cm	 Varya - Sled frame Chair H.81cm / W.55cm / D.50cm	 Varya - Sled frame Armchair H.81cm / W.63cm / D.50cm	 Varya - 4 leg frame Chair H.81,5cm / W.57,5cm / D.51,5cm

Click on the images to navigate

A1 - Chairs & multipurpose armchairs

● STACKABLE ● GREENGUARD CERTIFIED

 Varya - 4 leg frame Armchair H.81cm / W.61cm / D.51,5cm	 Varya - 4 leg non stackable frame Chair H.81cm / W.47,5cm / D.50cm	 Varya - 4 wooden leg frame Chair H.81,5cm / W.46,5cm / D.50cm	 Varya - 4 plastic leg frame Chair H.81,5cm / W.47,5cm / D.50cm	 Varya - 4 spoke steel swivel base Chair H.81cm / W.48cm / D.50cm
 Varya - 4 spoke steel swivel base Armchair H.81cm / W.57cm / D.50cm	 Varya - 4 spoke aluminum swivel base Chair H.80,5cm / W.51,5cm / D.51,5cm	 Varya - 4 spoke aluminum swivel base Armchair H.80,5cm / W.57cm / D.51,5cm	 Varya - Cantilever base Chair H.81cm / W.52cm / D.54cm	 Varya - Cantilever base Armchair H.81cm / W.54cm / D.54cm
 Varya tapiz - Sled frame Chair H.81cm / W.55,5cm / D.50cm	 Varya tapiz - Sled frame Armchair H.81cm / W.63cm / D.50cm	 Varya tapiz - 4 leg frame Chair H.81cm / W.57cm / D.51,5cm	 Varya tapiz - 4 leg frame Armchair H.81cm / W.61cm / D.51,5cm	 Varya tapiz - 4 leg non stackable frame Chair H.82cm / W.48cm / D.50cm
 Varya tapiz - 4 wooden leg frame Chair H.81cm / W.48cm / D.49cm	 Varya tapiz - 4 plastic leg frame Chair H.81cm / W.48cm / D.50cm	 Varya tapiz - 4 spoke steel swivel base Chair H.81cm / W.48cm / D.50cm	 Varya tapiz - 4 spoke steel swivel base Armchair H.81cm / W.57cm / D.50cm	 Varya tapiz - 4 spoke aluminum swivel base Chair H.80,5cm / W.51,5cm / D.51,5cm

 Varya tapiz - 4 spoke aluminum swivel base Armchair H.80,5cm / W.57cm / D.51,5cm	 Varya tapiz - Cantilever base Chair H.81cm / W.52cm / D.54cm	 Varya tapiz - Cantilever base Armchair H.81cm / W.54cm / D.54cm	 Varya wood - Sled frame Chair H.81cm / W.56cm / D.50cm	 Varya wood - Sled frame Armchair H.81cm / W.63cm / D.50cm
 Varya wood - 4 leg frame Chair H.81cm / W.57cm / D.51,5cm	 Varya wood - 4 leg frame Armchair H.81cm / W.61cm / D.52cm	 Varya wood - 4 leg non stackable frame Chair H.81cm / W.48cm / D.50cm	 Varya wood - 4 wooden legs Chair H.80,5cm / W.48cm / D.50,5cm	 Varya wood - 4 spoke steel swivel base Chair H.81cm / W.48cm / D.50cm
 Varya wood - 4 spoke steel swivel base Armchair H.81cm / W.57cm / D.50cm	 Varya wood - 4 spoke aluminum swivel base Chair H.80,5cm / W.51,5cm / D.51,5cm	 Varya wood - 4 spoke aluminum swivel base Armchair H.80,5cm / W.57cm / D.51,5cm	 Varya xl - Sled frame Plastic shell H.81,5cm / W.61cm / D.50cm	 Varya xl - Sled frame Upholstered shell H.82cm / W.61cm / D.50cm
 Varya xl - 4 leg frame Plastic shell H.81,5cm / W.60cm / D.52cm	 Varya xl - 4 leg frame Upholstered shell H.82cm / W.60cm / D.52cm	 Varya xl - 4 leg stackable frame Plastic shell armchair H.82,5cm / W.69cm / D.52,5cm	 Varya xl - 4 leg stackable frame Upholstered shell armchair H.83cm / W.69cm / D.52,5cm	 Varya xl - 4 leg non stackable frame Plastic shell armchair H.82,5cm / W.67cm / D.52,5cm

Click on the images to navigate

A1 - Chairs & multipurpose armchairs





















● STACKABLE ● GREENGUARD CERTIFIED





















 <p>Varya xl - 4 leg non stackable frame Upholstered shell armchair H.83cm / W.67cm / D.52,5cm</p>	 <p>Varya xl - 4 leg non stackable frame Plastic shell H.82,5cm / W.52cm / D.50cm</p>	 <p>Varya xl - 4 leg non stackable frame Upholstered shell H.83cm / W.52cm / D.50cm</p>	 <p>Varya xl - 4 plastic leg frame Plastic shell H.83cm / W.52cm / D.50cm</p>	 <p>Varya xl - 4 plastic leg frame Upholstered shell H.83,5cm / W.52cm / D.50cm</p>
 <p>Varya xl - 4 wooden leg frame Plastic shell H.82,5cm / W.52cm / D.50cm</p>	 <p>Varya xl - 4 wooden leg frame Upholstered shell H.83cm / W.52cm / D.50cm</p>	 <p>Varya xl - 4 spoke wooden swivel base Plastic shell H.81cm / W.52cm / D.50cm</p>	 <p>Varya xl - 4 spoke wooden swivel base Upholstered shell H.81,5cm / W.52cm / D.50cm</p>	 <p>Varya xl - 4 spoke wooden swivel base Plastic shell with metal arms H.81cm / W.67,5cm / D.50cm</p>
 <p>Varya xl - 4 spoke wooden swivel base Upholstered shell with metal arms H.81,5cm / W.67,5cm / D.50cm</p>	 <p>Varya xl - 4 spoke aluminum swivel base Plastic shell H.85cm / W.52cm / D.51cm</p>	 <p>Varya xl - 4 spoke aluminum swivel base Upholstered shell H.85,5cm / W.52cm / D.51cm</p>	 <p>Varya xl - 4 spoke aluminum swivel base Plastic shell with metal arms H.85cm / W.67,5cm / D.51cm</p>	 <p>Varya xl - 4 spoke aluminum swivel base Upholstered shell with metal arms H.85,5cm / W.67,5cm / D.51cm</p>



A2 - Stools

● GREENGUARD CERTIFIED





 Ann · Sled frame Wooden shell · High stool H.100cm / W.57cm / D.45cm	 Ann · Sled frame Wooden shell · Medium stool H.90cm / W.55cm / D.44cm	 Ann · Sled frame Upholstered shell · High stool H.100cm / W.57cm / D.45cm	 Ann · Sled frame Upholstered shell · Medium stool H.90cm / W.55cm / D.44cm	 Aryn max · 4 leg frame Plastic · High stool H.107,5cm / W.57cm / D.56cm
 Aryn max · 4 leg frame Plastic · Medium stool H.97,5cm / W.54cm / D.54,5cm	 Aryn max · 4 leg frame Upholstered · High stool H.108,5cm / W.57cm / D.56cm	 Aryn max · 4 leg frame Upholstered · Medium stool H.98,5cm / W.54cm / D.54,5cm	 Dunas xs · 4 leg frame High stool H.99cm / W.50cm / D.49cm	 Dunas xs · 4 leg frame Medium stool H.89cm / W.50cm / D.48cm
 Dunas xs · 4 spoke wooden swivel base High stool H.100cm / W.50cm / D.48cm	 Dunas xs · 4 spoke wooden swivel base Medium stool H.90cm / W.50cm / D.47cm	 Lea · 4 leg frame Plastic · High stool H.104,5cm / W.54,5cm / D.55cm	 Lea · 4 leg frame Plastic · Medium stool H.94,5cm / W.54cm / D.54cm	 Lea · 4 leg frame Wood · High stool H.104,5cm / W.54,5cm / D.55cm
 Lea · 4 leg frame Wood · Medium stool H.94,5cm / W.54cm / D.54cm	 Lea · 4 leg frame Upholstered · High stool H.105cm / W.54,5cm / D.55cm	 Lea · 4 leg frame Upholstered · Medium stool H.95cm / W.54cm / D.54cm	 Nim · Sled frame Wooden shell · High stool H.100cm / W.41cm / D.47cm	 Nim · Sled frame Wooden shell · Medium stool H.90cm / W.41cm / D.47cm

 Nim · Sled frame Upholstered shell · High stool H.107cm / W.41cm / D.47cm	 Nim · Sled frame Upholstered shell · Medium stool H.97cm / W.41cm / D.47cm	 Sun · 4 spoke steel base Wooden seat · High stool H.79cm / W.50cm / D.50cm	 Sun · 4 spoke steel base Wooden seat · Medium stool H.62cm / W.42,7cm / D.42,7cm	 Sun · 4 spoke steel base Wooden seat · Low stool H.42cm / W.36,8cm / D.36,8cm
 Sun · 4 spoke steel base Upholstered seat · High stool H.75cm / W.50cm / D.50cm	 Sun · 4 spoke steel base Upholstered seat · Medium stool H.62cm / W.42,7cm / D.42,7cm	 Sun · 4 spoke steel base Upholstered seat · Low stool H.42cm / W.36,8cm / D.36,8cm	 Taia · 4 leg frame Plastic shell · High stool H.112cm / W.60cm / D.53,5cm	 Taia · 4 leg frame Plastic shell · Medium stool H.102cm / W.60cm / D.53cm
 Taia · 4 leg frame Upholstered shell · High stool H.112cm / W.60cm / D.53,5cm	 Taia · 4 leg frame Upholstered shell · Medium stool H.102cm / W.60cm / D.53cm	 Taia · 4 leg frame Soft upholstered shell · High stool H.112cm / W.60cm / D.53,5cm	 Taia · 4 leg frame Soft upholstered shell · Medium stool H.102cm / W.60cm / D.53cm	 Tao · Sled frame Wooden seat · High stool H.78cm / W.50cm / D.42cm
 Tao · Sled frame Wooden seat · Medium stool H.68cm / W.51cm / D.42cm	 Tao · Sled frame Upholstered seat · High stool H.78cm / W.50cm / D.42cm	 Tao · Sled frame Upholstered seat · Medium stool H.68cm / W.51cm / D.42cm	 Unnia · Sled frame High stool H.110cm / W.55cm / D.50cm	 Unnia · Sled frame Medium stool H.100cm / W.55cm / D.50cm

Click on the images to navigate

A2 - Stools

● GREENGUARD CERTIFIED





















 Unnia tapiz - Sled frame High stool H.110cm / W.55cm / D.50cm	 Unnia tapiz - Sled frame Medium stool H.100cm / W.55cm / D.50cm	 Varya - Sled frame High chair H.112cm / W.46,5cm / D.51,5cm	 Varya - Sled frame Counter chair H.102cm / W.46,5cm / D.49cm	 Varya - Sled frame High stool H.101cm / W.44cm / D.50,5cm
 Varya - Sled frame Medium stool H.91cm / W.41,5cm / D.44cm	 Varya - 4 leg frame High chair H.112cm / W.46,5cm / D.50cm	 Varya - 4 leg frame Counter chair H.102cm / W.46,5cm / D.49cm	 Varya - 4 leg frame High stool H.101cm / W.45,5cm / D.48cm	 Varya - 4 leg frame Medium stool H.91cm / W.42cm / D.45cm
 Varya - 4 wooden leg frame High stool H.101cm / W.41cm / D.43cm	 Varya - 4 wooden leg frame Medium stool H.91cm / W.41cm / D.45,5cm	 Varya - 4 spoke steel swivel base High stool H.101cm / W.40,5cm / D.43cm	 Varya - 4 spoke steel swivel base Medium stool H.91cm / W.41cm / D.43cm	 Varya tapiz - Sled frame High chair H.112cm / W.46,5cm / D.51,5cm
 Varya tapiz - Sled frame Counter chair H.102cm / W.46,5cm / D.49cm	 Varya tapiz - Sled frame High stool H.101cm / W.44cm / D.47cm	 Varya tapiz - Sled frame Medium stool H.91cm / W.41,5cm / D.43cm	 Varya tapiz - 4 leg frame High chair H.112cm / W.46,5cm / D.50cm	 Varya tapiz - 4 leg frame Counter chair H.102cm / W.46,5cm / D.49cm





















 Varya tapiz - 4 leg frame High stool H.101cm / W.45,5cm / D.48cm	 Varya tapiz - 4 leg frame Medium stool H.91cm / W.42cm / D.45cm	 Varya tapiz - 4 wooden legs High stool H.101cm / W.41cm / D.45,5cm	 Varya tapiz - 4 wooden legs Medium stool H.91cm / W.41cm / D.45,5cm	 Varya tapiz - 4 spoke steel swivel base High stool H.102cm / W.41,5cm / D.43cm
 Varya tapiz - 4 spoke steel swivel base Medium stool H.91cm / W.41cm / D.43cm	 Varya wood - Sled frame High stool H.101cm / W.44cm / D.47cm	 Varya wood - Sled frame Medium stool H.91cm / W.41,5cm / D.43cm	 Varya wood - 4 leg frame High stool H.101cm / W.45,5cm / D.48cm	 Varya wood - 4 leg frame Medium stool H.91cm / W.42cm / D.45cm
 Varya wood - 4 wooden leg frame High stool H.101cm / W.41cm / D.45,5cm	 Varya wood - 4 wooden leg frame Medium stool H.91cm / W.41cm / D.45,5cm	 Varya wood - 4 spoke steel swivel base High stool H.101cm / W.41cm / D.43cm	 Varya wood - 4 spoke steel swivel base Medium stool H.91cm / W.41cm / D.43cm	

Click on the images to navigate

A3 · Lounge armchairs & sofas

● GREENGUARD CERTIFIED
















 Dunas Lounge · High back Flat 4 spoke aluminum swivel base H118,5cm / W78,5cm / D78cm	 Dunas Lounge · Medium back Flat 4 spoke aluminum swivel base H93,5cm / W78,5cm / D78cm	 Dunas Lounge · Ottoman Flat 4 spoke aluminum base H41cm / W69cm / D63cm	 Dunas XL · High back Flat 4 spoke aluminum swivel base H105cm / W82cm / D73cm	 Dunas XL · Low back Flat 4 spoke aluminum swivel base H77cm / W82cm / D74cm
 Dunas XL · High back Rod frame H105cm / W82cm / D73cm	 Dunas XL · Low back Rod frame H77cm / W82cm / D74cm	 Dunas XL · High back 4 spoke aluminum high swivel base H105cm / W82cm / D73cm	 Dunas XL · Low back 4 spoke aluminum high swivel base H77cm / W82cm / D74cm	 Dunas XL · Low back 4 wooden legs H77cm / W82cm / D74cm
 Dunas XL · High back 4 spoke wooden swivel base H105cm / W83cm / D73cm	 Dunas XL · Low back 4 spoke wooden swivel base H77cm / W83cm / D74cm	 Escalas · Single armchair High arms H69cm / W80cm / D80cm	 Escalas · Single armchair Low arms H69cm / W80cm / D80cm	 Lin wood · Armchair H83cm / W62cm / D60cm
 Lin tapiz · Armchair H80cm / W62cm / D60cm	 Marcus · 1 seater sofa H69cm / W105cm / D95cm	 Pau · Armchair with upholstered arms H72cm / W80cm / D80cm	 Pau · Armchair with steel arms H72cm / W70cm / D80cm	 Pau · Seat with corner backrest H72cm / W70cm / D80cm

 Rever · High back · Oak veneer 4 spoke aluminum swivel base H105cm / W80cm / D81cm	 Rever · High back · Walnut veneer 4 spoke aluminum swivel base H105cm / W80cm / D81cm	 Rever · High back · Fully upholstered 4 spoke aluminum swivel base H105cm / W80cm / D81cm	 Rever · Medium back · Oak veneer 4 spoke aluminum swivel base H88,5cm / W80cm / D76cm	 Rever · Medium back · Walnut veneer 4 spoke aluminum swivel base H88,5cm / W80cm / D76cm
 Rever · Medium back · Fully upholstered 4 spoke aluminum swivel base H88,5cm / W80cm / D76cm	 Rever · Ottoman · Oak veneer 4 spoke aluminum base H43cm / W62cm / D62cm	 Rever · Ottoman · Walnut veneer 4 spoke aluminum base H43cm / W62cm / D62cm	 Rever · Ottoman · Fully upholstered 4 spoke aluminum base H43cm / W62cm / D62cm	 Tetris · Armchair · Arms W10cm H74cm / W80cm / D80cm
 Tetris · Armchair · Arms W20cm H74cm / W100cm / D80cm	 Tetris · Seat with corner backrest H74cm / W80cm / D80cm	 Wabao · Lounge armchair H78cm / W84cm / D75,5cm	 Wabao · Armchair H80cm / W59,5cm / D60cm	 Wabao · Pouf H42cm / W57cm / D46cm
 Wudi · Armchair W74,5cm / 75,5cm / 77cm	 Wudi · Two seater sofa W74,5cm / 136cm / 77cm	 Xail · Sled frame Tight upholstery H76,5cm / W66cm / D71cm	 Xail · Sled frame Horizontal stitching upholstery H76,5cm / W66cm / D71cm	 Xail · Sled frame Soft upholstery H77cm / W66cm / D71,5cm

Click on the images to navigate

A3 · Lounge armchairs & sofas

● GREENGUARD CERTIFIED

 <p>Xail · 4 leg frame and wooden arms Tight upholstery H.76,5cm / W.79cm / D.71cm</p>	 <p>Xail · 4 leg frame and wooden arms Horizontal stitching upholstery H.76,5cm / W.79cm / D.71cm</p>	 <p>Xail · 4 leg frame and wooden arms Soft upholstery H.77cm / W.79cm / D.71,5cm</p>	 <p>Xail · 4 leg frame and upholstered arms Tight upholstery H.76,5cm / W.79cm / D.71cm</p>	 <p>Xail · 4 leg frame and upholstered arms Horizontal stitching upholstery H.76,5cm / W.79cm / D.71cm</p>
 <p>Xail · 4 leg frame and upholstered arms Soft upholstery H.77cm / W.79cm / D.71,5cm</p>	 <p>Xail · Flat 4 spoke aluminum swivel base Tight upholstery H.76,5cm / W.62cm / D.71cm</p>	 <p>Xail · Flat 4 spoke aluminum swivel base Horizontal stitching upholstery H.76,5cm / W.62cm / D.71cm</p>	 <p>Xail · Flat 4 spoke aluminum swivel base Soft upholstery H.77cm / W.62cm / D.71,5cm</p>	 <p>Xail · Flat 4 spoke aluminum swivel base and wooden arms Tight upholstery H.76,5cm / W.79cm / D.71cm</p>
 <p>Xail · Flat 4 spoke aluminum swivel base and wooden arms Horizontal stitching upholstery H.76,5cm / W.79cm / D.71cm</p>	 <p>Xail · Flat 4 spoke aluminum swivel base and wooden arms Soft upholstery H.76,5cm / W.79cm / D.71,5cm</p>	 <p>Xail · Flat 4 spoke aluminum swivel base and upholstered arms Tight upholstery H.76,5cm / W.79cm / D.71cm</p>	 <p>Xail · Flat 4 spoke aluminum swivel base and upholstered arms Horizontal stitching upholstery H.76,5cm / W.79cm / D.71cm</p>	 <p>Xail · Flat 4 spoke aluminum swivel base and upholstered arms Soft upholstery H.76,5cm / W.79cm / D.71,5cm</p>

 <p>Entropy · Modular sofa Composition example 1</p>	 <p>Entropy · Modular sofa Composition example 2</p>	 <p>Entropy · Modular sofa Composition example 3</p>
 <p>Entropy · Modular sofa Composition example 4</p>	 <p>Escalas · Modular sofa Composition example 1</p>	 <p>Escalas · Modular sofa Composition example 2</p>
 <p>Escalas · Modular sofa Composition example 3</p>	 <p>Escalas · Modular sofa Composition example 4</p>	 <p>Escalas · Modular sofa Composition example 5</p>
 <p>Escalas · Modular sofa Composition example 6</p>	 <p>Escalas · Modular sofa Composition example 7</p>	 <p>Escalas · Modular sofa Composition example 8</p>

Click on the images to navigate

A3 · Lounge armchairs & sofas













● GREENGUARD CERTIFIED











Click on the images to navigate

















A4 · Benches












● GREENGUARD CERTIFIED

 <p>Ann · 2 to 5 seater bench Wooden or upholstered shell H.81cm / W.104cm, 161cm, 218cm, 275cm / D.51cm</p>	 <p>Escalas · Modular bench Composition example</p>	 <p>Lapse · Modular bench Composition example</p>	
 <p>Lin wood · Modular bench Composition example</p>	 <p>Lin tapiz · Modular bench Composition example</p>	 <p>Nim · 2 to 5 seater bench Wooden or upholstered shell H.75cm / W.104cm, 161cm, 218cm, 275cm / D.53cm</p>	
 <p>Nuc · Round pouf H49,5cm W.Ø50cm / Ø80cm / Ø100cm</p>	 <p>Nuc · Square pouf H49,5cm W.60x60cm / 80x80cm</p>	 <p>Nuc · Rectangular pouf H49,5cm W.110x40cm / 110x60cm</p>	 <p>Plania bench · Modular bench Composition example 1</p>
 <p>Plania bench · Modular bench Composition example 2</p>		 <p>Unnia · 2 to 5 seater bench Plastic monoshell H.81cm / W.104cm, 161cm, 218cm, 275cm / D.51cm</p>	

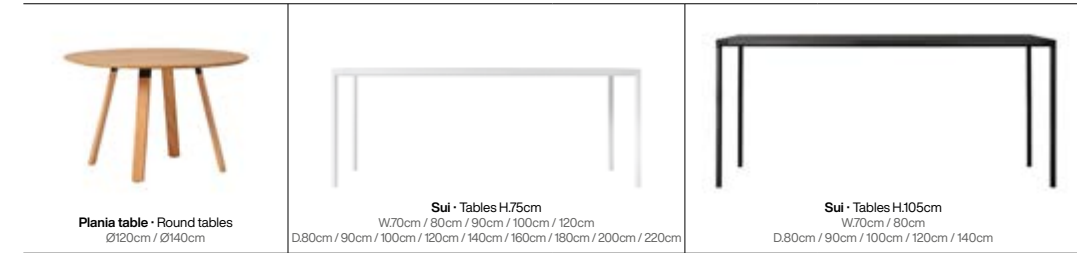

 <p>Unnia tapiz · 2 to 5 seater bench Upholstered monoshell H.81cm / W.104cm, 161cm, 218cm, 275cm / D.52cm</p>	 <p>Varya · 2 to 5 seater bench Plastic monoshell H.81cm / W.104cm, 161cm, 218cm, 275cm / D.52cm</p>	 <p>Varya tapiz · 2 to 5 seater bench Upholstered monoshell H.81cm / W.104cm, 161cm, 218cm, 275cm / D.52cm</p>
 <p>Varya wood · 2 to 5 seater bench Wooden monoshell H.81cm / W.104cm, 161cm, 218cm, 275cm / D.52cm</p>	 <p>Varya XL · 2 to 5 seater bench Plastic monoshell H.81cm / W.104cm, 161cm, 218cm, 275cm / D.52cm</p>	 <p>Varya XL · 2 to 5 seater bench Upholstered monoshell H.81cm / W.104cm, 161cm, 218cm, 275cm / D.52cm</p>
 <p>Wudi · Ottoman H.41cm / W.61cm / D.47cm</p>	 <p>Wudi · Ottoman bench H.41cm / W.121cm / D.47cm</p>	

Click on the images to navigate

 Arc · Table base H.72cm / W.52cm / D.52cm	 Elix · Table base H.73cm H.73cm / W.64cm / D.Ø88cm	 Elix · 2 table bases H.73cm with oval tabletop W.240cm / D.100cm		 Elix · Table base H.103cm H.103cm / W.64cm / D.Ø88cm
 Elix · 2 table bases H.103cm with oval tabletop W.240cm / D.100cm		 Essens · Round table base Ø38cm H.72cm / W.48cm / D.48cm	 Essens · Round table base Ø38cm stool height H.108,5cm / W.48cm / D.48cm	 Essens · Round table base Ø50cm H.72cm / W.62cm / D.62cm
 Essens · Round table base Ø65cm H.72cm / W.77cm / D.77cm	 Essens · Elliptical table base 93x65cm H.72cm / W.93cm / D.65cm		 Essens · Two oval table base 40x70cm H.72cm / W.40cm / D.70cm	
 Flat · Round base 47cm, H.72cm H.72cm / W.47cm / D.47cm	 Flat · Round table base 47cm, H.103cm H.103cm / W.47cm / D.47cm	 Flat · Round table base 65cm, H.72cm H.72cm / W.65cm / D.65cm	 Flat · Round table base 47cm, H.88cm H.88cm / W.47cm / D.47cm	 Flat · Round table base 65cm, H.88cm H.88cm / W.65cm / D.65cm

 Flat · Square table base 48x48cm, H.72cm H.72cm / W.48cm / D.48cm	 Flat · Square table base 48x48cm, H.88cm H.88cm / W.48cm / D.48cm	 Flat · Square table base 48x48cm, H.103cm H.103cm / W.48cm / D.48cm	 Lex · Table base H.73cm H.73cm / W.55cm / D.Ø75cm	 Lex · Table base H.73cm with mechanism for flip top H.73cm / W.55cm / D.Ø75cm
 Lex · 2 table bases H.73cm with oval tabletop W.240cm / D.100cm		 Lex · 2 table bases H.103cm with oval tabletop W.240cm / D.100cm		 Lex · Table base H.103cm H.103cm / W.55cm / D.Ø75cm
 Lex · Table base H.103cm with mechanism for flip top H.103cm / W.55cm / D.Ø75cm	 Malibu · Table base H.73cm H.73cm / W.67cm / D.Ø67cm	 Malibu · Table base H.103cm H.103cm / W.67cm / D.Ø67cm	 Stiks · Table base H.72cm H.72cm / W.70cm / D.Ø70cm	

Click on the images to navigate














A5 · Accessories









Click on the images to navigate

A6 - Occasional tables

● GREENGUARD CERTIFIED

 Dunas Lounge - Low table H.32cm / W.70cm / D.70cm	 Dunas XL - Low table Rod frame H.42cm / W.70cm / D.70cm	 Elix - Table base H.31cm H.31cm / W.64cm / D.Ø88cm	 Essens occasional - H.44cm Round table base Ø22,5cm H.43cm / W.22,5cm / D.22,5cm	 Essens occasional - H.52cm Round table base Ø22,5cm H.51cm / W.22,5cm / D.22,5cm
 Essens occasional - H.40cm Round table base Ø45,5cm H.38cm / W.45,5cm / D.45,5cm	 Lan - Side table H.66cm / W.42cm / D.28cm	 Lan - XL side table H.66cm / W.55cm / D.35cm	 Lex - Table base H.38cm H.38cm / W.55cm / D.Ø75cm	 Malibu - Table base H.38cm H.38cm / W.67cm / D.Ø67cm
 Nuc - Rectangular coffee table H.38cm W.110 / D.40cm	 Nuc - Square side & coffee table H.38cm 60x60cm / 80x80cm	 Nuc - Square side table H.52cm W.40 / D.40cm	 Nuc - Round side & coffee table H.38cm Ø50cm / Ø80cm / Ø100cm	 Nuc - Round side table H.52cm Ø50cm
 Nume - Rectangular side table Base with adjustable height H.75-53cm / W.35cm / D.55cm	 Nume - Round side table Ø40cm Base with adjustable height H.75-53cm / W.40cm / D.40cm	 Nume - Round side table Ø50cm Base with adjustable height H.75-53cm / W.50cm / D.50cm	 Nume - Round side table Ø60cm Base with adjustable height H.75-53cm / W.60cm / D.60cm	 Stiks - Table base H.38cm H.38cm / W.52cm / D.52cm

 Sui - Table H.35cm W.70cm / 80cm / 90cm / 100cm / 120cm D.80cm / 90cm / 100cm / 120cm / 140cm / 160cm / 180cm / 200cm / 220cm	 Tetris - Side table H.38cm / W.80cm / D.80cm	 Tetris - Coffee table H.38cm / W.120cm / D.80cm	 Wabao - Low table H.37cm / W.53cm / D.65cm	 Wudi - Coffee table H.33,5cm / W.120cm / D.45cm
 Wudi - Coffee table with magazine rack H.33,5cm / W.120cm / D.45cm	 Wudi - Side table H.33,5cm / W.120cm / D.45cm	 Wudi - Side table with magazine rack H.33,5cm / W.120cm / D.45cm		

Click on the images to navigate

A7 · Task chairs

● GREENGUARD CERTIFIED


 Altea · XL high back 5 spoke aluminum swivel base on casters Gas lift + tilt mechanism H.137-130cm / W.70cm / D.70cm	 Altea · XL high back 5 spoke aluminum swivel base on casters Gas lift H.130-121cm / W.70cm / D.70cm	 Altea · High back 5 spoke aluminum swivel base on casters Gas lift + tilt mechanism H.121-114cm / W.70cm / D.70cm	 Altea · High back 5 spoke aluminum swivel base on casters Gas lift H.121-112cm / W.70cm / D.70cm	 Altea · Low back 5 spoke aluminum swivel base on casters Gas lift + tilt mechanism H.85-78cm / W.70cm / D.70cm
 Altea · Low back 5 spoke aluminum swivel base on casters Gas lift H.90-79cm / W.70cm / D.70cm	 Binar 60 · Low back 5 spoke aluminum swivel base on casters Gas lift H.83-71cm / W.64cm / D.63cm	 Binar 60 · Medium back 5 spoke aluminum swivel base on casters Gas lift H.91-79cm / W.64cm / D.64cm	 Binar 60 · Low back 5 spoke aluminum swivel base on casters Gas lift + tilt mechanism H.82-70cm / W.64cm / D.63cm	 Binar 60 · Medium back 5 spoke aluminum swivel base on casters Gas lift + tilt mechanism H.90-78cm / W.64cm / D.64cm
 Binar Executive · High back 5 spoke aluminum swivel base on casters Gas lift + synchro mechanism H.137,5-125,5cm / W.64cm / D.64cm	 Binar Executive · High back 5 spoke aluminum swivel base on casters Gas lift + tilt mechanism H.135-123cm / W.64cm / D.64cm	 Binar Executive · High back 5 spoke aluminum swivel base on casters Gas lift H.136-124cm / W.64cm / D.64cm	 Binar Executive · Medium back 5 spoke aluminum swivel base on casters Gas lift + synchro mechanism H.122,5-110,5cm / W.64cm / D.64cm	 Binar Executive · Medium back 5 spoke aluminum swivel base on casters Gas lift + tilt mechanism H.120-108cm / W.64cm / D.64cm
 Binar Executive · Medium back 5 spoke aluminum swivel base on casters Gas lift H.121-109cm / W.64cm / D.64cm	 Dunas xs · Chair 5 spoke aluminum swivel base on casters Gas lift H.87-75cm / W.67cm / D.71cm	 Dunas xs · Armchair 5 spoke aluminum swivel base on casters Gas lift H.87-75cm / W.67cm / D.71cm	 Dunas xs · Chair 5 spoke steel swivel base on casters H.80cm / W.67cm / D.71cm	 Dunas xs · Armchair 5 spoke steel swivel base on casters H.80cm / W.67cm / D.71cm

 Esitt · Task chair with mesh backrest 5 spoke aluminum swivel base on casters H.109-97cm / W.64cm / D.67cm	 Esitt · Task chair with upholstered backrest 5 spoke aluminum swivel base on casters H.109-97cm / W.64cm / D.67cm	 Esitt · Counter stool with mesh backrest 5 spoke aluminum swivel base on casters H.132-109cm / W.64cm / D.67cm	 Esitt · Counter stool with upholstered backrest 5 spoke aluminum swivel base on casters H.132-109cm / W.64cm / D.67cm	 Itek pro · Task chair 5 spoke aluminum swivel base on casters Gas lift + synchro mechanism H.110-98cm / W.64cm / D.67cm
 Itek pro · Task chair 5 spoke aluminum swivel base on casters Gas lift H.110-98cm / W.64cm / D.67cm	 Itek pro · Counter stool 5 spoke aluminum swivel base on casters H.133-110cm / W.64cm / D.67cm	 Kori · High back armchair 5 spoke aluminum swivel base on casters Gas lift + tilt mechanism H.136-124cm / W.64cm / D.69cm	 Kori · High back armchair 5 spoke aluminum swivel base on casters Gas lift + 7 position tilt mechanism H.141-129cm / W.64cm / D.69cm	 Kori · High back armchair 5 spoke aluminum swivel base on casters Gas lift H.136-124cm / W.64cm / D.69cm
 Kori · High back chair 5 spoke aluminum swivel base on casters Gas lift + tilt mechanism H.136-124cm / W.64cm / D.69cm	 Kori · High back chair 5 spoke aluminum swivel base on casters Gas lift + 7 position tilt mechanism H.141-129cm / W.64cm / D.69cm	 Kori · High back chair 5 spoke aluminum swivel base on casters Gas lift H.136-124cm / W.64cm / D.69cm	 Kori · Medium back armchair 5 spoke aluminum swivel base on casters Gas lift + tilt mechanism H.112-100cm / W.64cm / D.69cm	 Kori · Medium back armchair 5 spoke aluminum swivel base on casters Gas lift + 7 position tilt mechanism H.117-105cm / W.64cm / D.69cm
 Kori · Medium back armchair 5 spoke aluminum swivel base on casters Gas lift H.112-100cm / W.64cm / D.69cm	 Kori · Medium back chair 5 spoke aluminum swivel base on casters Gas lift + tilt mechanism H.112-100cm / W.64cm / D.69cm	 Kori · Medium back chair 5 spoke aluminum swivel base on casters Gas lift + 7 position tilt mechanism H.117-105cm / W.64cm / D.69cm	 Kori · Medium back chair 5 spoke aluminum swivel base on casters Gas lift H.112-100cm / W.64cm / D.69cm	 Kori · Low back armchair 5 spoke aluminum swivel base on casters Gas lift + tilt mechanism H.95-83cm / W.64cm / D.69cm

Click on the images to navigate

A7 · Task chairs

● GREENGUARD CERTIFIED







 <p>Kori · Low back armchair 5 spoke aluminum swivel base on casters Gas lift + 7 position tilt mechanism H.100-88cm / W.64cm / D.69cm</p>	 <p>Kori · Low back armchair 5 spoke aluminum swivel base on casters Gas lift H.95-83cm / W.64cm / D.69cm</p>	 <p>Kori · Low back chair 5 spoke aluminum swivel base on casters Gas lift + tilt mechanism H.95-83cm / W.64cm / D.69cm</p>	 <p>Kori · Low back chair 5 spoke aluminum swivel base on casters Gas lift + 7 position tilt mechanism H.100-88cm / W.64cm / D.69cm</p>	 <p>Kori · Low back chair 5 spoke aluminum swivel base on casters Gas lift H.95-83cm / W.64cm / D.69cm</p>
 <p>Taia · Plastic shell 5 spoke aluminum swivel base on casters Gas lift H.83-74cm / W.68cm / D.66cm</p>	 <p>Taia · Plain upholstered shell 5 spoke aluminum swivel base on casters Gas lift H.83-74cm / W.68cm / D.66cm</p>	 <p>Taia · Soft upholstered shell 5 spoke aluminum swivel base on casters Gas lift H.83-74cm / W.68cm / D.66cm</p>	 <p>Taia · Plastic shell 5 spoke steel swivel base on casters H.78cm / W.60cm / D.62cm</p>	 <p>Taia · Plain upholstered shell 5 spoke steel swivel base on casters H.79cm / W.61cm / D.62cm</p>
 <p>Taia · Soft upholstered shell 5 spoke steel swivel base on casters H.79cm / W.61cm / D.62cm</p>	 <p>Taia · Plastic shell 4 leg frame on casters H.79cm / W.60cm / D.56cm</p>	 <p>Taia · Plain upholstered shell 4 leg frame on casters H.80cm / W.61cm / D.56cm</p>	 <p>Taia · Soft upholstered shell 4 leg frame on casters H.80cm / W.61cm / D.56cm</p>	 <p>Unnia · Chair 5 spoke aluminum swivel base on casters Gas lift H.91-79cm / W.66cm / D.69cm</p>
 <p>Unnia · Armchair 5 spoke aluminum swivel base on casters Gas lift H.91-79cm / W.66cm / D.69cm</p>	 <p>Unnia · Chair 5 spoke steel swivel base on casters H.80,5cm / W.60cm / D.64cm</p>	 <p>Unnia · Armchair 5 spoke steel swivel base on casters H.80,5cm / W.60cm / D.64cm</p>	 <p>Unnia tapiz · Chair 5 spoke aluminum swivel base on casters Gas lift H.85,5-75,5cm / W.66cm / D.69cm</p>	 <p>Unnia tapiz · Armchair 5 spoke aluminum swivel base on casters Gas lift H.85,5-75,5cm / W.66cm / D.66cm</p>

 <p>Unnia tapiz · Armchair with upholstered arms 5 spoke aluminum swivel base on casters Gas lift H.85,5-75,5cm / W.66cm / D.69cm</p>	 <p>Unnia tapiz · Chair 5 spoke steel swivel base on casters H.81,5cm / W.60cm / D.64cm</p>	 <p>Unnia tapiz · Armchair 5 spoke steel swivel base on casters H.81,5cm / W.66cm / D.66cm</p>	 <p>Unnia tapiz · Armchair with upholstered arms 5 spoke steel swivel base on casters H.81,5cm / W.60cm / D.64cm</p>	 <p>Varya · Chair 5 spoke aluminum swivel base on casters Gas lift H.80,5cm / W.51,5cm / D.51,5cm</p>
 <p>Varya · Armchair 5 spoke aluminum swivel base on casters Gas lift H.80,5cm / W.51,5cm / D.51,5cm</p>	 <p>Varya · Chair 4 spoke aluminum swivel base on casters H.80,5cm / W.51,5cm / D.51,5cm</p>	 <p>Varya · Armchair 4 spoke aluminum swivel base on casters H.80,5cm / W.51,5cm / D.51,5cm</p>	 <p>Varya · Chair 4 leg frame on casters H.81cm / W.49cm / D.52cm</p>	 <p>Varya · Chair 4 leg frame on casters + basket H.81cm / W.49cm / D.52cm</p>
 <p>Varya tapiz · Chair 5 spoke aluminum swivel base on casters Gas lift H.87,5-76,5cm / W.65cm / D.65cm</p>	 <p>Varya tapiz · Armchair 5 spoke aluminum swivel base on casters Gas lift H.87,5-76,5cm / W.65cm / D.65cm</p>	 <p>Varya tapiz · Chair 4 spoke aluminum swivel base on casters H.80,5cm / W.51,5cm / D.51,5cm</p>	 <p>Varya tapiz · Armchair 4 spoke aluminum swivel base on casters H.80,5cm / W.57cm / D.51,5cm</p>	 <p>Varya tapiz · Chair 4 leg frame on casters H.81cm / W.49cm / D.52cm</p>
 <p>Varya tapiz · Chair 4 leg frame on casters + basket H.81cm / W.49cm / D.52cm</p>	 <p>Varya wood · Chair 5 spoke aluminum swivel base on casters Gas lift H.89-77cm / W.65cm / D.65cm</p>	 <p>Varya wood · Armchair 5 spoke aluminum swivel base on casters Gas lift H.89-77cm / W.65cm / D.65cm</p>	 <p>Varya wood · Chair 4 spoke aluminum swivel base on casters H.82,5cm / W.51,5cm / D.51,5cm</p>	 <p>Varya wood · Armchair 4 spoke aluminum swivel base on casters H.82,5cm / W.57cm / D.51,5cm</p>

Click on the images to navigate

A7 · Task chairs

● GREENGUARD CERTIFIED

 <p>Varya xl · Plastic shell chair 5 spoke aluminum swivel base on casters Gas lift H.87-75cm / W.61,5cm / D.64cm</p>	 <p>Varya xl · Upholstered shell chair 5 spoke aluminum swivel base on casters Gas lift H.87-75cm / W.61,5cm / D.64cm</p>	 <p>Varya xl · Plastic shell armchair 5 spoke aluminum swivel base on casters Gas lift H.87-75cm / W.67,5cm / D.64cm</p>	 <p>Varya xl · Upholstered shell armchair 5 spoke aluminum swivel base on casters Gas lift H.87-75cm / W.67,5cm / D.64cm</p>	 <p>Varya xl · Plastic shell 4 leg frame on casters + basket H.83cm / W.52cm / D.53cm</p>
 <p>Varya xl · Upholstered shell 4 leg frame on casters + basket H.83,5cm / W.62cm / D.53cm</p>				





Technical guides

B.

In this section you will find technical information about each of our collections sorted alphabetically.



ALTEA _____ 46



ANN _____ 50



ARC _____ 54



ARUM _____ 58



ARYN _____ 62



ESCALAS _____ 108



ESITT _____ 114



ESSENS _____ 120



ESSENS OCC. _____ 126



FLAT _____ 130



ARYN MAX _____ 66



ARYN WOOD _____ 70



BINAR 60 _____ 74



BINAR EXECUTIVE _____ 78



DIVIDERS & SCREENS _____ 82



ITEK PRO _____ 134



KORI _____ 140



LAMINAR _____ 144



LAN _____ 150



LAPSE _____ 154



DUNAS LOUNGE _____ 88



DUNAS XL _____ 92



DUNAS XS _____ 96



ELIX _____ 100



ENTROPY _____ 104



LEA _____ 158



LEX _____ 162



LIN TAPIZ _____ 166



LIN WOOD _____ 172



MALIBU _____ 178



MARCUS 182



NIM 186



NUC 190



NUME 194



PAU 198



UNNIA TAPIZ 252



VARYA 256



VARYA TAPIZ 262



VARYA WOOD 268



VARYA XL 274



PLANIA BENCH 204



PLANIA TABLE 210



REVER 216



STIKS 220



SUI 224



WABAO 280



WUDI 284



XAIL 288



SUN 230



TAIA 234



TAO 238



TETRIS 242



UNNIA 248

Altea

Designed by
Jorge Pensi

EN • Designed by renowned designer Jorge Pensi, the ALTEA seating collection arises from the search for a family of seats that can have a broad spectrum of uses in both professional and domestic environments. This iconic family, originates from the combination of comfortable seat bodies, available in three heights, with diverse bases of different functionality.

ES • Diseñada por el reconocido diseñador Jorge Pensi, la colección de asientos ALTEA nace de la búsqueda de una familia de asientos que puede tener un amplio espectro de usos tanto en entornos profesionales como domésticos. Esta familia se origina a partir de la combinación de cómodos cuerpos de asientos, disponibles en tres alturas, con diversas bases de diferentes funcionalidad.









FR • Conçue par le célèbre designer Jorge Pensi, la collection de sièges ALTEA est née de la recherche d'une famille de sièges pouvant avoir un large éventail d'utilisations dans les environnements professionnels et domestiques. Cette famille emblématique provient de la combinaison de sièges confortables, disponibles en trois hauteurs, avec différentes bases de fonctionnalités différentes.



Altea

● GREENGUARD CERTIFIED

OVERVIEW

 <p>Low back Sled frame H.82cm / W.63,5cm / D.60cm</p>	 <p>Low back 4 leg frame H.81cm / W.64cm / D.59cm</p>	 <p>Low back 4 wooden legs H.82,5cm / W.64cm / D.60cm</p>	 <p>Low back Cantilever base H.79cm / W.62cm / D.61cm</p>	 <p>Low back 4 spoke steel swivel base H.80cm / W.61cm / D.59cm</p>
 <p>Low back 5 spoke aluminum swivel base on casters Gas lift + tilt mechanism H.85-78cm / W.70cm / D.70cm</p>	 <p>High back 5 spoke aluminum swivel base on casters Gas lift + tilt mechanism H.121-114cm / W.70cm / D.70cm</p>	 <p>XL high back 5 spoke aluminum swivel base on casters Gas lift + tilt mechanism H.137-130cm / W.70cm / D.70cm</p>		

FINISHES

UPHOLSTERY	Available in all the upholstery materials indicated in the finishes book.	Page 294
METAL FRAMES	In chrome or micro-textured powder coated in colours M1 and M2 from the metallic swatch card. The die cast aluminum swivel bases are available in polished finishing.	Page 324
WOODEN LEGS	Produced in solid oak and available in any of the oak finishes from the wood swatch card.	Page 326



Ann

Designed by
Studio Inclass

EN • ANN is an extensive collection of versatile chairs, stools and benches with a neutral timeless design that is both amiable and welcoming through the use of natural wood and upholstery. Different chairs, armchairs, stools and benches are generated by combining sleek wooden seats with a range of bases. The seat mono-shells are available in beech, oak and walnut veneer, lacquered in colours or fully upholstered.

ES • ANN es una extensa colección de sillas, taburetes y bancos versátiles con un diseño puro y atemporal que se hace amable y acogedor mediante el uso de madera natural y la tapicería. Diferentes sillas, sillones, taburetes y bancos se generan combinando elegantes asientos de madera curvada con una gama de bases de distinta funcionalidad. Los asientos están disponibles en chapa de haya, roble y nogal, lacados en colores o totalmente tapizados.









FR • ANN est une collection étendue de chaises, tabourets et bancs, au design neutre intemporel, créant des atmosphères chaleureuses et accueillantes du fait de l'utilisation du bois et la tapisserie. Une gamme de différentes monocoques en bois courbé, se combinant avec différents modèles de piètements, incarne l'essence de cette collection. L'assise monocoque est disponible en placage de bois de hêtre, chêne et noyer, laquée en couleurs ou entièrement tapissée.





Ann

● STACKABLE ● GREENGUARD CERTIFIED



OVERVIEW

 <p>4 leg frame H.82cm / W.54cm / D.53cm</p>	 <p>4 leg frame + writing tablet H.82cm / W.54cm / D.53cm</p>	 <p>Sled frame H.82cm / W.57cm / D.53cm</p>	 <p>Sled frame + writing tablet H.82cm / W.57cm / D.53cm</p>	 <p>4 leg with arms H.82cm / W.54cm / D.53cm</p>
 <p>Sled frame stool High H.100cm / W.57cm / D.45cm</p>	 <p>Sled frame stool Medium H.90cm / W.55cm / D.44cm</p>	 <p>Bench 2-5 seater H.81cm / W.104cm, 161cm, 216cm, 275cm / D.51cm</p>		

ACCESSORIES

 <p>Linking clips</p>	 <p>Trolley</p>
--	--

UPHOLSTERY OPTIONS

 <p>Upholstered seat</p>	 <p>Fully upholstered shell</p>
---	--

FINISHES

UPHOLSTERY	Available in all the upholstery materials indicated in the finishes book.	Page 294
METAL FRAMES	In chrome or micro-textured powder coated in colours M1 and M2 from the metallic swatch card.	Page 324
WOODEN SHELLS	Available in beech, oak and walnut veneer in any of the finishes or lacquered in colours W1 and W2 from the wood swatch card.	Page 326



Arc

Designed by
Yonoh

EN • Designed by Yonoh studio, ARC is a multipurpose chairs and tables collection characterized by a timeless elegant design of fluid and enveloping lines. The original shape of the backrest simulates an arc that embraces the body to provide haven and comfort. The collection includes chairs with two types of frame, sled base or four leg. The versatile tables complete the collection and share common aesthetic features with the chairs.

ES • Diseñada por el estudio Yonoh, ARC es una colección de sillas y mesas de usos múltiples que se caracteriza por un diseño elegante y atemporal de líneas fluidas y envolventes. La forma original del respaldo simula un arco que abraza el cuerpo para proporcionar refugio y confort. La colección incluye sillas con dos tipos de estructura, patín o cuatro patas. Las versátiles mesas comparten características estéticas comunes con las sillas y completan la colección.

FR • Conçue par Yonoh Studio, ARC est une collection de chaises et tables multifonctionnelles, aux lignes sinueuses et au design intemporel élégant. La forme originale du dossier simule un arc qui enveloppe le corps, suscitant le confort. La collection inclut des chaises disponibles avec deux modèles de structures, piètement traineau ou quatre pieds en tubes d'acier. Les tables complètent la collection et leurs caractéristiques esthétiques s'harmonisent avec les chaises.



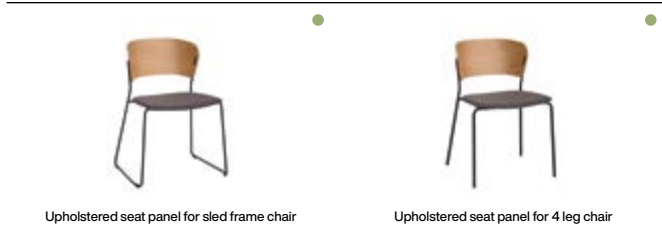
Arc

● STACKABLE ● GREENGUARD CERTIFIED


OVERVIEW



UPHOLSTERY OPTIONS



ACCESSORIES



FINISHES

UPHOLSTERY	Available in all the upholstery materials indicated in the finishes book.	Page 294
STEEL FRAMES	In chrome or micro-textured powder coated in colours M1 and M2 from the metallic swatch card.	Page 324
TABLETOPS	Available in oak veneer, walnut veneer, solid HPL, solid HPL STONES, solid FENIX® and lacquered MDF in colours W1 and W2 from our tabletops swatch card.	Page 336
WOODEN SEATS & BACKRESTS	Available in beech, oak and walnut veneer in any of the finishes or lacquered in colours W1 and W2 from the wood swatch card.	Page 326



Arum

Designed by
Cristian Gori

EN • ARUM is an iconic armchair designed for a transversal use in a wide diversity of contexts. A unique armchair that stands out by its elegant curves, lightness and welcoming comfort. The embracing backrest is pleasant to the touch, flowing and ergonomic while the seat has a smooth shape as a river stone. The structure is made of steel and the seat and backrest are made of polypropylene. ARUM armchairs are available in a wide selection of colours that allow broad customization possibilities and facilitate its integration in diverse environments and spaces.

ES • ARUM es un sillón icónico diseñado para uso transversal en una amplia diversidad de contextos. Un sillón único que destaca por sus elegantes curvas, ligereza y confort. El respaldo envolvente es agradable al tacto, fluido y ergonómico, mientras que el asiento tiene formas suaves como una piedra de río. La estructura es de acero y el asiento y el respaldo son de polipropileno. Los sillones ARUM están disponibles en una amplia selección de colores que permiten amplias posibilidades de personalización y facilitan su integración en diversos entornos y espacios.

FR • ARUM est un fauteuil emblématique conçu pour une utilisation transversale dans une grande variété de contextes. Un fauteuil unique qui se distingue par ses courbes élégantes, sa légèreté et son confort. Le dossier enveloppant est agréable au toucher, fluide et ergonomique, tandis que le siège a des formes lisses comme une pierre de rivière. La structure est en acier et l'assise et le dossier sont en polypropylène. Les fauteuils ARUM sont disponibles dans une large sélection de couleurs qui permettent de nombreuses possibilités de personnalisation et facilitent leur intégration dans divers environnements et espaces.



Arum

● STACKABLE ● GREENGUARD CERTIFIED

OVERVIEW



Armchair
H.76,5cm / W.59cm / D.50cm



Armchair with upholstered seat

UPHOLSTERY OPTIONS



Removable upholstered seat cushion

FINISHES

UPHOLSTERY Available in all the upholstery materials indicated in the finishes book. Page 294

STEEL FRAMES In micro-textured powder coated in colours M1 and M2 from the metallic swatch card. Page 324

PLASTIC Available in colours PP1 from the polypropylene swatch card. Page 330



Aryn

Designed by
Jonathan Prestwich

EN • Designed by Jonathan Prestwich, ARYN is a collection of versatile chairs that easily crosses the boundaries between the different domestic and professional environments. A truly transversal, contemporary, light and fresh design that balances form and function being at the same time fascinating from any perspective.

ES • Diseñada por Jonathan Prestwich, ARYN es una versátil colección de sillas que fácilmente cruza los límites entre los distintos espacios de uso profesional o domésticos. Un diseño realmente transversal, contemporáneo, ligero y fresco que equilibra forma y función siendo al mismo tiempo fascinante desde cualquier perspectiva.

FR • Conçue par Jonathan Prestwich, ARYN est une collection de chaises polyvalentes qui franchit facilement les frontières entre les espaces domestiques et les espaces professionnels. Un design transversal, contemporain, gracieux et frais qui équilibre la forme et la fonctionnalité tout en fascinant de toutes les perspectives.



Aryn

● STACKABLE ● GREENGUARD CERTIFIED

OVERVIEW



4 leg frame
H.77cm / W.52cm / D.53cm



Sled frame
H.77cm / W.51cm / D.51cm



Upholstered seat

UPHOLSTERY OPTIONS

FINISHES

UPHOLSTERY	Available in all the upholstery materials indicated in the finishes book.	Page 294
STEEL FRAMES	In chrome or micro-textured powder coated in colours M1 and M2 from the metallic swatch card.	Page 324
PLASTIC	Available in colours PP1 from the polypropylene swatch card.	Page 330



Aryn

Max

Designed by
Jonathan Prestwich

EN • ARYN MAX is a collection of versatile chairs that stands out for its light, essential and functional design. The collection expands the possibilities of the ARYN family, now with chairs that have a larger backrest. Its essential, pure and timeless design has been developed to inhabit different spaces in offices, schools, universities, hotels, restaurants and private residences. ARYN MAX chairs are available with a four-leg or sled base frame.

ES • ARYN MAX es una colección de sillas versátiles que destaca por su diseño ligero, esencial y funcional. La colección amplía las posibilidades de la familia ARYN, ahora con sillas que tienen un respaldo de mayor formato. Su diseño esencial, puro y atemporal ha sido desarrollado para poder habitar diferentes espacios en oficinas, escuelas, universidades, hoteles, restaurantes y residencias privadas. Las sillas ARYN MAX están disponibles con estructura de cuatro patas o de trineo.

FR • ARYN MAX est une collection de chaises polyvalentes qui se distingue par son design léger, essentiel et fonctionnel. La collection élargit les possibilités de la famille ARYN avec des chaises qui ont un dossier de plus grand format. Son design pur, essentiel et intemporel a été pensé pour habiter différents espaces dans les bureaux, les écoles, les universités, les hôtels, les restaurants et les résidences privées. Les chaises ARYN MAX sont disponibles avec un piètement à quatre pieds ou un traîneau.





Aryn Max

● STACKABLE ● GREENGUARD CERTIFIED



OVERVIEW

 <p>4 leg frame H78cm / W52cm / D53cm</p>	 <p>Sled frame H78cm / W51cm / D51cm</p>	 <p>4 leg frame stool High H107,5cm / W57cm / D56cm</p>	 <p>4 leg frame stool Medium H97,5cm / W54cm / D54,5cm</p>
---	--	---	--

UPHOLSTERY OPTIONS

 <p>Upholstered seat</p>	 <p>Fully upholstered</p>
---	--

ACCESSORIES

 <p>Linking clips</p>	 <p>Trolley</p>
--	--

FINISHES

UPHOLSTERY	Available in all the upholstery materials indicated in the finishes book.	Page 294
STEEL FRAMES	In chrome or micro-textured powder coated in colours M1 and M2 from the metallic swatch card.	Page 324
PLASTIC	Available in colours PP1 from the polypropylene swatch card.	Page 330



Aryn

Wood

Designed by
Jonathan Prestwich

EN • Designed by Jonathan Prestwich, the wooden and upholstered versions, complete the versatile ARYN family. The ARYN WOOD chairs are available with a four leg or sled base frames, both of them stackable. The warmth of the wood and fabrics, together with a light, refined and transversal design, allow the total adaptation of these chairs to any context or environment, from casual spaces to the most elegant environments.

ES • Diseñada por Jonathan Prestwich, las versiones tapizadas y de madera suman versatilidad a la elegante familia ARYN. Las sillas ARYN WOOD están disponibles con base de cuatro patas o de trineo, ambas apilables. La calidez de la madera y los tejidos, junto con un diseño puro, ligero y transversal, permiten una total adaptación a los contextos y ambientes más diversos, desde espacios casuales hasta los entornos más elegantes.

FR • Conçues par Jonathan Prestwich, les versions de chaises en bois et tapissées complètent la famille polyvalente ARYN. Les chaises ARYN WOOD & TAPIZ sont disponibles avec des structures de piètements empilables, à quatre pieds et traineau. L'aspect chaleureux du bois et des tissus, ainsi que le design gracieux et raffiné permettent l'adaptation totale de ces chaises à tout contexte, allant des espaces communs aux environnements les plus élégants.



Aryn Wood

● STACKABLE ● GREENGUARD CERTIFIED



OVERVIEW

 <p>4 leg frame H.77cm / W.52cm / D.53cm</p>	 <p>Sled frame H.77cm / W.51cm / D.51cm</p>	 <p>4 leg frame (fully upholstered) H.78cm / W.52cm / D.53cm</p>	 <p>Sled frame (fully upholstered) H.78cm / W.51cm / D.51cm</p>
--	---	--	---

UPHOLSTERY OPTIONS

 <p>Upholstered seat</p>

ACCESSORIES

 <p>Linking clips</p>	 <p>Trolley</p>
--	--

FINISHES

<p>UPHOLSTERY</p>	<p>Available in all the upholstery materials indicated in the finishes book.</p>	<p>Page 294</p>
<p>STEEL FRAMES</p>	<p>In chrome or micro-textured powder coated in colours M1 and M2 from the metallic swatch card.</p>	<p>Page 324</p>
<p>WOODEN SEATS & BACKRESTS</p>	<p>Available in any of the oak and walnut finishes from the wood swatch card.</p>	<p>Page 326</p>



Binar

60

BINAR 60

Designed by
Studio Inclass

EN • Refined design, versatility and comfort are the hallmarks of BINAR 60. A complete family of armchairs designed to be easily integrated into diverse contexts and spaces while keeping a common aesthetic. The armchairs are available with two backrest sizes and can be equipped with a wide range of bases with different functionalities. The collection also offers numerous customization possibilities to adapt to the requirements and style of each project.

ES • El diseño cuidado, la versatilidad de uso y el confort son las señas de identidad de BINAR 60. Una completa familia de sillones diseñada para integrarse con facilidad en contextos y espacios diversos manteniendo una estética común. Los sillones están disponibles con dos tamaños de respaldo y pueden equipar una amplia gama de bases con diferentes funcionalidades. La colección ofrece, además, numerosas posibilidades de personalización para adaptarse a las necesidades y estilo de cada proyecto.

FR • Design raffiné, polyvalence et confort sont les maîtres mots de BINAR 60. Une famille complète de fauteuils conçus pour s'intégrer facilement dans divers contextes et espaces tout en gardant une esthétique commune. Les fauteuils sont disponibles en deux tailles de dossier et peuvent être équipés d'une large gamme de piètements avec différentes fonctionnalités. La collection offre également de nombreuses possibilités de personnalisation pour s'adapter aux besoins et au style de chaque projet.



Binar 60

● GREENGUARD CERTIFIED

OVERVIEW

 Low back 4 steel leg frame H.74cm / W.62cm / D.55cm	 Medium back 4 steel leg frame H.82cm / W.62cm / D.57cm	 Low back 4 wooden legs H.74cm / W.62cm / D.55cm	 Medium back 4 wooden legs H.82cm / W.62cm / D.57cm	 Low back Sled frame H.75cm / W.62cm / D.55cm	 Medium back Sled frame H.83cm / W.62cm / D.57cm
 Low back Cantilever base H.75cm / W.62cm / D.55cm	 Medium back Cantilever base H.83cm / W.62cm / D.57cm	 Low back 4 spoke steel swivel base H.74cm / W.62cm / D.55cm	 Medium back 4 spoke steel swivel base H.82cm / W.62cm / D.57cm	 Low back 4 spoke wooden swivel base H.74cm / W.62cm / D.55cm	 Medium back 4 spoke wooden swivel base H.82cm / W.62cm / D.57cm
 Low back 4 spoke aluminum swivel base H.74cm / W.62cm / D.55cm	 Medium back 4 spoke aluminum swivel base H.81cm / W.62cm / D.57cm	 Low back 5 spoke aluminum swivel base + casters Gas lift + tilt mechanism H.82-70cm / W.64cm / D.63cm	 Medium back 5 spoke aluminum swivel base + casters Gas lift + tilt mechanism H.90-78cm / W.64cm / D.64cm	BACKREST HEIGHTS	
					
MOVEMENT OPTIONS				FINISHES	
		UPHOLSTERY Available in all the upholstery materials indicated in the finishes book. Page 294			
Swivel with gas lift. Swivel base on casters. Seat height adjustment with gas lift.		METAL FRAMES In chrome or micro-textured powder coated in colours M1 and M2 from the metallic swatch card. The die cast aluminum swivel bases are available in polished finishing or micro-textured powder coated paint in black or white. Page 324			
Tilt mechanism. Swivel base on casters. Seat height adjustment with gas lift. Tilt activation or locking in work position.		WOODEN LEGS Produced in solid oak and available in any of the oak finishes from the wood swatch card. Page 326			



Binar

Executive

Designed by
Studio Inclass

EN • Designed to inhabit executive and meeting spaces, BINAR EXECUTIVE armchairs combine elegance, timeless modernity, and ergonomics. The collection stands out for its excellent comfort, enveloping shapes, and exclusive upholstery. The armchairs are available with two backrest heights and can be upholstered in all the leathers and selected fabrics from the INCLASS collection.

ES • Diseñados para habitar espacios ejecutivos y de reunión, los sillones BINAR EXECUTIVE combinan elegancia, modernidad atemporal y ergonomía. La colección destaca por su gran confort, formas envolventes y tapizados exclusivos. Los sillones están disponibles con dos alturas de respaldo y se pueden tapizar con todas las pieles y tejidos seleccionados de la colección INCLASS.

FR • Conçus pour habiter les bureaux de direction et les espaces de réunion, les fauteuils BINAR EXECUTIVE allient harmonieusement élégance, modernité intemporelle et ergonomie. La collection se distingue par son grand confort, ses formes enveloppantes et son rembourrage exclusif. Les fauteuils sont disponibles en deux hauteurs de dossier et peuvent être tapissés dans tous les cuirs et tissus sélectionnés de la collection INCLASS.



Binar Executive

● GREENGUARD CERTIFIED


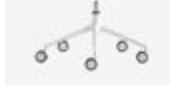

OVERVIEW

 <p>Medium back Swivel aluminum base on glides Optionally with self-return swivel column H.112,5cm / W.64cm / D.55cm</p>	 <p>High back Swivel aluminum base on glides Optionally with self-return swivel column H.127,5cm / W.64cm / D.55cm</p>	 <p>Medium back Swivel aluminum base on casters H.122,5-110,5cm / W.64cm / D.64cm</p>	 <p>High back Swivel aluminum base on casters H.137,5-125,5cm / W.64cm / D.64cm</p>
--	--	---	---

MOVEMENT OPTIONS

 <p>Swivel with gas lift. Swivel base on casters. Seat height adjustment with gas lift.</p>	 <p>Tilt mechanism. Swivel base on casters. Seat height adjustment with gas lift. Tilt activation or locking in work position.</p>	 <p>Synchronized mechanism. Swivel base on casters. Seat height adjustment with gas lift. Synchronized tilt movement of the seat and back. Five locking positions. Tension adjustment to user weight.</p>
--	---	--

BASE OPTIONS

 <p>Black</p>	 <p>White</p>	 <p>Polished</p>
---	--	---

CASTERS & GLIDES

 <p>Soft tread</p>	 <p>Hard tread</p>	 <p>Fix glides</p>
---	--	---

FINISHES

UPHOLSTERY	Available in all the upholstery materials indicated in the finishes book.	Page 294
BASES	Available in polished finishing or micro-textured powder coated paint in black or white.	Page 324



Dividers / Screens

Designed by
Studio Inclass

EN • DESK DIVIDERS & SCREENS are a group of accessories designed to improve privacy and acoustic comfort, facilitating work and concentration in collaborative environments. The desk dividers and screens, are available in various sizes and can be customized with a wide variety of fabric options to give a personal identity to your space or project.

ES • DESK DIVIDERS & SCREENS son un conjunto de accesorios diseñados para mejorar la privacidad y el confort acústico facilitando el trabajo y la concentración en ambientes colaborativos. Los divisorios y pantallas de mesa están disponibles en varios tamaños y se puede personalizar con una amplia variedad de tejidos para dar una identidad personal a su espacio o proyecto.

FR • DESK DIVIDERS & SCREENS sont un groupe d'accessoires conçus pour améliorer l'intimité et le confort acoustique, facilitant le travail et la concentration dans des environnements collaboratifs. Les cloisons et écrans de bureau sont disponibles en différentes tailles et peuvent être personnalisés avec une grande variété d'options de tissu pour donner une identité personnelle à votre espace ou projet.



Dividers / Screen



OVERVIEW

FREESTANDING DESK DIVIDERS



Freestanding desk dividers
(H.50cm & H.40 cm)

DIMENSIONS

40x55cm	50x55cm
40x65cm	50x65cm
40x85cm	50x85cm
40x95cm	50x95cm
40x115cm	50x115cm
40x135cm	50x135cm
40x155cm	50x155cm

FOLDABLE DESK DIVIDERS



Desk divider with 3 foldable panels

DIMENSIONS

40 + 80 + 40 (H.40cm)
40 + 100 + 40 (H.40cm)
40 + 120 + 40 (H.40cm)

ACCESSORIES



Document holder

Metal board with shelf
(30cm wide)

Mobile phone holder


Pencil holder

Set of 2 hooks

Monitor holder (only suitable for fix desk screens)

OVERVIEW

FIX DESK SCREENS



DIMENSIONS

60x70cm
60x80cm
60x90cm
60x100cm
60x120cm
60x140cm
60x160cm
60x180cm
60x200cm

3 SIDED DESK SCREENS



DIMENSIONS

60 + 140 + 60cm
60 + 160 + 60cm
60 + 160 + 60cm

FINISHES

BASE PLATE	Micro-textured powder coated in colours M1 and M2 from the metallic swatch card.	Page 324
UPHOLSTERY	Available in all the upholstery materials indicated in the finishes book.	Page 294

Dunas

Lounge

Designed by
Christophe Pillet

EN • The new DUNAS LOUNGE collection extends the possibilities of the renowned DUNAS family. An exclusive collection of refined and elegant lounge armchairs, designed to bring style and comfort into corporate, hospitality, or residential environments. The collection comprises armchairs with high or medium backrest and a matching ottoman. Both the armchairs and ottoman can be customized with a wide variety of upholstery fabrics and leathers.

ES • La nueva colección DUNAS LOUNGE amplía las posibilidades de la familia DUNAS XL. Una exclusiva colección de elegantes sillones lounge, diseñados para aportar confort y estilo en modernos espacios corporativos, hoteleros o residenciales. La colección consta de sillones con respaldo alto o medio y un ottoman a juego. Tanto los sillones como el ottoman se pueden personalizar con una amplia variedad de tejidos y pieles de tapicería.

FR • La nouvelle collection DUNAS LOUNGE élargit les possibilités de la famille DUNAS XL. Une collection exclusive de fauteuils lounges élégants, conçus pour offrir confort et style dans les espaces modernes d'entreprise, d'hôtel ou résidentiels. La collection se compose de fauteuils à dossier haut ou moyen et d'un pouf assorti. Les fauteuils et le pouf peuvent être personnalisés avec une grande variété de tissus et de cuir d'ameublement.



Dunas Lounge

● GREENGUARD CERTIFIED

OVERVIEW

 <p>High back 4 spoke aluminum swivel base H.118,5cm / W.78,5cm / D.78cm</p>	 <p>Medium back 4 spoke aluminum swivel base H.93,5cm / W.78,5cm / D.78cm</p>	 <p>Ottoman 4 spoke aluminum base H.41cm / W.69cm / D.63cm</p>	 <p>Side table H.32cm / W.70cm / D.70cm</p>
--	---	--	---

FINISHES

UPHOLSTERY	Available in all the upholstery materials indicated in the finishes book.	Page 294
ALUMINUM BASE	The die cast aluminum swivel bases are available in polished finishing or micro-textured powder coated paint in colours M1 and M2 from the metallic swatch card.	Page 324
TABLETOPS	Available in oak veneer in any of the finishes or lacquered in colours W1 and W2 from the wood swatch card.	Page 336



Dunas

XL

Designed by
Christophe Pillet

EN • Designed by Christophe Pillet, the DUNAS XL collection represents the essence of lounge seating. The elegant seating bodies are available in two heights, and can be combined with different swivel or fixed bases available in metal or wood. Its enveloping and fluid shapes, together with a sophisticated design of pure and elegant lines, are an invitation to take a seat, relax and unwind.

ES • Diseñada por Christophe Pillet, la colección DUNAS XL representa la esencia de los asientos para zonas lounge. Los elegantes cuerpos de asientos están disponibles en dos alturas y pueden ser combinados con diferentes bases giratorias o fijas disponibles en metal o madera. Sus formas envolventes y fluidas, junto con un sofisticado diseño de líneas puras y elegantes, son una invitación a tomar asiento, relajarse y descansar.











FR • Conçue par Christophe Pillet, la collection DUNAS XL représente l'essence du salon. Les élégants corps d'assise sont disponibles en deux hauteurs et peuvent être combinés avec différentes bases pivotantes ou fixes disponibles en métal ou en bois. Ses formes enveloppantes et fluides, associées à un design sophistiqué de lignes pures et élégantes, sont une invitation à prendre place, à se détendre et à se reposer.



Dunas XL

● GREENGUARD CERTIFIED

OVERVIEW

 <p>High back 4 spoke wooden swivel base H.105cm / W.83cm / D.73cm</p>	 <p>Low back 4 spoke wooden swivel base H.77cm / W.83cm / D.74cm</p>	 <p>Low back 4 wooden legs H.77cm / W.82cm / D.74cm</p>	 <p>Low table H.42cm / W.70cm / D.70cm</p>												
 <p>High back Rod frame H.105cm / W.82cm / D.73cm</p>	 <p>Low back Rod frame H.77cm / W.82cm / D.74cm</p>	 <p>High back High 4 spoke aluminum swivel base H.105cm / W.82cm / D.73cm</p>	 <p>Low back High 4 spoke aluminum swivel base H.77cm / W.82cm / D.74cm</p>												
 <p>High back Flat 4 spoke aluminum base H.105cm / W.82cm / D.73cm</p>	 <p>Low back Flat 4 spoke aluminum base H.77cm / W.82cm / D.74cm</p>	<p>FINISHES</p> <table border="1"> <tbody> <tr> <td data-bbox="734 931 886 991">UPHOLSTERY</td> <td data-bbox="886 931 1279 991">Available in all the upholstery materials indicated in the finishes book.</td> <td data-bbox="1279 931 1391 991">Page 294</td> </tr> <tr> <td data-bbox="734 991 886 1112">METAL FRAMES</td> <td data-bbox="886 991 1279 1112">In chrome or micro-textured powder coated in colours M1 and M2 from the metallic swatch card. The die cast aluminum swivel bases are available in polished finishing or micro-textured powder coated paint in black or white.</td> <td data-bbox="1279 991 1391 1112">Page 324</td> </tr> <tr> <td data-bbox="734 1112 886 1173">WOODEN LEGS</td> <td data-bbox="886 1112 1279 1173">Produced in solid oak and available in any of the oak finishes from the wood swatch card.</td> <td data-bbox="1279 1112 1391 1173">Page 326</td> </tr> <tr> <td data-bbox="734 1173 886 1233">TABLETOPS</td> <td data-bbox="886 1173 1279 1233">Available in oak veneer in any of the finishes or lacquered in colours W1 and W2 from the wood swatch card.</td> <td data-bbox="1279 1173 1391 1233">Page 336</td> </tr> </tbody> </table>		UPHOLSTERY	Available in all the upholstery materials indicated in the finishes book.	Page 294	METAL FRAMES	In chrome or micro-textured powder coated in colours M1 and M2 from the metallic swatch card. The die cast aluminum swivel bases are available in polished finishing or micro-textured powder coated paint in black or white.	Page 324	WOODEN LEGS	Produced in solid oak and available in any of the oak finishes from the wood swatch card.	Page 326	TABLETOPS	Available in oak veneer in any of the finishes or lacquered in colours W1 and W2 from the wood swatch card.	Page 336
UPHOLSTERY	Available in all the upholstery materials indicated in the finishes book.	Page 294													
METAL FRAMES	In chrome or micro-textured powder coated in colours M1 and M2 from the metallic swatch card. The die cast aluminum swivel bases are available in polished finishing or micro-textured powder coated paint in black or white.	Page 324													
WOODEN LEGS	Produced in solid oak and available in any of the oak finishes from the wood swatch card.	Page 326													
TABLETOPS	Available in oak veneer in any of the finishes or lacquered in colours W1 and W2 from the wood swatch card.	Page 336													



Dunas

XS

Designed by
Christophe Pillet

EN • DUNAS XS seating collection arises from the pursuit of a transversal and iconic design that can inhabit the most diverse spaces and environments. The family is generated by combining comfortable seats, available with and without arms, with a wide variety of bases of different functionality. The wide range of finishes and bases available offers great possibilities for use in all types of contexts and spaces.

ES • La colección de asientos DUNAS XS surge de la búsqueda de un diseño icónico y transversal que pueda habitar los espacios y ambientes más diversos. La familia se genera combinando cómodos asientos, disponibles con y sin brazos, con una amplia variedad de bases de distinta funcionalidad. La amplia gama de acabados y bases disponibles ofrece grandes posibilidades de uso en todo tipo de contextos y espacios.

FR • La collection de sièges DUNAS XS est née de la recherche d'un design iconique et transversal pouvant habiter les espaces et les environnements les plus divers. La famille est générée en combinant des sièges confortables, disponibles avec ou sans accoudoirs, avec une grande variété de piètements avec différentes fonctions. La large gamme de finitions et de piètements disponibles offre des grandes possibilités d'utilisation dans tous les types d'espaces.



Dunas XS

● GREENGUARD CERTIFIED

OVERVIEW

 4 spoke wooden swivel base H.80cm / W.55cm / D.58cm	 Rod frame H.80cm / W.55cm / D.58cm	 4 leg frame H.80cm / W.55cm / D.58cm	 Flat 4 spoke steel swivel base H.80cm / W.55cm / D.58cm
 4 spoke steel swivel base H.80cm / W.55cm / D.59cm	 5 spoke steel swivel base + casters H.80cm / W.67cm / D.71cm	 4 spoke aluminum swivel base H.82cm / W.55cm / D.58cm	 5 spoke aluminum swivel base + casters H.87-75cm / W.67cm / D.71cm
 4 leg frame stool High H.99cm / W.50cm / D.49cm	 4 leg frame stool Medium H.89cm / W.50cm / D.48cm	 Wooden swivel base stool High H.100cm / W.50cm / D.48cm	 Wooden swivel base stool Medium H.90cm / W.50cm / D.47cm

SEAT SHELLS

 Chair	 Armchair	FINISHES	
		UPHOLSTERY	Available in all the upholstery materials indicated in the finishes book. Page 294
		METAL FRAMES	In chrome or micro-textured powder coated in colours M1 and M2 from the metallic swatch card. The die cast aluminum swivel bases are available in polished finishing or micro-textured powder coated paint in black or white. Page 324
		WOODEN LEGS	Produced in solid oak and available in any of the oak finishes from the wood swatch card. Page 326



Elix

Designed by
Studio Inclass


EN • ELIX is a collection of versatile tables that stand out by its timeless and essential design. The collection is characterized by an elegant and functional base with four aluminum spokes that allows multiple tables to be configured. The tables are available in three heights with round or square tops in different sizes and materials.

ES • ELIX es una colección de mesas versátiles que destaca por su atemporalidad y su diseño esencial. La colección se caracteriza por una elegante y funcional base de cuatro radios de aluminio que permite configurar diferentes mesas. Las mesas están disponibles en tres alturas y con encimeras redondas o cuadradas de diferentes tamaños y materiales.

FR • ELIX est une collection de tables polyvalentes qui se distingue par son intemporalité et son design essentiel. La collection se caractérise par un piètement élégant et fonctionnel à quatre branches en aluminium qui permet de configurer différentes tables. Les tables sont disponibles en trois hauteurs et avec des plateaux ronds ou carrés de différentes tailles et matériaux.



OVERVIEW

 <p>Base for table H.103cm H.103cm / W.64cm / D.Ø88cm</p>	 <p>Base for table H.73cm H.73cm / W.64cm / D.Ø88cm</p>	 <p>Base for table H.31cm H.31cm / W.64cm / D.Ø88cm</p>
---	--	---

FINISHES

BASES	Micro-textured powder coated in colours M1 and M2 from the metallic swatch card.	Page 324
TABLETOPS	Available in melamine, oak veneer, walnut veneer, solid HPL, solid HPL STONES, solid FENIX®, FENIX® laminated and lacquered MDF in colours W1 and W2 from our tabletops swatch card.	Page 336




Entropy

Designed by
Christophe Pillet

EN • Designed by Christophe Pillet, ENTROPY is a modular sofa system that works as a play of geometries that allow for countless compositions to be formed and a total adaptation to the most diverse spaces. The collection offers a wide range of modular seats in different sizes and shapes that can be freely combined with different backrests, arms, tables and accessories.

ES • Diseñado por Christophe Pillet, ENTROPY es un sistema modular de sofás que funciona como un juego de geometrías que permite formar infinitas composiciones y una adaptación total a los espacios más diversos. La colección ofrece una amplia gama de módulos de asiento, disponibles en diferentes tamaños y formas, que pueden ser combinadas con respaldos, brazos, mesas auxiliares y accesorios.







FR • Conçu par Christophe Pillet, ENTROPY est un système de canapés modulaire sa basant sur la mise en scène de géométries qui permettent la formation de nombreuses combinaisons et l'adaptation des espaces les plus divers. La collection offre une gamme d'assises modulaires de différentes tailles et formes, pouvant se combiner librement avec différents dossiers, accoudoirs, plateaux d'appoint et accessoires.



OVERVIEW

 Square seat bases 50x50cm / 75x75cm / 95x95cm	 Rectangular seat bases 75x95cm / 75x120cm / 95x120cm	 Seat bases with circular end 75x115cm / 95x145cm	 Circular poufs 050cm / 090cm / 0120cm	
 90° round corner seats 75x75cm / 95x95cm	 60° curved pouf 75cm H.41cm / W.130cm / D.80cm	 90° curved pouf 75cm H.41cm / W.185cm / D.90cm	 Square tables 75x75cm / 95x95cm	 Rectangular tables 75x95cm / 50x75cm / 50x95cm
 Seat + Backrest 75cm / 95cm / 120cm	 Seat + Corner backrest (right) 75x75cm / 95x95cm / 75x95cm / 75x120cm / 95x120cm	 Seat + Corner backrest (left) 75x75cm / 95x95cm / 75x95cm / 75x120cm / 95x120cm	 Arms width 20cm 75cm depth 95cm depth	 Arms width 50cm 75cm depth 95cm depth

CABLE MANAGEMENT

 Wireless induction charger	 USB charger with 2 ports	 On top schuko socket	 On top schuko socket + USB-A + USB-C	 Plastic cable grommet with cover	 Brushed aluminum grommet with cover
--	---	---	---	---	--

FINISHES

UPHOLSTERY	Available in all the upholstery materials indicated in the finishes book.	Page 294
BACKREST SUPPORT	Micro-textured powder coated in colours M1 and M2 from the metallic swatch card.	Page 324
WOODEN PARTS	Available in oak and walnut veneer in any of the finishes or lacquered in colours W1 and W2 from the wood swatch card.	Page 326



Escalas

Designed by
Studio Inclass

EN • ESCALAS is a modular collection of sofas and benches designed to inhabit modern lounge spaces and waiting environments. The collection stands out for its elegant, balanced and timeless design. The ESCALAS sofas are built combining different elements such as upholstered seats, with or without backrests, arms of different formats, privacy panels and table tops over horizontal platforms of different sizes.

ES • ESCALAS es una colección de sofás y bancos modulares diseñados para habitar modernos espacios lounge y entornos de espera. La colección destaca por su diseño elegante, equilibrado y atemporal. Los sofás ESCALAS se modulan combinando diferentes elementos como: asientos tapizados, con o sin respaldo, brazos de diferentes formatos, paneles de privacidad y mesas auxiliares, sobre plataformas horizontales de diferentes tamaños.
















FR • ESCALAS est une collection de canapés modulaires élégants, conçue pour des espaces modernes. Les canapés ESCALAS sont montés par combinaison de différents éléments tels que : des assises tapissées avec ou sans dossiers, des accoudoirs de formats différents, des panneaux de confidentialité et plateaux d'appoint, juxtaposés sur des plateformes horizontales de différentes dimensions. Le résultat en est une collection fortement personnalisable, qui se distingue par son élégance et son design contemporain intemporel. Le système permet de créer à la fois des canapés traditionnels, ainsi que des formes modulaires complexes, qui s'adaptent facilement aux espaces et projets les plus variés.










Escalas



OVERVIEW

 Seat 80cm with high backrest	 Seat 80cm with backrest	 Seat 80cm	 Seat 40cm
 Seat 80cm with corner backrest	 Seat 80cm with backrest & low arm	 Table top 80cm	 Table top 40cm
 Arm-table 40cm	 High arm 20cm	 Low arm 20cm	 Aluminum frame 80cm / 120cm / 160cm / 200cm / 240cm / 280cm / 320cm / 360cm
 Armchair 80 cm with high arms	 Armchair 80 cm with low arms	 Low table 80x80cm	

ACCESSORIES

 Wireless induction charger	 USB charger with 2 ports	 On top schuko socket	 On top schuko socket + USB-A + USB-C	 Plastic cable grommet with cover	 Brushed aluminum grommet with cover
 Power box with 2 schuko sockets					

LEGS



Metal leg



Wooden leg



Plain upholstery



Quilted upholstery



Privacy screens

UPHOLSTERY OPTIONS

PANELS

FINISHES

UPHOLSTERY	Available in all the upholstery materials indicated in the finishes book.	Page 294
ALUMINUM BASES	Micro-textured powder coated in colours M1 and M2 from the metallic swatch card.	Page 324
WOODEN BASES	Produced in solid oak and are available in any of the oak finishes from the wood swatch card.	Page 326
TABLETOPS	Available in oak or walnut veneer in any of the finishes or lacquered in colours W1 and W2 from the wood swatch card.	Page 336

Esitt

Designed by
Alegre Design

EN • ESITT is a new task chair concept with a fully upholstered backrest and hidden ergonomic elements. A collection that combines the comfort of professional chairs, the integration of all the ergonomic elements in a harmonious way, and the refined design characteristic of the brand.

ES • ESITT es un nuevo concepto de silla operativa con respaldo totalmente tapizado y elementos ergonómicos ocultos. Una colección que aúna el confort de los sillones profesionales, la integración de todos los elementos ergonómicos de forma armoniosa y el diseño depurado característico de la marca.

FR • ESITT est un nouveau concept de siège de travail avec un dossier entièrement tapissé et des éléments ergonomiques cachés. Une collection qui allie le confort des sièges professionnels, l'intégration harmonieuse de tous les éléments ergonomiques et le design raffiné caractéristique de la marque.



Seat depth adjustment

A button integrated in the seat allows the extension of the seat depth up to 8cm.



Synchro movement

The synchronized mechanism has a generous opening angle of 19 degrees and five locking positions facilitating the movement and a correct posture. The movement, together with the rest of the ergonomic adjustments integrated in the chair, guarantee a high level of comfort and a healthy way of sitting.



Seat height adjustment

A button integrated in the seat allows the adjustment of the seat height.



Seat with distinct pressure zones

The seat has distinct pressure zones to improve the user's comfort and health. The front part offers less pressure to facilitate the return of blood circulation in the legs. The same happens in the central part to avoid excessive pressure in the prostatic area.

4D adjustable arms

The arms are adjustable in height, width, depth and rotation of the armpads.



Adjustable lumbar support

Adjust the height of the backrest support by simply turning the lumbar support knob.

USER GUIDE



CERTIFICATIONS

- EN 1335-1:2020+FprA1:2022
- GREENGUARD Gold Certificate




Esitt

● GREENGUARD CERTIFIED

OVERVIEW

 <p>Swivel task chair Gas lift + synchro H.109-97cm / W.64cm / D.67cm</p>	 <p>Swivel task chair with armrests Gas lift + synchro H.109-97cm / W.64cm / D.67cm</p>	 <p>Swivel stool Gas lift H.132-109cm / W.64cm / D.67cm</p>	 <p>Swivel stool with armrests Gas lift H.132-109cm / W.64cm / D.67cm</p>
--	--	--	--

BASE FINISHES

 <p>Black polyamide</p>	 <p>White polyamide</p>	 <p>Polished aluminum</p>
--	--	---

UPHOLSTERED ARMPAD



CASTERS & GLIDES

 <p>Soft tread</p>	 <p>Hard tread</p>	 <p>Fixed glides</p>
--	--	---

FINISHES

SEATS	Available in all the upholstery materials indicated in the finishes book.	Page 294
BACKRESTS	Available in all the upholstery materials indicated in the finishes book. Optionally, the backrests can be upholstered with horizontal stitches.	Page 294
Also available in our meshes NETEX, MAXI and VELVET.		
BASES	Available in black or white polyamide or polished aluminum.	Page 324



Essens

Designed by
Jonathan Prestwich

EN • Designed by Jonathan Prestwich, the ESSENS tables combine versatility, beauty and harmonious proportions. The meeting point between two essential volumes in equilibrium generates a table base with a sculptural outline. The highly transversal ESSENS programme of tables comprises six types of 100% recyclable polyethylene table bases that allow composing tables in an endless variety of formats and sizes.

ES • Diseñadas por Jonathan Prestwich, las mesas ESSENS combinan belleza, versatilidad y proporciones armoniosas. El encuentro entre dos volúmenes esenciales en equilibrio genera una mesa de silueta escultórica. El programa de mesas ESSENS está formado por seis tipos de bases de polietileno 100% reciclable que permiten componer mesas con una infinita variedad de formatos y tamaños.

FR • Conçues par Jonathan Prestwich, les tables ESSENS, aux proportions harmonieuses, allient à la fois polyvalence et esthétique. La rencontre de deux volumes essentiels en équilibre donne aux piétements un effet de sculpture. Les lignes transversales ESSENS inscrivent six modèles de piétements en polyéthylène 100% recyclable, offrant à la table une variété infinie de formats et dimensions.



Essens












OVERVIEW

 <p>60x60cm 70x70cm 80x80cm</p> <p>Ø60cm Ø80cm Ø70cm Ø90cm</p> <p>Round table base Ø38cm - H.109cm H.108,5cm / W.48cm / D.48cm</p>	 <p>200x100cm 220x120cm 240x120cm</p> <p>260x120cm 280x140cm 300x140cm</p> <p>Oval table base - H.72cm H.72cm / W.40cm / D.70cm</p>
 <p>60x60cm 80x80cm 70x70cm 90x90cm</p> <p>Ø60cm Ø90cm Ø70cm Ø100cm Ø80cm</p> <p>Round table base Ø38cm - H.72cm H.72cm / W.48cm / D.48cm</p>	 <p>400x140cm</p> <p>500x140cm</p> <p>600x140cm</p> <p>Oval table base - H.72cm H.72cm / W.40cm / D.70cm</p>
 <p>100x100cm 120x120cm</p> <p>Ø120cm Ø140cm</p> <p>Round table base Ø50cm - H.72cm H.72cm / W.62cm / D.62cm</p>	 <p>700x140cm 800x140cm</p> <p>Oval table base - H.72cm H.72cm / W.40cm / D.70cm</p>
 <p>140x140cm 160x160cm</p> <p>Ø160cm Ø180cm Ø200cm</p> <p>Round table base Ø65cm - H.72cm H.72cm / W.77cm / D.77cm</p>	 <p>220x140cm 260x150cm 240x140cm 280x150cm</p> <p>Elliptical table base - H.72cm H.72cm / W.93cm / D.65cm</p>

WIRE MANAGEMENT

<p>1</p> <p>The inside of the bases can optionally be fitted with a cable management tube that allows the cables to be run from the table top to the floor through the base interior to fully conceal them.</p>	<p>2</p> <p>The bases are equipped with cable outlets at floor level both from the centre and through the sides.</p>	<p>3</p> <p>The cables can be run through the base, both from the centre and from the sides of the tabletop.</p>
---	--	--

ACCESSORIES

 <p>Wireless induction charger</p>	 <p>USB charger with 2 ports</p>	 <p>On top schuko socket</p>	 <p>On top schuko socket + USB-A + USB-C</p>	 <p>Plastic cable grommet with cover</p>
 <p>Cut-out with lid for top access</p>	 <p>Custom cut-out on tabletop</p>	 <p>Under top cable tray</p>	 <p>Brushed aluminum grommet with cover</p>	

FINISHES

<p>BASES</p>	<p>The bases are available in colours PE1, PE2, PE3, PE4 and PE5 from the rothomolded polyethylene swatch card.</p>	<p>Page 332</p>
<p>TABLETOPS</p>	<p>Available in oak veneer, walnut veneer, solid HPL, solid HPL STONES, solid FENIX®, FENIX® laminated and lacquered MDF in colours W1 and W2 from our tabletops swatch card.</p>	<p>Page 336</p>

Essens

Occasional

Designed by
Jonathan Prestwich

EN • Designed by Jonathan Prestwich, the ESSENS collection expands with the addition of side tables. The ESSENS OCCASIONAL side tables combine beauty, versatility, and harmonious proportions. The sculptural base is created from the encounter of two essential volumes in balance.

ES • Diseñadas por Jonathan Prestwich, la colección ESSENS se extiende con la incorporación de mesas auxiliares. Las mesas auxiliares ESSENS OCCASIONAL combinan belleza, versatilidad y proporciones armoniosas. La escultórica base, se genera a partir del encuentro de dos volúmenes esenciales en equilibrio.

FR • Conçue par Jonathan Prestwich, la collection ESSENS s'agrandit avec l'ajout de tables basses. Les tables basses ESSENS OCCASIONAL allient beauté, polyvalence et proportions harmonieuses. Le piètement sculptural naît de la rencontre de deux volumes essentiels en équilibre.



Essens Occasional

OVERVIEW

 <p> Ø80cm Ø90cm Ø100cm 110x70cm </p> <p> H.40cm Coffee table base Ø45,5cm H.38cm / W.45,5cm / D.45,5cm </p>	 <p> Ø40cm Ø50cm </p> <p> H.44cm Side table base Ø22,5cm H.43cm / W.22,5cm / D.22,5cm </p>	 <p> Ø40cm Ø50cm </p> <p> H.52cm Side table base Ø22,5cm H.51cm / W.22,5cm / D.22,5cm </p>
--	---	--

FINISHES

BASES	The bases are available in colours PE1, PE2, PE3, PE4 and PE5 from the rothomolded polyethylene swatch card.	Page 332
TABLETOPS	Available in oak veneer, walnut veneer, solid HPL, solid HPL STONES, solid FENIX® and lacquered MDF in colours W1 and W2 from our tabletops swatch card.	Page 336



Flat

Designed by
Studio Inclass

EN • FLAT is a collection of functional and versatile tables with central column base. The tables are characterized by their essential design and have been conceived to inhabit a wide range of contexts in offices, meeting rooms, restaurants or private residences. The tables arise from the combination of bases available in different dimensions, formats and heights, with table tops in a wide range of sizes, materials and finishes.

ES • FLAT es una colección de mesas funcionales y versátiles con base central. Las mesas se caracterizan por su diseño esencial y han sido concebidas para habitar una amplia gama de contextos en oficinas, salas de reuniones, restaurantes o residencias privadas. Las mesas nacen de la combinación de bases con columna central disponibles en diferentes dimensiones, formatos y alturas con tapas en una amplia gama de tamaños, materiales y acabados.

FR • FLAT est une collection de tables fonctionnelles et polyvalentes avec une base centrale. Les tables se caractérisent par leur design essentiel et ont été conçues pour habiter un large éventail de contextes dans les bureaux, les salles de réunion, les restaurants ou les résidences privées. Les tables sont nées de la combinaison de bases de colonnes centrales disponibles en différentes dimensions, formats et hauteurs avec des plateaux dans une large gamme de tailles, matériaux et finitions.



OVERVIEW

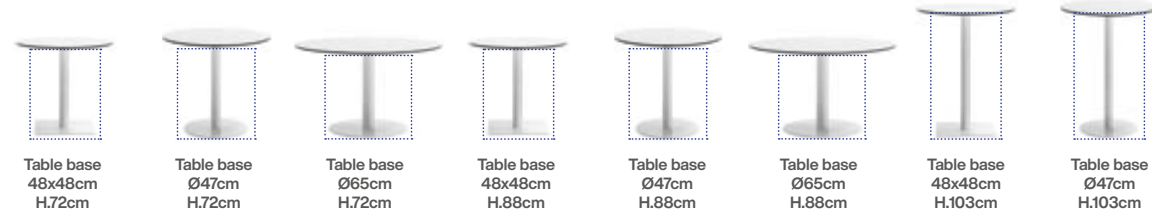


TABLE TOPS SIZES

ROUND							
Ø60	●	●	●	●	●	●	●
Ø70	●	●	●	●	●	●	●
Ø80	●	●	●	●	●	●	●
Ø90	●	●	●	●	●	●	●
Ø100	●	●	●	●	●	●	●
Ø120		●			●		
Ø140		●			●		
SQUARE							
60x60	●	●	●	●	●	●	●
70x70	●	●	●	●	●	●	●
80x80	●	●	●	●	●	●	●
90x90		●			●		
RECTANGULAR							
160x80	●	●	●	●	●	●	●
180x80	●	●	●	●	●	●	●
240x100		●			●		
OVAL							
180x90				●			●
240x100		●			●		

FINISHES

BASES	In chrome or micro-textured powder coated in colours M1 and M2 from the metallic swatch card. The bases with chrome column have a matt stainless steel bezel covering the plate.	Page 324
TABLETOPS	Available in melamine, oak veneer, walnut veneer, solid HPL, solid HPL STONES, solid FENIX®, FENIX® laminated and lacquered MDF in colours W1 and W2 from our tabletops swatch card.	Page 336



Itek

Pro

Designed by
Studio Inclass

EN • ITEK PRO is a collection of task chairs equipped with advanced ergonomic elements to provide a high degree of comfort to all types of users. The collection stands out for its striking design and its 3D technical mesh back, which offers a perfect combination of comfort and modernity. In addition to this, the chair convinces with all the features it incorporates, highlighting its synchronized tilting movement and its practical lumbar adjustment.

ES • ITEK PRO es una colección de sillas de trabajo que equipan avanzados elementos ergonómicos para proporcionar un alto grado de confort a todo tipo de usuarios. La colección llama la atención por su llamativo diseño y su respaldo de malla técnica 3D, que ofrece una combinación perfecta de comodidad y modernidad. Además de ello, la silla convence por todas las funcionalidades que incorpora, entre las que destaca su movimiento de basculación sincronizada y su práctico ajuste lumbar.

FR • ITEK PRO est une collection de sièges de travail équipés d'éléments ergonomiques avancés pour offrir un haut degré de confort à tous les types d'utilisateurs. La collection se distingue par son design frappant et son dossier en maille technique 3D, qui offre une combinaison parfaite de confort et de modernité. En outre, la chaise convainc par toutes ses fonctionnalités, notamment le mouvement de basculement synchronisé et le réglage lombaire pratique.





Seat depth adjustment

A button integrated in the seat allows the extension of the seat depth up to 8cm.



Seat with distinct pressure zones

The seat has distinct pressure zones to improve the user's comfort and health. The front part offers less pressure to facilitate the return of blood circulation in the legs. The same happens in the central part to avoid excessive pressure in the prostatic area.



Synchro movement

The synchronized mechanism has a generous opening angle of 19 degrees and five locking positions facilitating the movement and a correct posture. The movement, together with the rest of the ergonomic adjustments integrated in the chair, guarantee a high level of comfort and a healthy way of sitting.

Seat height adjustment

A button integrated in the seat allows the adjustment of the seat height.



Adjustable lumbar support

Adjust the comfort of the backrest by simply moving the lumbar support and adjusting its height.

4D adjustable arms





The arms are adjustable in height, width, depth and rotation of the arm pads.






Itek Pro

● GREENGUARD CERTIFIED

OVERVIEW

 <p>Swivel task chair Gas lift + Synchro H.110-98cm / W.64cm / D.67cm</p>	 <p>Swivel task chair with armrests Gas lift + Synchro H.110-98cm / W.64cm / D.67cm</p>	 <p>Swivel stool Gas lift H.133-110cm / W.64cm / D.67cm</p>	 <p>Swivel stool with armrests Gas lift H.133-110cm / W.64cm / D.67cm</p>
--	--	--	--

BASE FINISHES

 <p>Black polyamide</p>	 <p>White polyamide</p>	 <p>Polished aluminum</p>
---	--	--

ARMS OPTIONS

 <p>Fix arms with width adjustment. Available in white or black.</p>	 <p>4D adjustable arms. Available in white or black.</p>
--	---

CASTERS & GLIDES

 <p>Soft tread</p>	 <p>Hard tread</p>	 <p>Fixed glides</p>
--	---	---

FINISHES

SEATS	Available in all the upholstery materials indicated in the finishes book.	Page 294
UPHOLSTERY BACKRESTS	Available in all the upholstery materials indicated in the finishes book. Also available in our meshes NETEX and VELVET.	Page 294
SWIVEL BASES	Available in black or white polyamide or polished aluminum.	Page 324



Kori

Designed by
Florent Coirier

EN • Designed for executive and meeting spaces, KORl collection is all about nature. A soft body rounded like a river pebble and a backrest gently curved like a leaf. A diecast armrest which reminds us of the organic shell that we can find on the beach. All of these natural curves create a comfortable and elegant armchair, available in three sizes, to work with blending timeless elegance and ecological conviction.

ES • Diseñada para espacios ejecutivos y de reuniones, la colección KORl está inspirada en la naturaleza. Un cuerpo blando redondeado como un guijarro de río y un respaldo suavemente curvado como una hoja. Un reposabrazos de aluminio inyectado que nos recuerda a la forma orgánica de las conchas que podemos encontrar en la playa. Todas estas curvas naturales crean un sillón cómodo y elegante, disponible en tres tamaños, para trabajar combinando elegancia atemporal y convicción ecológica.



















FR • Conçue pour les espaces de direction et de réunion, la collection KORl est axée sur la nature. Un corps souple arrondi comme un galet de rivière et un dossier légèrement incurvé comme une feuille. Un accoudoir en aluminium injecté qui nous rappelle le coquillage organique que l'on peut trouver sur la plage. Toutes ces courbes naturelles créent un fauteuil confortable et élégant, disponible en trois tailles, pour travailler avec élégance et conviction écologique.



Kori

● GREENGUARD CERTIFIED

OVERVIEW

 <p>Chair + gas lift 5 spoke base + tilt mechanism Low back H.95-83cm / W.64cm / D.69cm</p>	 <p>Armchair + gas lift 5 spoke base + tilt mechanism Low back H.95-83cm / W.64cm / D.69cm</p>	 <p>Chair + gas lift 5 spoke base + tilt mechanism Medium back H.112-100cm / W.64cm / D.69cm</p>	 <p>Armchair + gas lift 5 spoke base + tilt mechanism Medium back H.112-100cm / W.64cm / D.69cm</p>	 <p>Chair + gas lift 5 spoke base + tilt mechanism High back H.136-124cm / W.64cm / D.69cm</p>	 <p>Armchair + gas lift 5 spoke base + tilt mechanism High back H.136-124cm / W.64cm / D.69cm</p>
 <p>Chair + gas lift 5 spoke base + 7 positions tilt mechanism Low back H.100-88cm / W.64cm / D.69cm</p>	 <p>Armchair + gas lift 5 spoke base + 7 positions tilt mechanism Low back H.100-88cm / W.64cm / D.69cm</p>	 <p>Chair + gas lift 5 spoke base + 7 positions tilt mechanism Medium back H.117-105cm / W.64cm / D.69cm</p>	 <p>Armchair + gas lift 5 spoke base + 7 positions tilt mechanism Medium back H.117-105cm / W.64cm / D.69cm</p>	 <p>Chair + gas lift 5 spoke base + 7 positions tilt mechanism High back H.141-129cm / W.64cm / D.69cm</p>	 <p>Armchair + gas lift 5 spoke base + 7 positions tilt mechanism High back H.141-129cm / W.64cm / D.69cm</p>
 <p>Chair 4 spoke base Low back H.85cm / W.56cm / D.61cm</p>	 <p>Armchair 4 spoke base Low back H.85cm / W.63cm / D.61cm</p>	 <p>Chair 4 spoke base Medium back H.102cm / W.56cm / D.64cm</p>	 <p>Armchair 4 spoke base Medium back H.102cm / W.63cm / D.64cm</p>	 <p>Chair 4 spoke base High back H.126cm / W.63cm / D.65cm</p>	 <p>Armchair 4 spoke base High back H.126cm / W.63cm / D.65cm</p>

FINISHES

ARMS & BASES	The die cast aluminum swivel bases are available in polished finishing or micro-textured powder coated paint in colours M1 and M2 from the metallic swatch card.	Page 324
UPHOLSTERY	Available in all the upholstery materials indicated in the finishes book.	Page 294



Laminar

Designed by
Studio Inclass

EN • LAMINAR is a versatile system of tables whose formal identity is characterized by a refined, elegant and timeless design, capable of integrating perfectly into various work, contract or domestic spaces and contexts. The elegant structure of the tables, entirely made of aluminum, identifies the aesthetics of this collection that combines minimalism, lightness and resistance. The tables can be manufactured in three heights.

ES • LAMINAR es un versátil sistema de mesas cuya identidad formal se caracteriza por un diseño depurado, elegante y atemporal, capaz de integrarse a la perfección en diversos espacios y contextos de trabajo, contract o domésticos. La elegante estructura de las mesas, íntegramente realizada en aluminio, identifica la estética de esta colección que combina minimalismo, ligereza y resistencia. Las mesas se pueden fabricar en tres alturas.






FR • LAMINAR est un système de tables polyvalent dont l'identité formelle est caractérisée par un design raffiné, élégant et intemporel, capable de s'intégrer parfaitement dans différents espaces et contextes professionnels, contractuels ou domestiques. La structure élégante des tables, entièrement réalisée en aluminium, identifie l'esthétique de cette collection qui allie minimalisme, légèreté et robustesse. Les tables peuvent être fabriquées en trois hauteurs.



Laminar

















OVERVIEW

<p>ROUND TABLE</p>	 <p>Ø100cm Ø120cm</p>
<p>RECTANGULAR TABLE</p>	 <p>80x80cm 90x90cm 100x100cm 120x120cm</p> <p>60x120cm 70x140cm 80x160cm 80x180cm 80x200cm</p> <p>90x180cm 90x200cm 120x200cm 120x240cm 120x280cm</p>
<p>RECTANGULAR TABLE 2 SECTIONAL TABLETOPS</p>	 <p>90x320cm 90x400cm</p> <p>120x320cm 120x400cm</p>
<p>RECTANGULAR TABLE 3 SECTIONAL TABLETOPS</p>	 <p>90x480cm 90x600cm</p> <p>120x480cm 120x600cm</p>
<p>RECTANGULAR TABLE 4 SECTIONAL TABLETOPS</p>	 <p>90x640cm 90x800cm</p> <p>120x640cm 120x800cm</p>

ACCESSORIES

To achieve a full functionality, LAMINAR tables can be customized with a wide range of practical accessories and solutions. Desk dividers or screens for more privacy and acoustic comfort, electrical points, chargers for your devices and cable management solutions.

CABLE MANAGEMENT

  <p>Wireless induction charger</p>	 <p>USB charger with 2 ports</p>	 <p>On top schuko socket</p>	 <p>On top schuko socket + USB-A + USB-C</p>	 <p>Plastic cable grommet with cover</p>	 <p>Brushed aluminum grommet with cover</p>
  <p>Cut-out with lid for top access</p>	 <p>Custom cut-out on tabletop</p>	 <p>Under top cable tray</p>	 <p>Velcro cable clamp</p>	 <p>Column for cable management</p>	 <p>Leg with groove for cables</p>

FINISHES

<p>FRAMES</p>	<p>Made of aluminum. Coated in micro-textured powder coat in colours M1 and M2 from the metallic swatch card.</p>	<p>Page 324</p>
<p>TABLETOPS</p>	<p>Available in melamine, oak veneer, walnut veneer, solid HPL, solid HPL STONES, solid FENIX®, FENIX® laminated and lacquered MDF in colours W1 and W2 from our tabletops swatch card.</p>	<p>Page 336</p>

Lan

Designed by
Studio Inclass

EN • With a smart and contemporary design, LAN side tables are a practical and versatile accessory designed to accompany sofas, armchairs and tables. LAN tables are available in two sizes and can be used as a support for a laptop or tablet, for taking notes or simply as a place to leave a cup of coffee. The tops have an elegant beveled edge and are available in natural oak, solid fenix, and also in a broad range of lacquered colours.

ES • Con un diseño elegante y contemporáneo, las mesas auxiliares LAN son un accesorio práctico y versátil, diseñado para funcionar solo o acompañando a sofás, sillones y mesas. Disponibles en dos tamaños, las mesas LAN pueden usarse como soporte para un portátil, una tableta, para tomar notas o simplemente como un lugar para dejar una taza de café. Las tapas tienen un elegante borde biselado y están disponibles en chapa de roble natural, fenix macizo y en una amplia gama de colores lacados.

FR • Conçue par INCLASS Studio, les tables d'appoint LAN sont des tables accessoires pratiques et polyvalentes, accompagnant canapés et fauteuils. Produites en deux tailles, elles peuvent servir de support pour ordinateurs portables, tablettes, prendre des notes ou simplement comme un endroit pour déposer une tasse à café. Les plateaux ont un élégant bord biseauté et sont disponibles en placage de chêne naturel, en Fenix massif et dans une large gamme de couleurs laquées.



Lan

OVERVIEW



Side table
H.66cm / W.42cm / D.28cm



Side table XL
H.66cm / W.56cm / D.35cm

FINISHES

STEEL BASES Micro-textured powder coated in colours M1 and M2 from the metallic swatch card. Page 324

TABLETOPS Available in oak veneer, walnut veneer, solid FENIX® and lacquered MDF in colours W1 and W2 from our tabletops swatch card. Page 336



Lapse

Designed by
Carlos Tiscar

















EN • LAPSE is a comprehensive modular programme that transcends the classic concept of waiting area seating. The broad range of elements and accessories available and the special design of the modules allows endless compositions to be configured, transforming waiting areas into collaborative spaces for interaction. The collection offers a wide range of seating modules, side units and connectivity accessories that can be combined for adapting to each space.

ES • LAPSE es un amplio programa modular que trasciende el concepto clásico de los asientos para zonas de espera. La amplia gama de elementos y accesorios disponibles y el especial diseño de los módulos, permite configurar infinitas composiciones que convierten las zonas de espera en modernos espacios colaborativos y de interacción. La colección ofrece una variada gama de módulos de asiento, muebles auxiliares y accesorios de conectividad que se pueden combinar para adaptarse a las necesidades funcionales de cada espacio.

FR • LAPSE est un large programme modulaire qui va au-delà de la conception classique des assises pour les zones d'attente. La vaste gamme d'éléments et accessoires disponibles et le design spécial des modules permet de configurer des compositions infinies qui font ainsi que les zones d'attente deviennent des espaces collaboratifs et d'interaction. La collection LAPSE offre une vaste gamme de modules d'assise, de meubles auxiliaires et accessoires de connectivité qui peuvent se combiner pour s'adapter à chaque espace.



OVERVIEW

 Seat with backrest	 Seat with high backrest	 Seat with corner backrest	 Seat w/ concave backrest 45°	
 Seat w/convex backrest 45°	 Concave / convex seat	 2-5 seater steel frame	 Seat	 Half seater seat
 Left-right arms	 Middle arm	 High table with shelf	 Table with shelf	
 Tabletop 72cm	 Tabletop 36cm	 Concave / Convex table top 45°		

FINISHES

UPHOLSTERY	Available in all the upholstery materials indicated in the finishes book.	Page 294
METAL FRAMES	Micro-textured powder coated in colours M1 and M2 from the metallic swatch card.	Page 324
WOODEN LEGS	Produced in solid oak and are available in any of the oak finishes from the wood swatch card.	Page 326
TABLETOPS	Available in oak or walnut veneer in any of the finishes or lacquered MDF in colours W1 and W2 from the wood swatch card.	Page 336



Lea

Designed by
Perezochando

EN • LEA is a collection of chairs and stools with an identity marked by a refined and light silhouette that is at the same time strong and unique. The curved shape of the backrest makes it comfortable and recognizable. The family is made up of chairs and stools available in two heights. To achieve greater functionality, both the chairs and the stools are stackable.

ES • LEA es una colección de sillas y taburetes con una identidad marcada por su silueta pura y ligera pero al mismo tiempo fuerte y única. La forma curva del respaldo la hace confortable y a la vez reconocible. La familia se compone de sillas y taburetes disponibles en dos alturas. Para lograr una mayor funcionalidad, tanto las sillas como los taburetes son apilables.
















FR • LEA est une collection de chaises et de tabourets à l'identité marquée par sa silhouette pure et légère mais à la fois forte et unique. La forme incurvée du dossier le rend à la fois confortable et reconnaissable. La famille est composée de chaises et de tabourets disponibles en deux hauteurs. Pour obtenir une plus grande fonctionnalité, les chaises et les tabourets sont empilables.



Lea

● STACKABLE ● GREENGUARD CERTIFIED

OVERVIEW

 <p>4 leg frame chair Plastic seat & back H.77cm / W.51cm / D.50cm</p>	 <p>4 leg frame armchair Plastic seat & back H.77cm / W.59cm / D.50cm</p>	 <p>4 leg frame armchair + armrests Plastic seat & back H.77cm / W.59cm / D.50cm</p>	 <p>4 leg frame medium stool Plastic seat & back H.94,5cm / W.54cm / D.54cm</p>	 <p>4 leg frame high stool Plastic seat & back H.104,5cm / W.54,5cm / D.55cm</p>
 <p>4 leg frame chair Wooden seat & back H.77cm / W.51cm / D.50cm</p>	 <p>4 leg frame armchair Wooden seat & back H.77cm / W.59cm / D.50cm</p>	 <p>4 leg frame armchair + armrests Wooden seat & back H.77cm / W.59cm / D.50cm</p>	 <p>4 leg frame medium stool Wooden seat & back H.94,5cm / W.54cm / D.54cm</p>	 <p>4 leg frame high stool Wooden seat & back H.104,5cm / W.54,5cm / D.55cm</p>
 <p>4 leg frame chair Upholstered seat & back H.77,5cm / W.51cm / D.50cm</p>	 <p>4 leg frame armchair Upholstered seat & back H.77,5cm / W.59cm / D.50cm</p>	 <p>4 leg frame armchair + armrests Upholstered seat & back H.77,5cm / W.59cm / D.50cm</p>	 <p>4 leg frame medium stool Upholstered seat & back H.95cm / W.54cm / D.54cm</p>	 <p>4 leg frame high stool Upholstered seat & back H.105cm / W.54,5cm / D.55cm</p>

FINISHES

UPHOLSTERY	Available in all the upholstery materials indicated in the finishes book.	Page 294
STEEL FRAMES	In micro-textured powder coated in colours M1 and M2 from the metallic swatch card.	Page 324
WOODEN SEAT & BACK	Oak or walnut veneer. The oak is available in all the finishes from our oak swatch card.	Page 326
PLASTIC SEAT & BACK	Available in colours PP1 from the polypropylene swatch card.	Page 330

UPHOLSTERY OPTIONS



Fixed seat panel



Removable upholstered seat cushion



Lex

Designed by
Studio Inclass

EN • LEX is a collection of versatile tables designed for flexible use in public or domestic spaces. The central frame includes an elegant 4-spoke aluminum base that gives identity to this functional family. The bases are manufactured in a wide range of colours. The tables are available in three heights with tops in different materials and in round or square formats. The collection includes tables with a fix or flip top.

ES • LEX es una colección de mesas versátiles diseñadas para un uso flexible en espacios públicos o domésticos. El pie central incluye una elegante base de aluminio de 4 radios que da identidad a esta funcional familia. Las bases se fabrican en una amplia gama de colores. Las mesas están disponibles en tres alturas con encimeras en diferentes materiales y en formatos redondos o cuadrados. La colección incluye mesas con encimera fija o abatible.

FR • LEX est une collection de tables polyvalentes conçues pour une utilisation flexible dans les espaces publics ou domestiques. Le piètement central avec une élégante base en aluminium à 4 branches caractérise cette famille fonctionnelle. Les piètements sont fabriqués dans une large gamme de couleurs. Les tables sont disponibles en trois hauteurs avec des plateaux dans différents matériaux et dans des formats ronds ou carrés. La collection comprend des tables à plateau fixe ou rabattable.



Lex

OVERVIEW



ACCESSORIES



DETAILS

TABLETOP FORMATS	ROUND			SQUARE			OVAL
	ø70	ø80	ø90	60X60	70x70	80x80	180X90
H.103 cm	●	●		●	●		●
H.73 cm	●	●	●	●	●	●	●
H.38 cm	●	●	●	●	●	●	
H.103 cm (with mechanism for flip top)	●			●	●		
H.73 cm (with mechanism for flip top)	●	●	●	●	●	●	

FINISHES

BASES	Bases made of aluminum. Coated in micro-textured powder coat in colours M1 and M2 from the metallic swatch card.	Page 324
TABLETOPS	Available in melamine, oak veneer, walnut veneer, solid HPL, solid HPL STONES, solid FENIX®, FENIX® laminated and lacquered MDF in colours W1 and W2 from our tabletops swatch card.	Page 336



Lin Tapiz

Designed by
Alegre Design



EN • LIN TAPIZ is an innovative system of multiple seats, designed to inhabit high-traffic indoor public spaces. With a refined and timeless design, the collection is completely modular and allows multiple configurations to be created. The structure and arms are entirely made of aluminum alloy, a sustainable material which allows the creation of resistant and light benches, with minimal maintenance and 100% recyclable.

ES • LIN TAPIZ es un innovador sistema de asientos múltiples diseñado para habitar espacios públicos interiores de alto tránsito. Con un diseño depurado y atemporal, la colección es completamente modular y permite crear múltiples configuraciones. Las estructuras y los brazos de los bancos están íntegramente fabricados con aleación de aluminio, un material sostenible, que permite crear bancos resistentes, ligeros, con mínimo mantenimiento y 100% reciclables.

FR • LIN TAPIZ est un système innovant de sièges multiples, conçu pour habiter les espaces publics intérieurs à fort trafic. D'un design épuré et intemporel, la collection est entièrement modulable et permet de créer de multiples configurations. La structure et les accoudoirs sont entièrement en alliage d'aluminium, un matériau durable qui permet la création de bancs résistants et légers, avec un minimum d'entretien et 100% recyclables.


















Lin Tapiz






● GREENGUARD CERTIFIED

OVERVIEW





BENCHES WITH BACKREST	BENCHES WITHOUT BACKREST
	 1 seater
	 2 seater
	 3 seater
	 4 seater
	 5 seater
	 6 seater

ARMS	INTERMEDIATE LEG
 End arm  Intermediate arm	 Intermediate leg


SEAT OPTIONS



		
Upholstered seat with backrest	Upholstered seat	Optional upholstery with horizontal stitches

TABLETOPS

				
End tabletop	One seater tabletop	Connecting top 180°	Connecting top 120°	Connecting top 90°

CABLE MANAGEMENT

				
Power box with 2 Schuko plugs	USB charger with 2 ports	On top Schuko socket	On top Schuko socket + USB-A + USB-C	Wireless induction charger

FINISHES	ACCESSORIES
<p>UPHOLSTERY Available in all the upholstery materials indicated in the finishes book. Page 294</p> <p>ALUMINUM FRAMES Are available in polished finishing or micro-textured powder coated paint in colours M1 and M2 from the metallic swatch card. Page 324</p> <p>TABLETOPS Available in oak veneer, solid HPL and solid FENIX® from our tabletops swatch card. Page 336</p>	 Higher seat for users with reduced mobility  Ground anchor

Lin Wood

Designed by
Alegre Design



EN • LIN WOOD is an innovative system of multiple seats, designed to inhabit high-traffic indoor public spaces. With a refined and timeless design, the collection is completely modular and allows multiple configurations to be created. The structure and arms are entirely made of aluminum alloy, a sustainable material which allows the creation of resistant and light benches, with minimal maintenance and 100% recyclable.

ES • LIN WOOD es un innovador sistema de asientos múltiples diseñado para habitar espacios públicos interiores de alto tránsito. Con un diseño atemporal y versátil, la colección es completamente modular y permite crear múltiples configuraciones. Las estructuras y los brazos de los bancos están íntegramente fabricados con aleación de aluminio, un material sostenible, que permite crear bancos resistentes, ligeros, con mínimo mantenimiento y 100% reciclables.

FR • LIN WOOD est un système innovant de sièges multiples, conçu pour habiter les espaces publics intérieurs à fort trafic. D'un design épuré et intemporel, la collection est entièrement modulable et permet de créer de multiples configurations. La structure et les accoudoirs sont entièrement en alliage d'aluminium, un matériau durable qui permet la création de bancs résistants et légers, avec un minimum d'entretien et 100% recyclables.















Lin Wood



● GREENGUARD CERTIFIED


OVERVIEW

BENCHES WITH BACKREST	BENCHES WITHOUT BACKREST
	 1 seater
	 2 seater
	 3 seater
	 4 seater
	 5 seater
	 6 seater

ARMS



End arm



Intermediate arm


INTERMEDIATE LEG




Intermediate leg

SEAT OPTIONS


LIN WOOD seats are made with oak veneers finished in all the colors of our oak sample card. Upon request, the seats can also be manufactured in beech and walnut veneers.




Wooden seat with backrest




Wooden seat with backrest and upholstered seat pad



Wooden seat with backrest and upholstered front pad



Optional front pad with horizontal stitches



Wooden seat




Wooden seat with upholstered pad

TABLETOPS



End tabletop



One seater tabletop



Connecting top 180°



Connecting top 120°



Connecting top 90°

CABLE MANAGEMENT



Power box with 2 Schuko plugs




USB charger with 2 ports



On top Schuko socket



On top Schuko socket + USB-A + USB-C




Wireless induction charger

FINISHES

UPHOLSTERY	Available in all the upholstery materials indicated in the finishes book.	Page 294
ALUMINUM FRAMES	Are available in polished finishing or micro-textured powder coated paint in colours M1 and M2 from the metallic swatch card.	Page 324
TABLETOPS	Available in oak veneer, solid HPL and solid FENIX® from our tabletops swatch card.	Page 336
WOODEN SEATS	Available in oak veneer in any of the finishes from the wood swatch card.	Page 326

ACCESSORIES



Higher seat for users with reduced mobility



Ground anchor

Malibu

Designed by
Studio Inclass

EN • MALIBU is a collection of versatile tables with central base that stand out by its lightness, functionality and contemporary design which make them ideal for contract, office or domestic projects. The tables are characterised by its original four spokes central base made of cast aluminum that can be combined with round or square tops in available in different sizes and materials. The MALIBU tables are produced in three heights.

ES • MALIBU es una colección de mesas versátiles con base central que destacan por su ligereza, funcionalidad y diseño contemporáneo, siendo ideales para proyectos contract, de oficina o domésticos. Las mesas se caracterizan por su original base central de cuatro radios de aluminio inyectado que se pueden combinar con tapas redondas o cuadradas disponibles en diferentes tamaños y materiales. Las mesas MALIBU se producen en tres alturas.

FR • MALIBU est une collection de tables polyvalentes avec des bases centrales qui se distinguent par leur légèreté, leur fonctionnalité et leur design contemporain, idéales pour les projets de contrat, de bureau ou de maison. Les tables se caractérisent par leur base centrale à quatre branches d'origine en aluminium moulé sous pression qui peut être combinée avec des plateaux ronds ou carrés disponibles en différentes tailles et matériaux. Les tables MALIBU sont produites en trois hauteurs.



OVERVIEW

 <p>60x60cm 70x70cm 80x80cm</p> <p>Ø60cm Ø70cm Ø80cm</p> <p>Base for table H.103cm H.103cm / W.67cm / D.Ø67cm</p>	 <p>60x60cm 70x70cm 80x80cm</p> <p>Ø60cm Ø70cm Ø80cm</p> <p>Base for table H.73cm H.73cm / W.67cm / D.Ø67cm</p>	 <p>60x60cm 70x70cm 80x80cm</p> <p>Ø60cm Ø70cm Ø80cm</p> <p>Base for table H.38cm H.38cm / W.67cm / D.Ø67cm</p>
--	---	--

FINISHES

BASES	Made of aluminum. Polished finish or micro-textured powder coated in colours M1 and M2 from the metallic swatch card.	Page 324
TABLETOPS	Available in oak veneer, walnut veneer, solid HPL, solid HPL STONES, solid FENIX® and lacquered MDF in colours W1 and W2 from our tabletops swatch card.	Page 336



Marcus

Designed by
Christophe Pillet

EN • Designed by Christophe Pillet, MARCUS is a collection of iconic sofas created to inhabit lounge spaces in corporate or residential environments. The collection stands out for its elegance, comfort and a balanced and timeless design. The original cast aluminum legs give the ensemble a light and slender appearance. The MARCUS collection comprises sofas in four sizes wisely produced with high quality materials.

ES • Diseñada por Christophe Pillet, MARCUS es una colección de icónicos sofás pensada para habitar espacios lounge, corporativos o residenciales. La colección destaca por su elegancia, su comodidad y un diseño equilibrado y atemporal. Las originales patas de aluminio fundido dan al conjunto una apariencia ligera y esbelta. La colección MARCUS está compuesta por sofás en cuatro tamaños producidos con materiales de alta calidad.

FR • Conçue par Christophe Pillet, MARCUS est une collection de canapés iconiques conçus pour habiter les espaces lounges, corporatifs ou résidentiels. La collection se distingue par son élégance, son confort et son design équilibré et intemporel. Les pieds en fonte d'aluminium d'origine donnent à l'ensemble une apparence légère et mince. La collection MARCUS est composée de canapés en quatre tailles fabriquées avec des matériaux de haute qualité.



Marcus

OVERVIEW



1 seater sofa
H.69cm / W.105cm / D.95cm



2, 3, 4 seater sofas
H.69cm / W.200cm / 220cm / 240cm / 260cm / D.95cm

FINISHES

UPHOLSTERY Available in all the upholstery materials indicated in the finishes book. Page 294

ALUMINUM LEGS Micro-textured powder coated in colours M1 and M2 from the metallic swatch card. Page 324



Nim

Designed by
Yonoh

EN • Masterfully designed by the YONOH studio, NIM is a collection of chairs and stools for versatile use, that stand out for its elegant, fluid and transversal design. The comfortable mono-shells seats are available in beech, oak and walnut veneer or fully upholstered in two versions.

ES • Diseñada con maestría por el estudio YONOH, NIM es una colección de sillas y taburetes para uso versátil que destacan por su elegante y funcional diseño. Los confortables asientos de madera están disponibles en chapa natural de roble, haya y nogal o completamente tapizada en dos variantes.
















FR • Subtilement conçues para l'atelier YONOH, NIM est une collection de chaises et tabourets qui se distingue par son design fonctionnel et élégant. Les assises monocoques sont disponibles en placage de bois de hêtre, chêne et noyer, ou entièrement tapissées en deux versions.



Nim

● STACKABLE ● GREENGUARD CERTIFIED

OVERVIEW

 <p>4 wooden leg frame H.77cm / W.45cm / D.53cm</p>	 <p>4 steel leg frame H.77cm / W.55cm / D.54cm</p>	 <p>Sled frame H.77cm / W.49cm / D.53cm</p>	 <p>High stool with sled frame H.100cm / W.41cm / D.47cm</p>	 <p>Medium stool with sled frame H.90cm / W.41cm / D.47cm</p>			
 <p>Bench 2-5 seater H.75cm / W.10.4cm, 161cm, 218cm, 275cm / D.53cm</p>		<h3>SEAT SHELL OPTIONS</h3> <table border="1"> <tr> <td data-bbox="604 632 873 907">  <p>Upholstered seat</p> </td> <td data-bbox="873 632 1143 907">  <p>Upholstered shell</p> </td> <td data-bbox="1143 632 1391 907">  <p>Soft upholstered shell</p> </td> </tr> </table>			 <p>Upholstered seat</p>	 <p>Upholstered shell</p>	 <p>Soft upholstered shell</p>
 <p>Upholstered seat</p>	 <p>Upholstered shell</p>	 <p>Soft upholstered shell</p>					

FINISHES

UPHOLSTERY	Available in all the upholstery materials indicated in the finishes book. The seat shells are available with two versions of upholstery: straight or soft.	Page 294
STEEL FRAMES	In chrome or micro-textured powder coated in colours M1 and M2 from the metallic swatch card.	Page 324
WOODEN LEGS	Produced in solid beech or oak and available in any of the beech and oak finishes or lacquered in colours W1 and W2 from the wood swatch card.	Page 326
WOODEN SHELLS	Available in beech and oak veneer in any of the finishes or lacquered in colours W1 and W2 from the wood swatch card.	Page 326




Nuc

Designed by
Perezochando

EN • The NUC program comprises a variety of side tables and poufs which combine versatility, style, and contemporary elegance. Each element of the collection is designed to work independently or be freely combined to create unique and functional compositions. The essence of this versatile collection consists of its elegant metal bases, that take their identity from the distinctive knot formed by the crossbars when joining with the legs.

ES • El programa NUC comprende una amplia variedad de mesas auxiliares y pufs que aúnan versatilidad, estilo y elegancia contemporánea. Cada elemento de la colección está diseñado para funcionar de manera independiente o combinarse libremente para crear composiciones únicas y funcionales. La esencia de esta versátil colección radica en sus elegantes bases metálicas, que obtienen su identidad del nudo formado por las traviesas al unirse con las patas.

FR • Le programme NUC comprend une variété de tables d'appoint et de poufs, alliant polyvalence, style et élégance contemporaine. Chaque élément de la collection est conçu pour fonctionner indépendamment ou être librement combiné pour créer des compositions uniques et fonctionnelles. L'essence de cette collection polyvalente réside dans ses élégantes bases métalliques, qui tirent leur identité du nœud distinctif formé par les barres transversales lors de leur jonction avec les pieds.



OVERVIEW

 <p>Pouf Ø50cm H.49,5cm / W.50cm / D.50cm</p>	 <p>Pouf Ø80cm H.49,5cm / W.80cm / D.80cm</p>	 <p>Pouf Ø100cm H.49,5cm / W.100cm / D.100cm</p>	
 <p>Pouf 60x60cm H.49,5cm / W.60cm / D.60cm</p>	 <p>Pouf 80x80cm H.49,5cm / W.80cm / D.80cm</p>	 <p>Pouf 110x40cm H.49,5cm / W.110cm / D.40cm</p>	 <p>Pouf 110x60cm H.49,5cm / W.110cm / D.60cm</p>
 <p>Side table Ø50cm with height 52cm H.52cm / W.50cm / D.50cm</p>	 <p>Side table Ø50cm with height 38cm H.38cm / W.50cm / D.50cm</p>	 <p>Coffee table Ø80cm with height 38cm H.38cm / W.80cm / D.80cm</p>	 <p>Coffee table Ø100cm with height 38cm H.38cm / W.100cm / D.100cm</p>
 <p>Side table 40x40cm with height 52cm H.52cm / W.50cm / D.50cm</p>	 <p>Side table 60x60cm with height 38cm H.38cm / W.60cm / D.60cm</p>	 <p>Coffee table 80x80cm with height 38cm H.38cm / W.80cm / D.80cm</p>	 <p>Coffee table 110x60cm with height 38cm H.38cm / W.60cm / D.60cm</p>

OPTIONS



Tray for tables

FINISHES

UPHOLSTERY	Available in all the upholstery materials indicated in the finishes book.	Page 294
METAL FRAMES	In micro-textured powder coated in colours M1 and M2 from the metallic swatch card.	Page 324
TABLETOPS	Available in oak veneer, walnut veneer, solid HPL, solid HPL STONES, solid FENIX® and lacquered MDF in colours W1 and W2 from our tabletops swatch card.	Page 336



Nume

Designed by
Studio Inclass

EN • NUME is a collection of versatile occasional tables with adjustable or fix height central base. The tables have been designed for a flexible and transversal use in a wide diversity of contexts and environments. The adjustable height allows them to be used next to a sofa, an armchair or a table. The tabletops are available in three round formats: 40cm, 50cm and 60cm or in rectangular format 35x55cm.

ES • NUME es una colección de versátiles mesas auxiliares con base central de altura ajustable o fija. Las mesas han sido diseñadas para un uso flexible y transversal en una amplia diversidad de contextos y entornos. La altura regulable les permite usarse junto a un sofá, un sillón o una mesa. Las tapas de mesa están disponibles en tres formatos redondos: 40cm, 50cm y 60cm o en formato rectangular 35x55cm.

FR • NUME est une collection de tables d'appoint polyvalentes avec des bases centrales réglables en hauteur ou fixes. Les tables ont été conçues pour une utilisation flexible et transversale dans une grande variété de contextes et d'environnements. La hauteur réglable permet de les utiliser à côté d'un canapé, d'un fauteuil ou d'une table. Les plateaux de table sont disponibles en trois formats ronds: 40cm, 50cm et 60cm ou en format rectangulaire 35x55cm.




OVERVIEW

 <p>Side table Ø60cm Height adjustable H.75-53cm / W.60cm / D.60cm</p>	 <p>Side table Ø50cm Height adjustable H.75-53cm / W.50cm / D.50cm</p>	 <p>Side table Ø40cm Height adjustable H.75-53cm / W.40cm / D.40cm</p>	 <p>Rectangular side table Height adjustable H.75-53cm / W.35cm / D.55cm</p>
---	---	---	---

OPTIONS

FINISHES

 <p>Fix height column</p>	<p>STEEL BASES In micro-textured powder coated in colours M1 and M2 from the metallic swatch card. Page 324</p> <hr/> <p>TABLETOPS Available oak veneer, solid HPL, solid FENIX® and lacquered MDF in colours W1 and W2 from our tabletops swatch card. Page 336</p>
--	--



Pau

Designed by
Studio Inclass

EN • PAU is a versatile collection of upholstered modular elements that can be freely configured to adapt to the most diverse spaces and environments. The collection is made up of upholstered seats and sofas of different sizes which can be freely combined to create endless configurations. The sofas are available with fully upholstered arms or with steel arms.

ES • PAU es una versátil colección de elementos modulares tapizados que pueden configurarse con libertad para adaptarse a los espacios y ambientes más diversos. La colección está formada por asientos y sofás tapizados de diferentes tamaños que se pueden combinar libremente para crear infinitas configuraciones. Los sofás están disponibles con brazos completamente tapizados o con brazos de acero.

FR • PAU est une collection polyvalente d'éléments modulaires tapissés qui peuvent être librement configurés pour s'adapter aux espaces et environnements les plus divers. La collection est composée de sièges et de canapés tapissés de différentes tailles qui peuvent être librement combinés pour créer des configurations infinies. Les canapés sont disponibles avec des accoudoirs entièrement tapissés ou avec des accoudoirs en acier.





OVERVIEW

 <p>Seat with backrest H.72cm / W.60cm, 80cm / D.80cm</p>	 <p>Seat with corner backrest H.72cm / W.80cm / D.80cm</p>	 <p>Armchair with upholstered arms H.72cm / W.80cm / D.80cm</p>	 <p>Armchair with steel arms H.72cm / W.70cm / D.80cm</p>
 <p>Seat with backrest H.72cm / W.120cm, 160cm, 200cm / D.80cm</p>	 <p>Sofa with upholstered arms H.72cm / W.140cm, 180cm, 220cm / D.80cm</p>	 <p>Sofa with steel arms H.72cm / W.130cm, 170cm, 210cm / D.80cm</p>	
 <p>Sofa with upholstered arm (right or left) H.72cm / W.170cm, 210cm / D.80cm</p>	 <p>Sofa with steel arm (right or left) H.72cm / W.165cm, 205cm / D.80cm</p>	 <p>Square pouf H.42cm / W.55cm / D.55cm H.42cm / W.80cm / D.80cm</p>	
 <p>Rectangular pouf H.42cm / W.120cm, 160cm, 200cm / D.80cm H.42cm / W.160cm, 200cm / D.55cm</p>	 <p>Round pouf H.42cm / W.100cm / D.100cm</p>	 <p>Modular table H.42cm / W.80cm / D.80cm</p>	

OPTIONS

 <p>Privacy screen with 3 sides H.130cm / W.130cm, 170cm, 210cm / D.85cm</p>	 <p>Privacy screen for back side H.130cm / W.60cm, 80cm, 120cm, 160cm, 200cm / D.5cm</p>	 <p>Side arm for sofa with privacy screen W.15cm</p>
--	--	--

FINISHES

UPHOLSTERY	Available in all the upholstery materials indicated in the finishes book.	Page 294
ARMS & FRAMES	Available in black or white colour.	
TABLETOPS	Available in beech veneer in any of the finishes or lacquered in colours W1 from the wood swatch card.	Page 336

Plania

Bench

Designed by
Studio Inclass

EN • PLANIA BENCH is a versatile collection of modular benches characterized by a linear, elegant and timeless design. A collection that combines functionality, flexibility and design. PLANIA benches are available in a wide range of sizes, with or without backrest, and can be built with different types of legs.

ES • PLANIA BENCH es una versátil colección de bancos modulares caracterizados por un diseño lineal, elegante y atemporal. Una colección que combina funcionalidad, flexibilidad y diseño. Los bancos PLANIA están disponibles en una amplia gama de tamaños, con o sin respaldo, y se pueden construir con diferentes tipos de patas.















FR • PLANIA BENCH est une collection polyvalente de bancs modulaires caractérisés par un design linéaire, élégant et intemporel. Une collection qui allie fonctionnalité, flexibilité et design. Les banquettes PLANIA sont disponibles dans une large gamme de tailles, avec ou sans dossier, et peuvent être construites avec différents types de piètements.









Plania Bench



OVERVIEW

SINGLE BENCHES		CONNECTING ELEMENTS			
 <p>Single benches Dimensions 48x120cm / 48x160cm / 48x200cm / 48x240cm / 48x280cm</p>	 <p>Single benches with backrest Dimensions 48x120cm / 48x160cm / 48x200cm / 48x240cm / 48x280cm</p>	 <p>Intermediate leg</p>	 <p>Connecting table</p>		
LEG OPTIONS					
 <p>Aluminum tube (colours M1, M2)</p>	 <p>Solid oak (natural or stained)</p>	 <p>Solid walnut (natural)</p>			
FLEXIBLE LEG POSITION					
		<p>In some cases, you may like to move the position of the legs. The PLANIA bench system allows you to fix the legs in any position. Check that the chosen position does not affect the stability of the bench.</p>			
CONNECTING TABLES					
 <p>Connecting top 2 ways</p>	 <p>Connecting top 3 ways</p>	 <p>Connecting top 4 ways</p>	 <p>Connecting top 3 ways 120°</p>	 <p>Corner top 90°</p>	 <p>Corner top 60°</p>

CABLE MANAGEMENT

 <p>Wireless induction charger</p>	 <p>USB charger with 2 ports</p>	 <p>On top schuko socket</p>	 <p>On top schuko socket + USB-A + USB-C</p>	 <p>Leg with cable way out</p>	 <p>Power box with 2 schuko sockets</p>
--	--	--	--	--	---

ACCESSORIES

 <p>Side table</p>	 <p>Aluminum seat table</p>	 <p>End table top</p>
--	---	---

FINISHES

UPHOLSTERY	Available in all the upholstery materials indicated in the finishes book.	Page 294
ALUMINUM FRAMES	Micro-textured powder coated in colours M1 and M2 from the metallic swatch card.	Page 324
WOODEN LEGS	Produced in solid oak or walnut and are available in any of the oak finishes from the wood swatch card.	Page 326
TABLETOPS	Available oak veneer, walnut veneer, solid HPL and solid FENIX® from our tabletops swatch card.	Page 336

Plania

Table

Designed by
Studio Inclass

EN • With an architectural, pure and timeless aesthetic, PLANIA is a complete collection of transversal tables that blends performance, flexibility, and design. The PLANIA table system offers both single top tables in a wide range of sizes and big modular tables with sectional tops of endless dimensions. The collection has broad customization possibilities to facilitate its integration in private, corporate, or public spaces.

ES • Con una estética arquitectónica, depurada y atemporal, PLANIA es una completa colección de mesas transversales que combina prestaciones, flexibilidad y diseño. El sistema de mesas PLANIA ofrece mesas individuales en varias medidas y también grandes mesas seccionales con encimeras por tramos que pueden alcanzar medidas infinitas. El sistema PLANIA permite numerosas posibilidades de personalización que facilitan su integración en modernos espacios residenciales, corporativos o de uso público.

FR • Avec une esthétique architecturale, raffinée et intemporelle, PLANIA est une collection complète de tables transversales qui allie performance, flexibilité et design. Le système de tables PLANIA propose des tables à plateau simple dans une large gamme de tailles ainsi que de grandes tables modulaires avec des plateaux sectionnels de dimensions infinies. La collection dispose de larges possibilités de personnalisation pour faciliter son intégration dans des espaces résidentiels, collaboratifs ou de travail.



















FINISHES

TABLETOPS	Available in melamine, oak veneer, walnut veneer, solid HPL, solid HPL STONES, solid FENIX®, FENIX® laminated and lacquered MDF in colours W1 and W2 from our tabletops swatch card.	Page 336
ALUMINIUM FRAMES	An sturdy structural frame, made of aluminum, supports the legs and tabletops allowing large tables to be built. The special structural profile, allows the legs to be placed and fixed in any position while ensuring a very quick and easy assembly. In micro-textured powder coated in colours M1 and M2 from the metallic swatch card.	Page 324
LEGS	PLANIA tables are available with various types of legs: solid oak, solid walnut or aluminum tube. The aluminum tube legs are available in micro-textured powder coated in colours M1 and M2 from the metallic swatch card. The solid oak and walnut legs are available in any of the oak and walnut finishes from our wood swatch card. All legs are available for tables with heights of 75cm, 90cm and 104cm.	Page 324 Page 326












OVERVIEW

			
	Rectangular tables	Rectangular-oval tables	Round tables
SINGLE TOPS	 90x180cm / 90x200cm / 90x240cm / 90x280cm / 90x320cm / 120x200cm / 120x240cm / 120x280cm / 120x320cm	 120x240cm / 120x320cm	 Ø120cm / Ø140cm <i>*Only available in H.75cm</i>
TOPS WITH 2 SECTIONS	 90x400cm / 120x400cm	 120x400cm	
TOPS WITH 3 SECTIONS	 90x560cm / 120x560cm	 120x560cm	
TOPS WITH 4 SECTIONS	 90x720cm / 120x720cm	 120x720cm	
TOPS WITH 5 SECTIONS	 90x880cm / 120x880cm	 120x880cm	

ACCESSORIES

To achieve a full functionality, PLANIA tables can be customized with a wide range of practical accessories and solutions. Desk dividers or screens for more privacy and acoustic comfort, electrical points, chargers for your devices and cable management solutions.

CABLE MANAGEMENT

					
Wireless induction charger	USB charger with 2 ports	On top schuko socket	On top schuko socket + USB-A + USB-C	Plastic cable grommet with cover	Brushed aluminum grommet with cover
					
Cut-out with lid for top access	Custom cut-out on tabletop	Under top cable tray	Velcro cable clamp	Column for cable management	

LEG OPTIONS

		
Aluminum tube (colours M1, M2)	Solid oak (natural or stained)	Solid walnut (natural)

TABLE HEIGHTS

		
H.75cm	H.90cm	H.104cm

FLEXIBLE LEG POSITION

In some occasions you may need to move the position of the leg. The PLANIA table system allows to fix them in any position.

Check that the chosen position does not affect the stability of the table.



Rever

Designed by
Mario Ruiz

EN • Designed by Mario Ruiz, REVER is an elegant, timeless and very comfortable armchair, capable of working as a key piece in the work space, improving concentration with its superlative comfort and, at the same time, coexisting in the domestic space as an essential element in the construction of a peaceful interior, with character and very welcoming.

ES • Diseñada por Mario Ruiz, REVER es una butaca elegante, atemporal y muy cómoda, capaz de funcionar como una pieza clave en el espacio de trabajo, acompañando y mejorando la concentración con su confort superlativo y, al mismo tiempo, convivir en el espacio doméstico como un elemento imprescindible en la construcción de un interior apacible, con carácter y muy acogedor.

FR • Conçu par Mario Ruiz, REVER est un fauteuil élégant, intemporel et très confortable, capable de fonctionner comme une pièce maîtresse dans l'espace de travail, accompagnant et améliorant la concentration grâce à son confort superlatif et, en même temps, coexistant dans l'espace domestique comme un élément essentiel dans la construction d'un intérieur paisible, avec du caractère et très accueillant.



Rever

● GREENGUARD CERTIFIED

OVERVIEW



Swivel lounge armchair with high back
H.105cm / W.80cm / D.81cm



Swivel lounge armchair with medium back
H.88,5cm / W.80cm / D.76cm



Ottoman
H.43cm / W.62cm / D.62cm

BACKRESTS VERSIONS



Oak shell



Walnut shell



Upholstered shell

BASE OPTIONS



Black



White



Polished

FINISHES

UPHOLSTERY	Available in all the upholstery materials indicated in the finishes book.	Page 294
ALUMINUM BASE	In black micro-textured powder coat as standard. Polished finish or micro-textured powder coated in white are available upon request.	Page 324
OUTER WOODEN COVER	In all the oak or walnut finishes of our swatch card.	Page 326

OPTIONS



Optional reclining backrest



Stiks

Designed by
Christophe Pillet

EN • Designed by Christophe Pillet, STIKS is a collection of versatile tables originated by the combination of an original central base with four wooden legs with tabletops available in different formats and materials. The bases have oak wooden legs and are available in two heights: 40cm and 75cm. Its essential design together with the warmth of natural wood facilitate its integration in multiple spaces and contexts.

ES • Diseñada por Christophe Pillet, STIKS es una colección de mesas versátiles que nacen de la combinación de una original base central de cuatro patas de madera con encimeras disponibles en diferentes formatos y materiales. Las bases se fabrican con patas de madera de roble y están disponibles en dos alturas: 40cm y 75cm. Su diseño esencial junto a la calidez de la madera natural facilitan su integración en múltiples espacios y contextos.

FR • Conçue par Christophe Pillet, STIKS est une collection polyvalente de tables qui naît de la combinaison d'une base centrale en bois originale à quatre branches, et de plateaux de table aux formats et matériaux différents. Les piètements sont fabriqués en deux hauteurs : 40cm et 75cm, et sont en bois de chêne naturel. Leur design intrinsèque et l'aspect chaleureux du bois la rends idéale pour un usage au sein d'une grande variété d'espaces et de contextes.



Stiks

OVERVIEW



Table base H.75cm
H.72cm / W.70cm / D.Ø70cm

- Ø70cm
- Ø80cm
- Ø90cm
- Ø100cm



Table base H.40cm
H.38cm / W.52cm / D.52cm

- Ø60cm
- Ø70cm
- Ø80cm

FINISHES

BASES	Are produced in solid beech or oak and are available in any of the beech and oak finishes or lacquered in colours W1 and W2 from the wood swatch card.	Page 326
TABLETOPS	Available in oak veneer, walnut veneer, solid HPL, solid HPL STONES, solid FENIX®, FENIX® laminated and lacquered MDF in colours W1 and W2 from our tabletops swatch card.	Page 336



Sui

Designed by
Carlos Tiscar

EN • SUI is a collection of tables for transversal use that stands out for its refined and timeless design that emerges from the rapport between the flat and curved surfaces. The result is an elegant, essential and versatile table that harmoniously blends in with all kinds of spaces and environments. The SUI tables are entirely manufactured with an aluminum frame that makes them light but sturdy and corrosion resistant at the same time.

ES • SUI es una amplia colección de mesas de uso transversal que destacan por su diseño depurado y atemporal que nace del diálogo entre las superficies planas y curvadas. El resultado es una mesa versátil, elegante y esencial que armoniza con todo tipo de espacios, usos y ambientes. La estructura de las mesas SUI esta íntegramente fabricada de aluminio, lo cual hace a las mesas ligeras pero a la vez robustas y resistentes a la corrosión.

FR • SUI est une collection de tables ayant un design transversal et intemporel aux lignes pures, née du rapport entre surfaces arrondies et plates. Le résultat en est une table d'une élégance subtile, qui se fond harmonieusement dans tout genre d'espace et environnements. Les tables SUI sont entièrement fabriquées à base de structures en aluminium, qui les rendent légères mais, à la fois, robustes et résistantes à la corrosion.



Sui



OVERVIEW




TABLETOP FORMATS	70	80	90	100	120	140	160	180	200	220	240
70	●			●	●	●					
80		●		●	●	●	●	●	●	●	
90			●			●	●	●	●	●	●
100				●					●	●	●
120					●				●	●	●


FINISHES

FRAMES	Made of aluminum. Micro-textured powder coated in colours M1 and M2 from the metallic swatch card.	Page 324
TABLETOPS	Available in oak veneer, walnut veneer, solid HPL, solid HPL STONES, solid FENIX® and lacquered MDF in colours W1 and W2 from our tabletops swatch card.	Page 336

CABLE MANAGEMENT



ACCESSORIES



Sun

Designed by
Studio Inclass

EN • SUN is a collection of stools designed for transversal use in all kinds of spaces and contexts. The functionality together with an attractive and essential design are the hallmarks of this versatile collection. The stools are manufactured with frames in three heights. The seats are available in different versions: fully upholstered, solid oak, solid walnut and lacquered MDF.

ES • SUN es una colección de taburetes diseñados para un uso transversal en todo tipo de espacios y contextos. La funcionalidad junto a un diseño atractivo son las señas de identidad de esta versátil colección. Los taburetes se fabrican con estructuras en tres alturas y los asientos están disponibles en diferentes versiones: tapizados, de madera de roble o nogal macizo y de MDF lacado.

FR • SUN est une collection de tabourets conçus pour une utilisation transversale dans toutes sortes d'espaces et de contextes. Fonctionnalité associée à un design attrayant et essentiel sont les maîtres mots de cette collection polyvalente. Les tabourets sont fabriqués avec des structures en trois hauteurs et les sièges sont disponibles en différentes versions: rembourrés, en chêne ou en noyer massif et en MDF laqué.



Sun

● GREENGUARD CERTIFIED

OVERVIEW



SEATS



FINISHES

LACQUERED SEATS Available in colours W1 and W2 from the wood swatch card. Page 326

WOODEN SEATS Available in solid oak or solid walnut in any of the finishes from the wood swatch card. Page 326

UPHOLSTERED SEATS Available in all the upholstery materials indicated in the finishes book. Page 294

STEEL FRAMES In chrome or micro-textured powder coated in colours M1 and M2 from the metallic swatch card. Page 324



Taia

Designed by
Simon Pengelly

EN • Designed by Simon Pengelly, TAIA is a wide collection of versatile armchairs characterized by its timeless design of flowing and enveloping shapes. A complete family of chairs that seeks a transversal use, functionality and comfort. The different chairs are generated by combining comfortable seats with a wide range of different bases that allow different functionalities keeping a common aesthetic.

ES • Diseñada por Simon Pengelly, TAIA es una amplia colección de sillones versátiles que se caracterizan por su diseño atemporal de formas envolventes y fluidas. Una completa familia de sillas que busca la transversalidad de uso, la funcionalidad y el confort. Las diferentes sillas se generan combinando cómodos asientos con una amplia gama de bases diversas que permiten diferentes funcionalidades manteniendo siempre una estética común.













FR • Conçue par Simon Pengelly, TAIA est une large collection de fauteuils polyvalents caractérisés par leur design intemporel avec des formes fluides et enveloppantes. Une famille complète de chaises qui recherche une utilisation transversale, une fonctionnalité et un confort. Les différentes chaises sont générées en combinant des sièges confortables avec une large gamme de bases différentes qui permettent différentes fonctionnalités tout en conservant toujours une esthétique commune.



Taia

● GREENGUARD CERTIFIED

OVERVIEW

 Rod frame H.77cm / W.60cm / D.57cm	 Cantilever base H.77cm / W.60cm / D.55cm	 4 steel leg frame H.79cm / W.60cm / D.56,5cm	 4 plastic leg frame H.80cm / W.60cm / D.56cm	 4 wooden leg frame H.79cm / W.60cm / D.55cm	 4 spoke wooden swivel base H.76cm / W.60cm / D.55cm
 4 spoke steel swivel base H.77cm / W.60cm / D.55cm	 5 spoke steel swivel base + casters H.78cm / W.60cm / D.62cm	 4 leg frame + casters H.79cm / W.60cm / D.55cm	 5 spoke aluminum swivel base + casters + gas lift H.83-74cm / W.68cm / D.66cm	 High armchair with 4 leg frame H.112cm / W.60cm / D.63,5cm	 Medium armchair with 4 leg frame H.102cm / W.60cm / D.53cm

SEAT SHELL OPTIONS

 Plastic monoshell	 Plastic monoshell + upholstered seat	 Tight upholstered monoshell	 Soft upholstered monoshell
--	---	--	---

FINISHES

UPHOLSTERY	Available in all the upholstery materials indicated in the finishes book.	Page 294
METAL FRAMES	In chrome or micro-textured powder coated in colours M1 and M2 from the metallic swatch card. The die cast aluminum swivel bases are available in polished finishing or micro-textured powder coated paint in black or white.	Page 324
WOODEN LEGS	Produced in solid oak and are available in any of the oak finishes from the wood swatch card.	Page 326
PLASTIC	Available in colours PP1 from the polypropylene swatch card.	Page 330



Tao

Designed by
Studio Inclass

EN • TAO is a collection of stools with a minimalist and timeless design inspired by the aesthetics of oriental architecture. The collection comprises stools, with either a wooden or upholstered seats, available in three heights. The wooden seats are offered in lacquered colours or in beech, oak and walnut veneers. The upholstered seats are available with three different upholstery patterns.

ES • TAO es una colección de taburetes, con diseño atemporal, que se inspira en la estética de la arquitectura oriental. La colección consta de taburetes con asientos de madera o tapizados, disponibles en dos alturas. Los asientos de madera se ofrecen en colores lacados o en chapas de haya, roble y nogal. Los asientos tapizados están disponibles con tres patrones de tapicería diferentes.


FR • TAO est une collection de tabourets au design minimaliste et intemporel, inspirée de l'esthétique de l'architecture orientale. La collection se compose de tabourets avec des assises en bois ou rembourrées, disponibles en deux hauteurs. Les assises en bois sont offertes en couleurs laquées ou en placages de hêtre, chêne et noyer. Les assises rembourrées sont disponibles avec trois types de rembourrage différents.



Tao

● GREENGUARD CERTIFIED

OVERVIEW



UPHOLSTERY OPTIONS



Plain



Cross stitching



Diamond stitching



Horizontal stitching

FINISHES

WOODEN SEATS	Available in beech, oak and walnut veneer in any of the finishes or lacquered in colours W1 and W2 from the wood swatch card.	Page 326
UPHOLSTERED SEATS	Available in all the upholstery materials indicated in the finishes book. The upholstery of the seats is available with four different patterns: plain, cross stitching, diamond shaped stitching or horizontal stitching.	Page 294
STEEL FRAMES	In chrome or micro-textured powder coated in colours M1 and M2 from the metallic swatch card.	Page 324



TAO

Tetris

Designed by
Studio Inclass

EN • TETRIS is a modular sofa system that stands out for its minimalist, balanced and timeless aesthetic. Its essential design and the wide variety of available formats facilitate its integration into the most diverse spaces. The family includes sofas, modular seats, occasional tables, and sofas with privacy screens that are ideal for creating intimate spaces in offices, co-working spaces, or lounge areas.

ES • TETRIS es un sistema modular de sofás que destaca por su estética minimalista, equilibrada y atemporal. Su diseño esencial y la amplia variedad de formatos disponibles facilitan su integración en los más diversos espacios. La familia incluye sofás, asientos modulares, mesas auxiliares y sofás con mamparas de privacidad que son ideales para crear espacios íntimos en oficinas abiertas, espacios de coworking o áreas de descanso.
















FR • TETRIS est un système de canapé modulable qui se distingue par son esthétique minimaliste, équilibrée et intemporelle. Son design essentiel et la grande variété de formats disponibles facilitent son intégration dans les espaces les plus divers. La famille comprend des tables d'appoint et des canapés avec panneaux de confidentialité, idéaux pour créer des espaces intimes dans des bureaux ouverts, des espaces de co-working ou des zones lounges.



Tetris



OVERVIEW

 Seat H.42.5cm / W.60cm, 80cm, 100cm, 120cm, 160cm, 200cm / D.80cm	 Seat with backrest H.74cm / W.60cm, 80cm, 100cm, 120cm, 160cm, 200cm / D.80cm	 Seat with corner backrest H.74cm / W.80cm / D.80cm	 Armchair with arms W.10cm H.74cm / W.80cm / D.80cm	 Armchair with arms W.20cm H.74cm / W.100cm / D.80cm
 Sofa with arms W.10cm H.74cm / W.120cm, 160cm, 200cm / D.80cm	 Sofa with arms W.20cm H.74cm / W.160cm, 200cm, 240cm / D.80cm	 Sofa with arm W.10cm (right or left) H.74cm / W.170cm, 210cm / D.80cm	 Sofa with arm W.20cm (right or left) H.74cm / W.180cm, 220cm / D.80cm	
 Seat with left backrest and right table H.74cm / W.120cm, 160cm, 200cm / D.80cm	 Seat with right backrest and left table H.74cm / W.120cm, 160cm, 200cm / D.80cm	 Seat with left backrest H.74cm / W.160cm, 200cm / D.80cm	 Seat with right backrest H.74cm / W.160cm, 200cm / D.80cm	
 Side table H.38cm / W.80cm / D.80cm	 Coffee table H.38cm / W.120cm / D.80cm			

OPTIONS

 Privacy screen with 3 sides H.130cm / W.130cm, 170cm, 210cm / D.85cm	 Privacy screen for back side H.130cm / W.60cm, 80cm, 120cm, 160cm, 200cm / D.5cm	 Side arm for sofa with privacy screen W.15cm
--	--	--

FINISHES

UPHOLSTERY	Available in all the upholstery materials indicated in the finishes book.	Page 294
STEEL LEGS	Micro-textured powder coated in colours M1 and M2 from the metallic swatch card.	Page 324
TABLETOPS	Available in oak veneer in any of the finishes or lacquered in colours W1 and W2 from the wood swatch card.	Page 336

Unnia

Designed by
Simon Pengelly

EN • Designed by Simon Pengelly, UNNIA is an extensive collection of versatile chairs, armchairs, stools and benches with a unique concept of colour and finish combinations. Its design allows plastic or upholstered seats and backrests to be combined, in one or two colours, with a varied range of bases of different functionality.




















ES • Diseñada por Simon Pengelly, UNNIA es una extensa y versátil colección de sillas, sillones, taburetes y bancadas con un concepto único de combinación de colores y acabados. El diseño permite la combinación de asientos y respaldos de plástico o tapizados, en uno o dos colores, con una amplia gama de bases que permiten diferentes funcionalidades.

FR • Conçue par Simon Pengelly, UNNIA est une vaste collection de chaises, fauteuils, tabourets et poutres, dévoilant un concept unique de combinaisons de couleurs et de finitions. Son design permet de combiner assises et dossiers en plastique ou tapissés, en une ou deux couleurs, avec un grand choix de piètements à fonctionnalités différentes.



● STACKABLE ● GREENGUARD CERTIFIED

OVERVIEW

 Chair 4 leg frame H.80cm / W.55cm / D.58cm	 Chair 4 leg frame + writing tablet H.80cm / W.58cm / D.62,5cm	 Armchair 4 leg frame H.80cm / W.55cm / D.58cm	 Swivel chair 4 spoke wooden base H.80,5cm / W.47cm / D.55cm		
 Chair sled frame H.80cm / W.55cm / D.58cm	 Chair sled frame + writing tablet H.80cm / W.58cm / D.62,5cm	 Armchair sled frame H.80cm / W.55cm / D.58cm	 Swivel chair 4 spoke steel base H.80,5cm / W.47cm / D.50cm	 Swivel armchair 4 spoke steel base H.80,5cm / W.56,5cm / D.50cm	
 Swivel chair 5 spoke steel base + casters H.80,5cm / W.60cm / D.64cm	 Swivel armchair 5 spoke steel base + casters H.80,5cm / W.60cm / D.64cm	 Swivel chair 4 spoke aluminum base H.79cm / W.51,5cm / D.51,5cm	 Swivel armchair 4 spoke aluminum base H.79cm / W.56,5cm / D.51,5cm	 Swivel chair 5 spoke aluminum base + casters H.91-79cm / W.66cm / D.69cm	 Swivel armchair 5 spoke aluminum base + casters H.91-79cm / W.66cm / D.69cm
 Medium stool with sled frame H.100cm / W.55cm / D.50cm	 High stool with sled frame H.110cm / W.55cm / D.50cm	 Bench 2-5 seater H.81cm / W.104cm, 161cm, 218cm, 275cm / D.51cm		OPTIONS	
					

FINISHES

UPHOLSTERY	Available in all the upholstery materials indicated in the finishes book.	Page 294
METAL FRAMES	In chrome or micro-textured powder coated in colours M1 and M2 from the metallic swatch card. The die cast aluminum swivel bases are available in polished finishing or micro-textured powder coated paint in black or white.	Page 324
WOODEN LEGS	Produced in solid oak and available in any of the oak finishes from the wood swatch card.	Page 326
PLASTIC SEATS & BACKS	Available in colours PP1 from the polypropylene swatch card.	Page 330



Unnia

Tapiz

Designed by
Simon Pengelly

EN • The UNNIA TAPIZ collection groups all the versions with upholstered seat and back in the UNNIA range, thus completing an extensive family of versatile chairs. The collection shares the same philosophy of customization as the UNNIA collection with plastic seats and backs. This is the possibility of combining seats, backrests and arms with a wide range of bases to create endless custom designs with different functionalities.

ES • La colección UNNIA TAPIZ agrupa todas las versiones con asiento y respaldo tapizados de la gama UNNIA, completando así una extensa familia de sillas versátiles. La colección comparte la misma filosofía de personalización que la colección UNNIA con asientos y respaldos de plástico. Esto da la posibilidad de combinar asientos, respaldos y brazos con una amplia gama de bases para crear infinitos diseños personalizados con diferentes funcionalidades.





























FR • La collection UNNIA TAPIZ regroupe toutes les versions d'assises et dossiers tapissés au sein de la famille UNNIA, complétant ainsi une vaste gamme de sièges polyvalents. Cette collection partage la même philosophie que la collection plastique quant aux possibilités de combinaisons d'assises, dossiers et accoudoirs, avec un large choix de piètements, pour créer d'innombrables projets customisés, aux fonctionnalités différentes.



Unnia Tapiz

● STACKABLE ● GREENGUARD CERTIFIED

OVERVIEW

 Chair 4 leg frame H.80,5cm / W.55cm / D.51cm	 Chair 4 leg frame + writing tablet H.80,5cm / W.58cm / D.62,5cm	 Armchair 4 leg H.80,5cm / W.58cm / D.51cm	 Armchair 4 leg + upholstered arms H.80,5cm / W.58cm / D.51cm	 Swivel chair 4 spoke wooden base H.80,5cm / W.47cm / D.50cm	 Swivel armchair 4 spoke wooden base + upholstered arms H.80,5cm / W.58cm / D.50cm
 Chair sled frame H.80,5cm / W.55cm / D.49cm	 Chair sled frame + writing tablet H.80,5cm / W.58cm / D.62,5cm	 Armchair sled frame H.80,5cm / W.58cm / D.51cm	 Armchair sled frame + upholstered arms H.81cm / W.56cm / D.50cm	 High stool with sled frame H.110cm / W.55cm / D.50cm	 Medium stool with sled frame H.100cm / W.55cm / D.50cm
 Swivel chair 4 spoke steel base H.80,5cm / W.47cm / D.50cm	 Swivel armchair 4 spoke steel base + upholstered arms H.80,5cm / W.56,5cm / D.50cm	 Swivel armchair 4 spoke steel base + steel arms H.80,5cm / W.56,5cm / D.50cm	 Swivel chair 5 spoke steel base + casters H.81,5cm / W.60cm / D.64cm	 Swivel armchair 5 spoke steel base + casters + upholstered arms H.81,5cm / W.60cm / D.64cm	 Swivel armchair 5 spoke steel base + casters + steel arms H.81,5cm / W.66cm / D.66cm
 Swivel chair 4 spoke aluminum base H.79cm / W.52,5cm / D.52,5cm	 Swivel armchair 4 spoke aluminum base + upholstered arms H.79cm / W.56,5cm / D.52,5cm	 Swivel armchair 4 spoke aluminum base + steel arms H.79cm / W.56,5cm / D.52,5cm	 Swivel chair 5 spoke aluminum base + casters H.85,5-75,5cm / W.66cm / D.69cm	 Swivel armchair 5 spoke aluminum base + casters + upholstered arms H.85,5-75,5cm / W.66cm / D.69cm	 Swivel armchair 5 spoke aluminum base + casters + steel arms H.85,5-75,5cm / W.66cm / D.66cm
 Bench 2-5 seater H.81cm / W.104cm, 161cm, 218cm, 275cm / D.52cm					
<h3>ACCESSORIES</h3> <div style="display: flex; justify-content: space-around; align-items: center;"> <div style="text-align: center;">  Reinforced sled frame </div> <div style="text-align: center;">  Linking clips </div> <div style="text-align: center;">  Trolley </div> </div>					

FINISHES

UPHOLSTERY	Available in all the upholstery materials indicated in the finishes book.	Page 294
METAL FRAMES	In chrome or micro-textured powder coated in colours M1 and M2 from the metallic swatch card. The die cast aluminum swivel bases are available in polished finishing or micro-textured powder coated paint in black or white.	Page 324
WOODEN LEGS	Produced in solid oak and available in any of the oak finishes from the wood swatch card.	Page 326



Varya

Designed by
Simon Pengelly


EN • Designed by Simon Pengelly, the VARYA collection is a truly transversal and functional family of chairs that easily crosses the boundary between public and domestic spaces. The VARYA family configure one of the largest and most complete ranges on the market. With an elegant and refined design, VARYA allows to furnish different types of spaces with the same family of seating, keeping always coherent project aesthetic. Different, chairs, armchairs, stools and benches are generated by combining comfortable seats with an extense range bases.

ES • Diseñada por Simon Pengelly, la colección VARYA es una familia de sillas verdaderamente transversal y funcional que cruza fácilmente el límite entre los espacios públicos y domésticos. La familia VARYA ofrece una de las gamas más extensas y completas del mercado. Con un diseño elegante y depurado, VARYA permite amueblar diferentes tipos de espacios con la misma familia de asientos, manteniendo una estética de proyecto siempre coherente. Diferentes sillas, sillones, taburetes y bancos se generan combinando cómodos asientos de silueta elegante con una amplia gama de bases.

FR • Conçue par Simon Pengelly, la collection VARYA est une famille de chaises véritablement transversale et fonctionnelle qui franchit facilement la frontière entre les espaces publics et domestiques. La famille VARYA propose l'une des gammes les plus vaste et complètes du marché. Avec un design élégant et raffiné, VARYA vous permet de meubler différents types d'espaces avec la même famille de sièges, en maintenant une esthétique de projet toujours cohérente. Différentes chaises, fauteuils, tabourets et bancs sont générés en combinant des sièges confortables avec une silhouette élégante et une large gamme de bases.



Varya

















Varya

● STACKABLE ● GREENGUARD CERTIFIED

OVERVIEW

 Chair 4 leg frame H.81,5cm / W.57,5cm / D.51,5cm	 Armchair 4 leg frame H.81cm / W.61cm / D.51,5cm	 Chair (non stackable) 4 leg frame H.81cm / W.47,5cm / D.50cm	 Chair 4 wooden leg frame H.81,5cm / W.46,5cm / D.50cm	 Chair 4 plastic leg frame H.81,5cm / W.47,5cm / D.50cm
 Chair Sled frame H.81cm / W.55cm / D.50cm	 Armchair Sled frame H.81cm / W.63cm / D.50cm	 Chair Cantilever base H.81cm / W.52cm / D.54cm	 Armchair Cantilever base H.81cm / W.54cm / D.54cm	 High chair 4 leg frame H.112cm / W.46,5cm / D.50cm
 Counter chair 4 leg frame H.102cm / W.46,5cm / D.49cm	 Swivel chair 4 spoke steel base H.81cm / W.48cm / D.50cm	 Swivel armchair 4 spoke steel base H.81cm / W.57cm / D.50cm	 Swivel chair 4 spoke aluminum base H.80,5cm / W.51,5cm / D.51,5cm	 Swivel armchair 4 spoke aluminum base H.80,5cm / W.57cm / D.51,5cm
 High chair Sled frame H.112cm / W.46,5cm / D.51,5cm	 Counter chair Sled frame H.102cm / W.46,5cm / D.49cm	 Swivel chair 4 spoke aluminum swivel base + casters H.80,5cm / W.51,5cm / D.51,5cm	 Swivel armchair 4 spoke aluminum swivel base + casters H.80,5cm / W.51,5cm / D.51,5cm	 Swivel chair 4 spoke aluminum swivel base + casters H.80,5cm / W.51,5cm / D.51,5cm
 Swivel armchair 4 spoke aluminum swivel base + casters H.80,5cm / W.51,5cm / D.51,5cm	 4 leg frame + casters H.81cm / W.49cm / D.52cm	 4 leg frame + casters + writing tablet + basket H.81cm / W.61cm / D.69cm		

OVERVIEW

 High stool Sled frame H.101cm / W.44cm / D.50,5cm	 Medium stool Sled frame H.91cm / W.41,5cm / D.44cm	 High stool Swivel base H.101cm / W.40,5cm / D.43cm	 Medium stool Swivel base H.91cm / W.41cm / D.43cm	 High stool 4 leg frame H.101cm / W.45,5cm / D.48cm	 Medium stool 4 leg frame H.91cm / W.42cm / D.45cm	 High stool 4 wooden leg frame H.101cm / W.41cm / D.43cm	 Medium stool 4 wooden leg frame H.91cm / W.41cm / D.45,5cm
 Bench 2-5 seater H.81cm / W.104cm, 161cm, 218cm, 275cm / D.52cm				ACCESSORIES			
				 Reinforced sled frame	 Linking clips	 Trolley	
FINISHES				UPHOLSTERY OPTIONS			
METAL FRAMES	In chrome or micro-textured powder coated in colours M1 and M2 from the metallic swatch card. The die cast aluminum swivel bases are available in polished finishing or micro-textured powder coated paint in black or white.			Page 324			 Fixed seat panel
WOODEN LEGS	Produced in solid oak and available in any of the oak finishes from the wood swatch card.			Page 326			
PLASTIC	Available in colours PP1 from the polypropylene swatch card.			Page 330			
UPHOLSTERY	Available in all the upholstery materials indicated in the finishes book.			Page 294			
				 Removable upholstered seat cushion			

Varya

Tapiz

Designed by
Simon Pengelly

EN • The VARYA TAPIZ collection gathers all the upholstered versions in the VARYA family keeping the same transversal and timeless spirit of the collection with plastic seats. With its many versions, the collection configure one of the largest and most complete ranges on the market.

ES • La colección VARYA TAPIZ reúne todas las versiones tapizadas de la familia VARYA manteniendo el mismo espíritu transversal y atemporal que caracteriza a la colección con asientos de plástico. Con sus numerosas versiones, la colección se configura como una de las gamas más grandes y completas del mercado.

FR • La collection VARYA TAPIZ rassemble toutes les versions rembourrées de la famille VARYA tout en conservant le même esprit intemporel et transversal qui caractérise la collection avec des sièges en plastique. Avec ses nombreuses versions, la collection est configurée comme l'une des gammes les plus importantes et les plus complètes du marché.



Varya Tapiz




Varya Tapiz

● STACKABLE ● GREENGUARD CERTIFIED

OVERVIEW

 Chair 4 leg frame H.81cm / W.57cm / D.51,5cm	 Armchair 4 leg frame H.81cm / W.61cm / D.51,5cm	 Chair (non stackable) 4 leg frame H.82cm / W.48cm / D.50cm	 Chair 4 wooden leg frame H.81cm / W.48cm / D.49cm	 Chair 4 plastic leg frame H.81cm / W.48cm / D.50cm
 Chair Sled frame H.81cm / W.55,5cm / D.50cm	 Armchair Sled frame H.81cm / W.63cm / D.50cm	 Chair Cantilever base H.81cm / W.52cm / D.54cm	 Armchair Cantilever base H.81cm / W.54cm / D.54cm	 High chair 4 leg frame H.112cm / W.46,5cm / D.50cm
 Swivel chair 4 spoke steel base H.81cm / W.48cm / D.50cm	 Swivel armchair 4 spoke steel base H.81cm / W.57cm / D.50cm	 Swivel chair 4 spoke aluminum base H.80,5cm / W.51,5cm / D.51,5cm	 Swivel armchair 4 spoke aluminum base H.80,5cm / W.57cm / D.51,5cm	 High chair Sled frame H.112cm / W.46,5cm / D.51,5cm
 Swivel chair 4 spoke aluminum swivel base + casters H.80,5cm / W.51,5cm / D.51,5cm	 Swivel armchair 4 spoke aluminum swivel base + casters H.80,5cm / W.57cm / D.51,5cm	 Swivel chair 5 spoke aluminum swivel base + casters H.87,5-76,5cm / W.65cm / D.65cm	 Swivel armchair 5 spoke aluminum swivel base + casters H.87,5-76,5cm / W.65cm / D.65cm	 4 leg frame + casters H.81cm / W.49cm / D.52cm
				 Counter chair Sled frame H.102cm / W.46,5cm / D.49cm

OVERVIEW

 High stool Sled frame H.101cm / W.44cm / D.47cm	 Medium stool Sled frame H.91cm / W.41,5cm / D.43cm	 High stool Swivel base H.102cm / W.41,5cm / D.43cm	 Medium stool Swivel base H.91cm / W.41cm / D.43cm	 High stool 4 leg frame H.101cm / W.45,5cm / D.48cm	 Medium stool 4 leg frame H.91cm / W.42cm / D.45cm	 High stool 4 wooden leg H.101cm / W.41cm / D.45,5cm	 Medium stool 4 wooden leg H.91cm / W.41cm / D.45,5cm
 Bench 2-5 seater H.81cm / W.104cm, 161cm, 218cm, 275cm / D.52cm				UPHOLSTERY OPTIONS			
							
FINISHES				ACCESSORIES			
METAL FRAMES	In chrome or micro-textured powder coated in colours M1 and M2 from the metallic swatch card. The die cast aluminum swivel bases are available in polished finishing or micro-textured powder coated paint in black or white.			Page 324			
WOODEN LEGS	Are produced in solid oak and are available in any of the oak finishes from the wood swatch card.			Page 326			
PLASTIC	Available in colours PP1 from the polypropylene swatch card.			Page 330			
UPHOLSTERY	Available in all the upholstery materials indicated in the finishes book. The shells are available with four versions of upholstery: straight, soft, quilted or with horizontal seams.			Page 294			
							
				Reinforced sled frame	Linking clips	Trolley	

Varya

Wood

Designed by
Simon Pengelly

EN • The VARYA WOOD collection is a transversal collection of wooden shell chairs, stools and benches that expands the possibilities of the wide VARYA family keeping the same transversal, refined and timeless spirit. With a neutral yet friendly and welcoming design thanks to the use of natural wood veneers, this collection is designed to inspire cosy and versatile environments in both residential and public spaces. Different chairs, armchairs, stools and benches are generated by combining sleek wooden seats with an extense range of bases configuring one of the largest and most complete families on the market.

ES • La colección VARYA WOOD es una colección transversal de sillas de madera, taburetes y bancos que amplía las posibilidades de la familia VARYA manteniendo el mismo espíritu transversal, refinado y atemporal. Con un diseño neutral pero amigable y acogedor gracias al uso de chapas de madera natural, esta colección está diseñada para inspirar ambientes acogedores y versátiles tanto en espacios residenciales como públicos. Diferentes sillas, sillones, taburetes y bancos se generan combinando elegantes asientos de madera con una amplia gama de bases que configuran una de las familias más grandes y completas del mercado.

FR • La collection VARYA WOOD est une collection transversale de chaises, tabourets et bancs en bois qui élargit les possibilités de la vaste famille VARYA tout en conservant le même esprit transversal, raffiné et intemporel. Avec un design neutre mais convivial et accueillant grâce à l'utilisation de placages en bois naturel, cette collection est conçue pour inspirer des environnements confortables et polyvalents dans les espaces résidentiels et publics. Différentes chaises, fauteuils, tabourets et bancs sont générés en combinant d'élégants sièges en bois avec une large gamme de bases qui constituent l'une des familles les plus grandes et les plus complètes du marché.




















Varya Wood











● STACKABLE ● GREENGUARD CERTIFIED

OVERVIEW

 Chair 4 leg frame H.81cm / W.57cm / D.51,5cm	 Chair 4 leg frame + writing tablet H.81cm / W.57cm / D.51,5cm	 Armchair 4 leg frame H.81cm / W.61cm / D.52cm	 Chair Sled frame H.81cm / W.56cm / D.50cm	 Chair Sled frame + writing tablet H.81cm / W.56cm / D.50cm	 Armchair Sled frame H.81cm / W.63cm / D.50cm
 Chair (non stackable) 4 leg frame H.81cm / W.48cm / D.50cm	 Chair 4 wooden leg frame H.80,5cm / W.48cm / D.50,5cm	 Swivel chair 4 spoke steel base H.81cm / W.48cm / D.50cm	 Swivel armchair 4 spoke steel base H.81cm / W.57cm / D.50cm	 Swivel chair 4 spoke aluminum base H.80,5cm / W.51,5cm / D.51,5cm	 Swivel armchair 4 spoke aluminum base H.80,5cm / W.57cm / D.51,5cm
 Swivel chair 4 spoke aluminum swivel base + casters H.82,5cm / W.51,5cm / D.51,5cm	 Swivel armchair 4 spoke aluminum swivel base + casters H.82,5cm / W.57cm / D.51,5cm	 Swivel chair 5 spoke aluminum swivel base + casters H.89-77cm / W.65cm / D.65cm	 Swivel armchair 5 spoke aluminum swivel base + casters H.89-77cm / W.65cm / D.65cm	 Bench 2-5 seater H.81cm / W.104cm, 161cm, 218cm, 275cm / D.52cm	

OVERVIEW

 High stool Sled frame H.101cm / W.44cm / D.47cm	 Medium stool Sled frame H.91cm / W.41,5cm / D.43cm	 High stool Swivel base H.101cm / W.41cm / D.43cm	 Medium stool Swivel base H.91cm / W.41cm / D.43cm	 High stool 4 leg frame H.101cm / W.45,5cm / D.48cm	 Medium stool 4 leg frame H.91cm / W.42cm / D.45cm	 High stool 4 wooden leg H.101cm / W.41cm / D.45,5cm	 Medium stool 4 wooden leg H.91cm / W.41cm / D.45,5cm
--	---	---	--	---	--	--	---

SEAT SHELLS

 Beech veneer	 Oak veneer	 Walnut veneer
---	---	--

UPHOLSTERY

 Upholstered seat pad

FINISHES

METAL FRAMES	In chrome or micro-textured powder coated in colours M1 and M2 from the metallic swatch card. The die cast aluminum swivel bases are available in polished finishing or micro-textured powder coated paint in black or white.	Page 324
WOODEN LEGS	Produced in solid oak and are available in any of the oak finishes from the wood swatch card.	Page 326
WOODEN SHELLS	Available in any of the beech, oak and walnut finishes from the wood swatch card.	Page 326
UPHOLSTERY	Available in all the upholstery materials indicated in the finishes book.	Page 294

Varya

XL

Designed by
Simon Pengelly

EN • Designed by Simon Pengelly, the VARYA XL collection was born with the aim of completing the extense VARYA family with a new collection of seats with wider dimensions that provide extra comfort as well as new functionalities. Both collections, VARYA and VARYA XL make up a complete and extense family of versatile and customizable chairs that stand out for their essential and timeless design and are easily integrated into different spaces and contexts.

ES • Diseñada por Simon Pengelly, la colección VARYA XL nace con el objetivo de completar la extensa familia VARYA con una nueva colección de asientos de dimensiones más generosas que aportan un confort extra así como nuevas funcionalidades. Ambas colecciones, configuran una completa y amplia familia de sillas versátiles y personalizables que destacan por su diseño esencial y atemporal y que se integran con facilidad en espacios y contextos diversos.

FR • Conçue par Simon Pengelly, la collection VARYA XL a été créée dans le but de compléter la vaste famille VARYA avec une nouvelle collection de sièges aux dimensions plus généreuses qui offrent un confort accru ainsi que de nouvelles fonctionnalités. Les deux collections constituent une famille complète et étendue de chaises polyvalentes et personnalisables qui se distinguent par leur design essentiel et intemporel et qui s'intègrent facilement dans différents espaces et contextes.



















Varya XL



● STACKABLE ● GREENGUARD CERTIFIED

OVERVIEW

 4 leg frame H.81,5cm / W.60cm / D.52cm	 4 leg frame Non stackable armchair H.82,5cm / W.67cm / D.52,5cm	 4 leg frame Stackable armchair H.82,5cm / W.69cm / D.52,5cm	 Sled frame H.81,5cm / W.61cm / D.50cm	
 4 leg frame (non stackable) H.82,5cm / W.52cm / D.50cm	 4 plastic leg frame H.83cm / W.52cm / D.50cm	 4 wooden leg frame H.82,5cm / W.52cm / D.50cm	 4 spoke wooden swivel base H.81cm / W.52cm / D.50cm	 4 spoke wooden swivel base + arms H.81cm / W.67,5cm / D.50cm
 4 spoke aluminum swivel base H.85cm / W.52cm / D.51cm	 4 spoke aluminum swivel base + arms H.85cm / W.67,5cm / D.51cm	 5 spoke aluminum swivel base + casters + gas lift H.87-75cm / W.61,5cm / D.64cm	 5 spoke aluminum swivel base + casters + gas lift + arms H.87-75cm / W.67,5cm / D.64cm	
 4 leg frame + casters + basket H.83cm / W.52cm / D.53cm	 4 leg frame + casters + basket + writing tablet H.83cm / W.61cm / D.69cm	 Bench 2-5 seater H.81cm / W.104cm, 161cm, 218cm, 275cm / D.52cm		

UPHOLSTERY OPTIONS




ARMPAD OPTIONS



Wooden arm pad

Aluminum arm pad

ACCESSORIES



Linking clips

Trolley

FINISHES

METAL FRAMES	In chrome or micro-textured powder coated in colours M1 and M2 from the metallic swatch card. The die cast aluminum swivel bases are available in polished finishing or micro-textured powder coated paint in black or white.	Page 324
WOODEN LEGS	Are produced in solid oak and are available in any of the oak finishes from the wood swatch card.	Page 326
PLASTIC	Surface with a matt non-slip micro texture. Available in colours PP1 from our polypropylene swatch card.	Page 330
UPHOLSTERY	Available in all the upholstery materials indicated in the finishes book. The mono-shells are available with four versions of upholstery: straight, soft, quilted or with horizontal seams.	Page 294

Wabao

Designed by
Florent Coirier

EN • Designed by Florent Coirier, the WABAO collection is born from the pursuit of refinement and beauty. The collection is a synthesis of organic design, timeless elegance, and functionality. Comprising four elements: lounge armchair, armchair, pouf and side table, this collection combines elegance with sustainability and functionality. Its smooth, enveloping and organic lines radiate warmth and harmony while providing a welcoming comfort.

ES • Diseñada por Florent Coirier, la colección WABAO nace de la búsqueda del refinamiento y la belleza. La colección es una síntesis de diseño orgánico, elegancia atemporal y funcionalidad. Compuesta por cuatro elementos: sillón lounge, butaca, puf y mesa auxiliar, esta colección combina elegancia con sostenibilidad y funcionalidad. Sus líneas suaves, envolventes y orgánicas irradian calidez y armonía a la vez que proporcionan un confort acogedor.

FR • Conçue par Florent Coirier, la collection WABAO est née d'une quête de raffinement et de beauté. La collection est une synthèse de design organique, d'élégance intemporelle et de fonctionnalité. Composée de quatre éléments : chaise longue, fauteuil, pouf et table d'appoint, cette collection fusionne l'élégance, la durabilité et la fonctionnalité. Ses lignes douces, captivantes et organiques répandent chaleur et harmonie tout en offrant un confort agréable.



Wabao

OVERVIEW

 <p>Multipurpose armchair H.80cm / W.59,5cm / D.60cm</p>	 <p>Lounge armchair H.78cm / W.84cm / D.75,5cm</p>	 <p>Side table H.37cm / W.53cm / D.66cm</p>	 <p>Pouf H.42cm / W.57cm / D.46cm</p>
--	--	---	---

FINISHES

UPHOLSTERY	Available in all the upholstery materials indicated in the finishes book.	Page 294
TABLETOPS	Available oak veneer, walnut veneer, solid HPL, solid HPL STONES, solid FENIX® and lacquered MDF in colours W1 and W2 from our tabletops swatch card.	Page 336



Wudi

Designed by
Francesc Rifé

EN • Wudi is a collection of armchairs, benches and side tables for lounge areas that combine tradition and modernity through the use of wood. The armchair is a timeless and comfortable design, characterized by its expressive armrests. A backrest supported by a fabric stretched like a sail contributes to the light and relaxed spirit of the piece.

ES • Wudi es una colección de butacas, bancos y mesas auxiliares para zonas lounge que combinan tradición y modernidad a través del uso de la madera. La butaca es un diseño elegante, atemporal y cómodo, caracterizado por unos brazos expresivos. Un respaldo que se apoya sobre un tejido tensado a modo de vela contribuye al espíritu ligero y relajado de la pieza.

FR • Wudi est une collection de fauteuils, canapés et tables d'appoint pour les espaces lounge qui allient tradition et modernité grâce à l'utilisation du bois. Le fauteuil dévoile un design élégant, intemporel et confortable, caractérisé par des accoudoirs expressifs. Un dossier soutenu par un tissu tendu comme une voile contribue à l'esprit léger et décontracté de la pièce.




Wudi

OVERVIEW

 <p>Armchair H.74,5cm / W.75,5cm / D.77cm</p>	 <p>2 seater sofa W135cm H.74,5cm / W.136cm / D.77cm</p>	 <p>Ottoman 60x45cm H.41cm / W.61cm / D.47cm</p>	 <p>Ottoman bench 120x45cm H.41cm / W.121cm / D.47cm</p>
 <p>Side table 60x45cm H.33,5cm / W.120cm / D.45cm</p>	 <p>Side table 60x45cm with magazine rack H.33,5cm / W.120cm / D.45cm</p>	 <p>Coffee table 120x45cm H.33,5cm / W.120cm / D.45cm</p>	 <p>Coffee table 120x45cm with magazine rack H.33,5cm / W.120cm / D.45cm</p>

UPHOLSTERY OPTION



Back support in different material.

FINISHES

UPHOLSTERY	Removable upholstery available in all the upholstery materials indicated in the finishes book. Optionally the back support can be upholstered in a different material.	Page 294
TABLETOPS	In any of the oak finishes from the oak swatch card.	Page 336
WOODEN FRAMES	In any of the oak finishes from the oak swatch card.	Page 326



Xail

Designed by
Studio Inclass

EN • XAIL is a collection of armchairs for lounge areas that are characterized by their comfort and a timeless design of essential elegance. A generous seat characterized by its relaxed and flowing shape can be combined with different bases to configure welcoming armchairs to rest and unwind. XAIL seat shells are available with three upholstery options: standard, with horizontal stitching or soft.

ES • XAIL es una colección de butacas para zonas lounge que se caracterizan por su comodidad y un diseño atemporal de elegancia esencial. Un amplio asiento caracterizado por su formas relajada y fluida que puede combinarse con diferentes bases para configurar acogedores sillones para descansar y desconectar. Las carcasas de los asientos XAIL están disponibles con tres opciones de tapizado: estándar, con costuras horizontales o soft.







FR • XAIL est une collection de fauteuils pour les espaces lounge qui se caractérisent par leur confort et un design intemporel d'une élégance essentielle. Un siège généreux caractérisé par sa forme décontractée et fluide qui peut être combiné avec différents piétements pour configurer des fauteuils accueillants pour se reposer et se détendre. Les coques XAIL sont disponibles avec trois options de tapisserie : standard, avec surpiqûres horizontales ou souple.









● GREENGUARD CERTIFIED

OVERVIEW

TIGHT UPHOLSTERY

					
Lounge armchair with sled frame H:76,5cm / W:66cm / D:71cm	Lounge armchair with 4 leg frame and wooden arms H:76,5cm / W:79cm / D:71cm	Lounge armchair with 4 leg frame and upholstered arms H:76,5cm / W:79cm / D:71cm	Lounge armchair with 4 spoke aluminum base H:76,5cm / W:62cm / D:71cm	Lounge armchair with 4 spoke aluminum base and wooden arms H:76,5cm / W:79cm / D:71cm	Lounge armchair with 4 spoke aluminum base and upholstered arms H:76,5cm / W:79cm / D:71cm

HORIZONTAL STITCHING UPHOLSTERY

					
Lounge armchair with sled frame H:76,5cm / W:66cm / D:71cm	Lounge armchair with 4 leg frame and wooden arms H:76,5cm / W:79cm / D:71cm	Lounge armchair with 4 leg frame and upholstered arms H:76,5cm / W:79cm / D:71cm	Lounge armchair with 4 spoke aluminum base H:76,5cm / W:62cm / D:71cm	Lounge armchair with 4 spoke aluminum base and wooden arms H:76,5cm / W:79cm / D:71cm	Lounge armchair with 4 spoke aluminum base and upholstered arms H:76,5cm / W:79cm / D:71cm

SOFT UPHOLSTERY

					
Lounge armchair with sled frame H:77cm / W:66cm / D:71,5cm	Lounge armchair with 4 leg frame and wooden arms H:77cm / W:79cm / D:71,5cm	Lounge armchair with 4 leg frame and upholstered arms H:77cm / W:79cm / D:71,5cm	Lounge armchair with 4 spoke aluminum base H:77cm / W:62cm / D:71,5cm	Lounge armchair with 4 spoke aluminum base and wooden arms H:76,5cm / W:79cm / D:71,5cm	Lounge armchair with 4 spoke aluminum base and upholstered arms H:76,5cm / W:79cm / D:71,5cm

FINISHES

UPHOLSTERY	Available in all the upholstery materials indicated in the finishes book.	Page 294
STEEL FRAMES	Micro-textured powder coated in colours M1 and M2 from the metallic swatch card.	Page 324
ALUMINUM BASES	Micro-textured powder coated in colours M1 and M2 from the metallic swatch card or polished finish.	Page 324
WOODEN ARM PADS	Produced in solid oak and are available in any of the oak finishes from the wood swatch card.	Page 326





Finishes




This section shows an overview of all our finishes for the different materials.

The tone and colour of the finishes shown are for guidance only and may differ from the real finishes due to variations in printing. For an accurate view of the finishes please refer to our sample cards with real physical samples.

Upholstery

All our upholstered products are locally handcrafted, making each piece unique.



G1 - ASIS

TECHNICAL DATA

Composition:
100% polyester

Light fastness:
5 - 6, ISO 105 B02, Method 2

Abrasion:
100.000 Martindale EN ISO 12947-2

Resistance to pilling:
4 - 5, ISO 12945-2

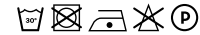
Rubbing fastness in humid state:
4, ISO 105-X12

Rubbing solvents:
4, ISO 105-X12

Tear strength:
Warp 140N,
Weft 110N, EN ISO 13937-3

Flammability:
EN 1021 - 1/2
BS 5852 0
BS 7176 Low Hazard
CAL TB 117 Section 1
NFPA 260 Class 1
Regulation n° 118 UNECE Annexed 6
IMO MSC.307 (88) Annexed I Part 8

Width: 140cm
Weight: 335gr/m²



***Batch to batch variations may occur within commercial tolerances.

- The real colours and tones of the fabrics may differ from the digital image due to the scan process and the colour calibration of the different screens. Always request real fabric samples before ordering.
- Consult our Fabric and Leather Matrix to know about the availability of this material by product line.

COLOURS



G2 - JORDAN ^{NEW}

TECHNICAL DATA

Composition:
100% polyester

Light fastness:
5, ISO 105 B02

Abrasion:
100.000 Martindale EN ISO 12947- 1, 2

Resistance to pilling:
4 - 5, ISO 12945-2

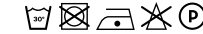
Fastness to rubbing:
Wet 5
Dry 5, ISO 105 - X12

Tear strength:
Warp 180, 2N
Weft 174, 3N, EN ISO 13937-3

Seam slippage:
Warp 1,6N
Weft 2,0N, EN ISO 13936-2

Tensile strength:
Warp 1257N
Weft 1189N, EN ISO 13934-1

Width: ±146cm
Weight: ±360gr/m²



***Batch to batch variations may occur within commercial tolerances.

- The real colours and tones of the fabrics may differ from the digital image due to the scan process and the colour calibration of the different screens. Always request real fabric samples before ordering.
- Consult our Fabric and Leather Matrix to know about the availability of this material by product line.

COLOURS



TECHNICAL DATA

Composition:
95% PES, 5% cotton

Light fastness:
5-6, UNE 40187 - BS1006-B2

Abrasion:
>38.000 Martindale EN ISO 12947-2

Resistance to pilling:
4 - 5, ISO 12945-1

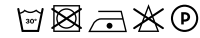
Rubbing fastness in humid state:
4 - 5, ISO 105-D01

Rubbing solvents:
4 - 5, ISO 105-D01

Tear strength:
Warp 2mm
Wet 2,1mm, EN ISO 13937-2

Characteristics:
Instalimp® treatment.

Width: ±140cm
Weight: ±445gr/m²



***Batch to batch variations may occur within commercial tolerances.



- The real colours and tones of the fabrics may differ from the digital image due to the scan process and the colour calibration of the different screens. Always request real fabric samples before ordering.
- Consult our Fabric and Leather Matrix to know about the availability of this material by product line.

COLOURS



TECHNICAL DATA

Composition:
100% polyester

Light fastness:
5, ISO 105 B02, Method 2

Abrasion:
90.000 Martindale EN ISO 12947-2

Resistance to pilling:
4 - 5, ISO 12945-2

Rubbing fastness in humid state:
5, ISO 105-X12

Rubbing solvents:
4 - 5, ISO 105-X12

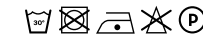
Tear strength:
Warp 3,7mm
Weft 4,0mm, EN ISO 13936-2

Seam strength:
Warp 75,6N
Weft 65,1N, EN ISO 13937-3

Flammability:
EN 1021-1 (cigarette)

Environment:
OEKO - TEX® Standard 100

Width: 140cm
Weight: 250gr/m²



***Batch to batch variations may occur within commercial tolerances.



- The real colours and tones of the fabrics may differ from the digital image due to the scan process and the colour calibration of the different screens. Always request real fabric samples before ordering.
- Consult our Fabric and Leather Matrix to know about the availability of this material by product line.

COLOURS



G2 - PIXEL

TECHNICAL DATA

Composition:
100% polyolefin

Light fastness:
5 - 6, UNE-EN ISO 105-B02, Method 2

Abrasion:
40.000 Martindale EN ISO 12947-2

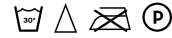
Resistance to pilling:
4 - 5, UNE-EN 12945-2

Dye fastness to rubbing:
Wet 4 - 5
Dry 4 - 5, UNE-EN ISO 105-X12

Tear resistance:
Warp 120N
Weft 130N UNE-EN ISO 13937-3

Flammability
EN 1021-1 (cigarette)
BS 5852-0 (cigarette)
CAL TB 117 Section 1
NFPA 260 Clase 1

Width: 140cm
Weight: 255gr/m²



***Batch to batch variations may occur within commercial tolerances.



- The real colours and tones of the fabrics may differ from the digital image due to the scan process and the colour calibration of the different screens. Always request real fabric samples before ordering.
- Consult our Fabric and Leather Matrix to know about the availability of this material by product line.

COLOURS



⌵ GO TO INDEX ⌵

G2 - CORA

TECHNICAL DATA

Composition:
100% polyester

Light fastness:
5 EN ISO 105-B02, Method2

Abrasion:
83.000 Martindale EN ISO 12947-1, 2

Resistance to pilling:
4, EN ISO 12945-2

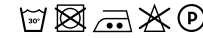
Rubbing fastness in humid state:
5, ISO 105-X12

Rubbing solvents:
5, ISO 105-X12

Seam strength:
Warp 2,5mm
Weft 3,7mm, ISO 13936-2

Tear strength:
Warp exceed 154,2N
Weft exceed 112,3N, EN ISO 13937-3

Width: 140cm
Weight: 330gr/m²



***Batch to batch variations may occur within commercial tolerances.



- The real colours and tones of the fabrics may differ from the digital image due to the scan process and the colour calibration of the different screens. Always request real fabric samples before ordering.
- Consult our Fabric and Leather Matrix to know about the availability of this material by product line.

COLOURS



⌵ GO TO INDEX ⌵

G2 - HILTON

TECHNICAL DATA

Composition:
100% polyester

Light fastness:
4, ISO 105 B02

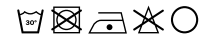
Abrasion:
>25.000 Martindale ISO 12947-2

Resistance to pilling:
4 - 5, ISO 12945-2

Tear strength:
Warp 63N
Weft 63N, ISO13937-3

Dye fastness to rubbing:
Weft 4 - 5, Dry 4 - 5, ISO 105X12

Width: 140cm
Weight: 380gr/m²



***Batch to batch variations may occur within commercial tolerances.



COLOURS



- The real colours and tones of the fabrics may differ from the digital image due to the scan process and the colour calibration of the different screens. Always request real fabric samples before ordering.
- Consult our Fabric and Leather Matrix to know about the availability of this material by product line.

⌞ GO TO INDEX ⌞

G2 - ADDO

TECHNICAL DATA

Composition:
80% polyester, 20% cotton

Light fastness:
5, ISO 105 B02, Method 2

Abrasion:
40.000 Martindale ISO 12947-1, 2

Resistance to pilling:
4, ISO 12945-2

Rubbing fastness in humid state:
3, ISO 105-X12

Rubbing solvents:
4 - 5, ISO 105-X12

Seam strength:
Warp 3mm
Weft 2mm, ISO 13936-2

Tear strength:
Warp exceed 175,1N
Weft exceed 120,7N, EN ISO 13937-3

Flammability:
EN 1021 - (cigarette)

Width: 140cm
Weight: 365gr/m²



***Batch to batch variations may occur within commercial tolerances.



- The real colours and tones of the fabrics may differ from the digital image due to the scan process and the colour calibration of the different screens. Always request real fabric samples before ordering.
- Consult our Fabric and Leather Matrix to know about the availability of this material by product line.

COLOURS



⌞ GO TO INDEX ⌞

TECHNICAL DATA

Composition:
71% polyester, 18% modacrylic,
8% recycled cotton, 3% polyamide

Light fastness:
4 - 5, ISO 105 B02

Abrasion:
60.000 Martindale ISO 12947

Resistance to pilling:
5, ISO 12945-2

Fastness to rubbing:
4 - 5, ISO 105-X12

Tensile strength:
>350N, ISO 13934-1

Tear strength:
>20N, BS 4303,
>3N, DIN 53859-5

Flammability:
EN 1021 - 1 (cigarette)
EN 1021 - 2 (match)
BS 5852 (cigarette)

Environment:
Oeko-Tex® standard 100

Characteristics:
Anti-stain protection.
Antibacterial and virus protection protection

Width: ±140cm
Weight: ±518gr/m



***Batch to batch variations may occur within commercial tolerances.



- The real colours and tones of the fabrics may differ from the digital image due to the scan process and the colour calibration of the different screens. Always request real fabric samples before ordering.
- Consult our Fabric and Leather Matrix to know about the availability of this material by product line.

COLOURS



TECHNICAL DATA

Composition:
98% recycled polyester, 2% polyester.

Light fastness:
5 - 8, ISO 105 B02

Abrasion:
100.000 Martindale ISO 12947-2

Resistance to pilling:
4 - 5, ISO 12945-2

Fastness to rubbing:
Wet 4 - 5,
Dry 4 - 5, ISO 105-X12

Flammability:
EN 1021 - 1 (cigarette)
EN 1021 - 2 (match)
CA TB 117-2013.
ASTM E 84 Class 1

Environment:
Oeko-Tex® standard 100
Complies with EU Ecolabel

Width: ±140cm
Weight: ±420gr/m²




***Batch to batch variations may occur within commercial tolerances.



- The real colours and tones of the fabrics may differ from the digital image due to the scan process and the colour calibration of the different screens. Always request real fabric samples before ordering.
- Consult our Fabric and Leather Matrix to know about the availability of this material by product line.

COLOURS



TECHNICAL DATA

Composition:
69% PES, 30% cotton, 1% polyamide

Light fastness:
4 - 5, ISO 105 B02

Abrasion:
70.000 Martindale ISO 12947 - BS 2543

Resistance to pilling:
4 - 5, ISO 12945-2

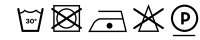
Fastness to rubbing:
Wet 4 - 5
Dry 4

Seam splingge:
Warp <3mm
Weft <4mm

Flammability:
BS 5852 Part 1

Environment:
Oeko-Tex® standard 100

Width: ±140cm
Weight: ±570gr/m²



***Batch to batch variations may occur within commercial tolerances.



- The real colours and tones of the fabrics may differ from the digital image due to the scan process and the colour calibration of the different screens. Always request real fabric samples before ordering.
- Consult our Fabric and Leather Matrix to know about the availability of this material by product line.

COLOURS



TECHNICAL DATA

Composition:
Topcoat: 70% Vinyl, 30% PU.
Backing: 100% Microfiber Polyester

Light fastness:
>4

Abrasion:
>100.000 Martindale

Breaking strength:
Warp >180N
Weft >330N, ISO 1421

Tear strength:
Warp >25N/cm
Weft >28N/cm, ISO 4674-1

Flex Bally:
>100.000 cycles

Width: ±140cm
Weight: ±853gr/m²



***Batch to batch variations may occur within commercial tolerances.

- The real colours and tones of the fabrics may differ from the digital image due to the scan process and the colour calibration of the different screens. Always request real fabric samples before ordering.
- Consult our Fabric and Leather Matrix to know about the availability of this material by product line.

COLOURS



G3 - RIVET

By Camira

TECHNICAL DATA

Composition:
100% REPREVE® recycled polyester

Light fastness:
6, EN ISO 105-B02, Method 3

Abrasion:
≥80.000 Martindale EN ISO 12947-2

Fastness to rubbing:
Wet 4
Dry 4, ISO 105 X12

Flammability:
EN 1021 - 1 (cigarette)
EN 1021 - 2 (match)
BS 7176 Low Hazard
UNI 9175 Class 1M

Environment:
Complies with EU Ecolabel.
Certificate Indoor Advantage™ Gold.

Width: 140cm
Weight: 280gr/m²




***Batch to batch variations may occur within commercial tolerances.



- The real colours and tones of the fabrics may differ from the digital image due to the scan process and the colour calibration of the different screens. Always request real fabric samples before ordering.
- Consult our Fabric and Leather Matrix to know about the availability of this material by product line.

COLOURS



26

G3 - ERA

By Camira

TECHNICAL DATA

Composition:
100% polyester

Light fastness:
5, EN ISO 105 B02

Abrasion:
≥100.000 Martindale EN ISO 12947

Fastness to rubbing:
Wet 4
Dry 4, ISO 105 X12

Flammability:
EN 1021 - 1 (cigarette)
EN 1021 - 2 (match)
BS 7176 Low Hazard
EN 13501-1 Adhered Class B, s1, d0
EN 13501-1 Un-adhered Class C, s1, d0

Environment:
OEKO-TEX® Standard 100
Certificate Indoor Advantage™ Gold

Width: 140cm
Weight: 320gr/m²



***Batch to batch variations may occur within commercial tolerances.



- The real colours and tones of the fabrics may differ from the digital image due to the scan process and the colour calibration of the different screens. Always request real fabric samples before ordering.
- Consult our Fabric and Leather Matrix to know about the availability of this material by product line.

COLOURS



19

TECHNICAL DATA

Composition:
100% polyester

Light fastness:
5 - 7, EN ISO 105 B02

Abrasion:
75.000 Martindale EN ISO 12947-2

Resistance to pilling:
4, EN ISO 12945-2

Fastness to rubbing:
Wet 4 - 5
Dry 4 - 5, ISO 105 X12

Flammability:
BS EN 1021 1&2 Cigarette and Match
BS EN 1021-1 Cigarette
BS 5852 Part 1 0,1 Cigarette and Match
BS 476 Part 7, class 2
Class Uno UNI 9174 - UNI 8457
ÖNORM B 3825-B2-3800-Q1 UK
CA TB 117
ASTM E 84

Environment:
Oeko-Tex® standard 100
100% free of heavy metals.

Width: 140cm
Weight: 510gr/m²



***Batch to batch variations may occur within commercial tolerances.



- The real colours and tones of the fabrics may differ from the digital image due to the scan process and the colour calibration of the different screens. Always request real fabric samples before ordering.
- Consult our Fabric and Leather Matrix to know about the availability of this material by product line.

COLOURS



⌞ GO TO INDEX ⌞

TECHNICAL DATA

Composition:
75% virgin wool, 25% flax

Light fastness:
5, ISO 105 B02

Abrasion:
≥50.000 Martindale EN ISO 12947-2:1999

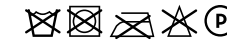
Resistance to pilling:
4 - 5, ISO 12945-2

Fastness to rubbing:
Wet 3.
Dry 4, ISO 105 X12

Flammability:
EN 1021 - 1 (cigarette)
EN 1021 - 2 (match)
BS 7176 Low Hazard
BS 5852 Ignition source 5
BS 7176 Medium Hazard
NF D 60-013
ÖNORM B 3825 & A 3800-1
UNI 9175 Class 1IM
BS 5867-2: Type B Curtains & Drapes
IMO FTP Code (Part 8)

Environment:
Complies with EU Ecolabel.
Certificate Indoor Advantage™ Gold.

Width: 140cm
Weight: 437gr/m²



***Batch to batch variations may occur within commercial tolerances.



- The real colours and tones of the fabrics may differ from the digital image due to the scan process and the colour calibration of the different screens. Always request real fabric samples before ordering.
- Consult our Fabric and Leather Matrix to know about the availability of this material by product line.

COLOURS



⌞ GO TO INDEX ⌞

G4 - CONNECT

By Gabriel

TECHNICAL DATA

Composition:
48% wool, 41% recycled polyester,
9% polyamide, 2% polyester

Light fastness:
5 - 7, EN ISO 105 B02

Abrasion:
90,000 Martindale EN ISO 12947-2

Resistance to pilling:
4 - 5, ISO 12945-2

Fastness to rubbing:
Wet 4 - 5
Dry 4 - 5, ISO 105 X12

Flammability:
EN 1021 - 1 (cigarette)
EN 1021 - 2 (match)
BS 5852 Crib 5
CA TB 117-2013
Class Uno UNI 9175 Class 11 EMME

Environment:
Oeko-Tex® standard 100
Complies with EU Ecolabel

Width: 140cm
Weight: 370gr/m²



***Batch to batch variations may occur within commercial tolerances.



- The real colours and tones of the fabrics may differ from the digital image due to the scan process and the colour calibration of the different screens. Always request real fabric samples before ordering.
- Consult our Fabric and Leather Matrix to know about the availability of this material by product line.

COLOURS



⌵ GO TO INDEX ⌵

G4 - VALENCIA

By Spradling

TECHNICAL DATA

Composition:
Topcoat: 100% Vinyl
Backing: 100% Polyester Hi-Loft2TM

Light fastness:
1000 hours, XENOTEST DIN 54004/NTC 1479

Abrasion:
300.000 cycles de Martindale EN ISO 12947 Part 2

Cold crack resistance:
-23°C

Characteristics:
Antimicrobial protection
Anibacterial protection
Antimycotic protection

Flammability:
EU: EN 1021 Part 1 y 2
ES: UNE 23.727-90 1R/M.2
FR: NF P 92-503/M2
DE: DIN 4102 B2
IT: UNI 9175 (1987) / UNI 9175/FA1 (1994) Classe 1.1M (UNO I EMME)
AT: ÖNORM B 3825, Gruppe 1 - Schwerbrennbares Verhalten
AT: ÖNORM A 3800 Teil 1, Qualmbildungsklasse Q1 - schwachqualmend
IMO FTP 2010 Code MSC.307 (88) Part 8 3.1 & 3.2
US: FMVSS 302
US: FAR 25/853 (MED) Marine Equipment Directive
ECE R118.02 (replaces Directive 95/28/CE) Annexes 6, 7 & 8
EN 71-2:2006+At:2007 - Toy safety - Parte 2: Inflammability

Width: 140cm
Weight: 685gr/m²



***Batch to batch variations may occur within commercial tolerances.



- The real colours and tones of the fabrics may differ from the digital image due to the scan process and the colour calibration of the different screens. Always request real fabric samples before ordering.
- Consult our Fabric and Leather Matrix to know about the availability of this material by product line.

COLOURS



⌵ GO TO INDEX ⌵

TECHNICAL DATA

Composition:
100% trevira CS

Light fastness:
5 - 7, EN ISO 105 B02

Abrasion:
100.000 Martindale EN ISO 12947

Resistance to pilling:
4 - 5, ISO 12945-2

Fastness to rubbing:
Wet 4 - 5
Dry 4 - 5, ISO 105 X12

Flammability:
IMO MSC 307(88) Annex 1 part 8
MED
Certificate IMO
DIN 4102 B1
NFP 92-503/504/505 M1
BS EN 1021 1&2 Cigarette and Match
BS EN 1021-1 Cigarette
BS 5852 Part 1 0,1 Cigarette and Match
BS 5852 Crib 5
ÖNORM B 3825-B1-3800-Q1 UK
FAR/JAR 25.853 (a) (i) (ii)
BS 7176 Medium hazard
AM 18 - NF D 60-013-(only for fabric)
CA TB 117-2013
Class Uno UNI 9175 Class 11 EMME
DIN EN 13501-1 B-s1,d0

Environment:
Oeko-Tex® standard 100
100% free of heavy metals.

Width: 140cm
Weight: 470gr/m²




***Batch to batch variations may occur within commercial tolerances.



- The real colours and tones of the fabrics may differ from the digital image due to the scan process and the colour calibration of the different screens. Always request real fabric samples before ordering.
- Consult our Fabric and Leather Matrix to know about the availability of this material by product line.

COLOURS



⌵ GO TO INDEX ⌵

TECHNICAL DATA

Composition:
Topcoat: 100% polyurethane.
Backing: 100% rayon

Light fastness:
40 hours, XENOTEST DIN 54004/NTC 1479

Abrasion:
≥300.000 Martindale EN ISO 12947 Part 2

Cold crack resistance:
-23°C

Characteristics:
Antibacterial protection

Flammability:
EU: EN 1021 Part 1 y 2
US: FMVSS 302
UK: BS 5852 Part 2 CRIB 5
IMO FTP 2010 Code MSC.307 (88) Part 8 3.1 & 3.2

Width: 140cm
Weight: 685gr/m²



***Batch to batch variations may occur within commercial tolerances.

COLOURS



⌵ GO TO INDEX ⌵

- The real colours and tones of the fabrics may differ from the digital image due to the scan process and the colour calibration of the different screens. Always request real fabric samples before ordering.
- Consult our Fabric and Leather Matrix to know about the availability of this material by product line.

TECHNICAL DATA

Composition:
95% virgin wool, 5% polyamide

Light fastness:
5, ISO 105-B02

Abrasion:
≥100.000 Martindale EN ISO 12947

Fastness to rubbing:
Wet 4
Dry 4, ISO 105 X12

Flammability:
EN 1021 - 1 (cigarette)
EN 1021 - 2 (match)
BS 7176 Low Hazard
NF D 60-013
ÖNORM B 3825 & A 3800-1 (sobre 58kg/m³
Foam CMHR)
UNI 9175 Classe 1IM
EN 13501-1 Adhered Class D, s1, d0
EN 13501-1 Un-adhered Class E, s2, d0
IMO FTP Code (Part 8)

Environment:
Complies with EU Ecolabel.
Certificate Indoor Advantage™ Gold

Width: ±140cm
Weight: ±400gr/m²



***Batch to batch variations may occur within commercial tolerances.



- The real colours and tones of the fabrics may differ from the digital image due to the scan process and the colour calibration of the different screens. Always request real fabric samples before ordering.
- Consult our Fabric and Leather Matrix to know about the availability of this material by product line.

COLOURS



⌵ GO TO INDEX ⌵

TECHNICAL DATA

Designer:
Giulio Ridolfo

Composition:
90% new wool, 10% nylon

Light fastness:
5 - 7, ISO 105-B02

Abrasion:
100.000 Martindale EN ISO 12947

Resistance to pilling:
4, EN ISO 12945

Flammability:
AS/NZS 1530.3
BS 5852 part 1
EN 1021-1/2
IMO FTP Code 2010: Part 8
NF D 60 013
NFPA 260
Önorm B1/Q1
UNI 9175 1IM
US Cal. Bull. 117-2013

Environment:
Complies with EU ecolabel "The Flower".
100% free of heavy metals.

Width: 140cm
Weight: 415gr/m²



***Batch to batch variations may occur within commercial tolerances.



- The real colours and tones of the fabrics may differ from the digital image due to the scan process and the colour calibration of the different screens. Always request real fabric samples before ordering.
- Consult our Fabric and Leather Matrix to know about the availability of this material by product line.

COLOURS



⌵ GO TO INDEX ⌵

G5 - CANVAS

By Kvadrat

TECHNICAL DATA

Designer:
Giulio Ridolfo

Composition:
90% new wool, 10% nylon

Light fastness:
5 - 7, ISO 105-B02

Abrasion:
100.000 Martindale EN ISO 12947

Resistance to pilling:
4 - 5, EN ISO 12945

Flammability:
AS/NZS 1530.3
BS 5852 Crib 5 when flameprotected
BS 5852, ignition source 3
BS 5852 part 1
DIN 4102 B2
IMO FTP Code 2010: Part 8
NF D 60 013
NFPA 260
Önorm B1/Q1
UNI 9175 11M
US Cal. Bull. 117-2013

Environment:
Complies with EU ecolabel "The Flower".
100% free of heavy metals.

Width: 140cm
Weight: 480gr/m²



***Batch to batch variations may occur within commercial tolerances.



- The real colours and tones of the fabrics may differ from the digital image due to the scan process and the colour calibration of the different screens. Always request real fabric samples before ordering.
- Consult our Fabric and Leather Matrix to know about the availability of this material by product line.

COLOURS



G6 - STEELCUT TRIO

By Kvadrat

FINISHES

TECHNICAL DATA

Designer:
Frans Dijkmeijer and Giulio Ridolfo

Composition:
90% new wool, 10% nylon

Light fastness:
5 - 7, ISO 105-B02

Abrasion:
100.000 Martindale EN ISO 12947

Resistance to pilling:
4, EN ISO 12945

Flammability:
AS/NZS 1530.3
AS/NZS 3837 class 2
BS 5852 part 1
DIN 4102 B2
EN 1021-1/2
IMO FTP Code 2010: Part 8
NF D 60 013
NFPA 260
Önorm B1/Q1
UNI 9175 11M
US Cal. Bull. 117-2013

Environment:
Complies with EU ecolabel "The Flower".
100% free of heavy metals.

Width: 140cm
Weight: 770 gr/m²




***Batch to batch variations may occur within commercial tolerances.



- The real colours and tones of the fabrics may differ from the digital image due to the scan process and the colour calibration of the different screens. Always request real fabric samples before ordering.
- Consult our Fabric and Leather Matrix to know about the availability of this material by product line.

COLOURS



TECHNICAL DATA

Designer:
Louise Sigvardt & Tone Barnung

Composition:
92% new wool, 8% nylon

Light fastness:
5 - 7, ISO 105-B02

Abrasion:
60.000 Martindale EN ISO 12947

Resistance to pilling:
4 - 5, EN ISO 12945

Flammability:
AS/NZS 3837 class 2
ASTM E84 Class A Adhered
ASTM E84 Class A Unadhered
BS 5852 part 1
EN 1021-1/2
IMO FTP Code 2010:Part 8
NF D 60 013
NFPA 260
ÖNORM B1/Q1
UNI 9175 11M
US Cal. Bull. 117-2013

Environment:
Complies with EU ecolabel "The Flower".
100% free of heavy metals.

Width: 140cm
Weight: 500gr/m²




***Batch to batch variations may occur within commercial tolerances.



- The real colours and tones of the fabrics may differ from the digital image due to the scan process and the colour calibration of the different screens. Always request real fabric samples before ordering.
- Consult our Fabric and Leather Matrix to know about the availability of this material by product line.

COLOURS



271

TECHNICAL DATA

Designer:
Nanna Ditzel

Composition:
70% new wool, 30% viscose

Light fastness:
5 - 7, ISO 105-B02

Abrasion:
100.000 Martindale EN ISO 12947

Resistance to pilling:
3, EN ISO 12945

Flammability:
AS/NZS 1530.3
AS/NZS 3837
BS 5852 Crib 5
BS5852 part 1
DIN 4102 B2
EN 1021-1/2
IMO FTP Code 2010: Part 8
NF D 60 013
NFPA 260
Önorm B1/Q1
UNI 9175 11M
US Cal. Bull. 117 - 2013

Environment:
Complies with EU ecolabel "The Flower".

Width: 140cm
Weight: 795gr/m²




***Batch to batch variations may occur within commercial tolerances.



- The real colours and tones of the fabrics may differ from the digital image due to the scan process and the colour calibration of the different screens. Always request real fabric samples before ordering.
- Consult our Fabric and Leather Matrix to know about the availability of this material by product line.

COLOURS



687

G10 - PIEL

TECHNICAL DATA

Composition:
Cow leather

Light fastness:
≥4/5, UNI EN ISO 105B02

Fastness to rubbing:
Wet ≥4 (150 cycles).
Dry ≥4 (500 cycles).
Perspiration ≥4 (80 cycles), UNI EN ISO 11640 - 11641 (pH8)

Tear strength:
>20N, EN ISO 3377-1

Determination of PH:
>3,5, EN ISO 4045

Adhesion of the finish:
≥2, UNI EN ISO 11644

Determination of dry ex resistance:
Without damage, UNI EN ISO 5402

Flammability:
Ignition source 0 (cigarette)
Ignition source 1 (match)
BS 5852-1979
BS EN 1021-1-2

Thickness:
0,9 - 1,1mm

Average surface:
4,8 - 5,0m²

Maintenance:
Wash with neutral soap and water or with a cleaning product for leather.

***Batch to batch variations may occur within commercial tolerances.

- The real colours and tones of the fabrics may differ from the digital image due to the scan process and the colour calibration of the different screens. Always request real fabric samples before ordering.
- Consult our Fabric and Leather Matrix to know about the availability of this material by product line.

COLOURS



G11 - PIEL

TECHNICAL DATA

Composition:
Cow leather

Light fastness:
≥5, UNI EN ISO 105B02

Fastness to rubbing:
Wet ≥4 (80 cycles)
Dry ≥4 (500 cycles)
Perspiration ≥4 (50 cycles), UNI EN ISO 11640 - 11641

Tear strength:
≥20N, EN ISO 3377-1

Determination of PH:
≥3,5 ≤0,7 EN ISO 4045

Adhesion of the finish:
≥2,5N / 10mm, UNI EN ISO 11644

Determination of dry ex resistance:
>50.000 cycles, UNI EN ISO 5402-1

Flammability:
Ignition source 0 (cigarette)
Ignition source 1 (match), BS 5852-1:79

Thickness:
0,9 - 1,1mm

Average surface:
4,8 - 5,0m²

Maintenance:
Wash with neutral soap and water or with a cleaning product for leather.

***Batch to batch variations may occur within commercial tolerances.

- The real colours and tones of the fabrics may differ from the digital image due to the scan process and the colour calibration of the different screens. Always request real fabric samples before ordering.
- Consult our Fabric and Leather Matrix to know about the availability of this material by product line.

COLOURS



Metal finishes

Metal finishes

We offer a wide palette of metal finishes that are priced by grades. M1 colours, M2 colours and chrome.

M1 COLOURS



B00

Aluminium

W01

CHROME



Chrome

M2 COLOURS




M56

V92

B40

B36

G49



M38

V74

B44

G42

Rust Grey



Y62

M44

M82

P70

Rust Brown

Wood finishes

INCLASS offers a wide variety of finishes for its wood products. Natural beech, oak and walnut woods are offered in different hues. Lacquered woods are offered in a wide variety of colours divided in two price grades W1 and W2.




Stained wood

Veneer / Solid


BEECH



Natural stain




Walnut stain




Wenge stain


OAK




Natural stain



Walnut stain




Wenge stain



Black stain

WALNUT



Natural stain


Lacquered wood

Lacquered colours

W1 COLOURS



B00



W01

W2 COLOURS



M56



V92



B40



B36



G49



M38



V74



B44



G42



Y62



M44



M82




P70

Polypropylene


Polypropylene is a 100% recyclable material.

Polypropylene finishes

Colours PP1



ECOPLAS: 100% RECYCLED POLYPROPYLENE



* ECOPLAS polypropylene finishes come from 100% recycled plastic.

Rotomolded Polyethylene

Rotomolded polyethylene items are suitable for indoor and outdoor use.



Rotomolded Polyethylene

Polyethylene colours

PE1 STANDARD SOLID COLOURS



G49 Anthracite



G42 Grey



M82 Stone




B00* Black




W01 White

PE2 COMPOSED COLOURS



Rust Brown



Concrete

*B00 Black colour 100% recycled material

Rotomolded Polyethylene

Painted polyethylene colours

PE3 STANDARD PAINTED COLOURS



M56*



V92*



B40*



B36*



M38*



V74*



B44*



G49*



Y62*



M44*



M82*




P70*



G42*

*100% recycled material
**Standard in matt finish. Optionally available in gloss finish.

PE4 METALLIC



Silver



Gold



Copper

PE5 BESPOKE

OPTIONALLY they can be finished in all the colours of the RAL sample card, both in gloss and matt.

Tabletops



Wood veneer

BEECH



Natural stain




Walnut stain



Wenge stain

OAK




Natural stain



Walnut stain




Wenge stain



Black stain

WALNUT




Natural stain

Lacquered MDF

W1 COLOURS



B00



W01

W2 COLOURS



M56



V92



B40



B36



G49



M38



V74



B44



G42



Y62



M44




M82



P70

Miscellaneous materials

MELAMINE



White



Oak

FENIX® LAMINATE



Grigio Bromo
0724



Verde Comodoro
0750




Beige Arizona
0748

SOLID HPL · 12mm black core




Black



White

SOLID HPL 12mm white core



White

SOLID HPL 12mm sand core



Sand

SOLID FENIX® 12mm black core



Black

SOLID HPL STONES · 12mm




Dark brown Samas
3482



Light brown Pulpis
3447



White Olimpo
3493



Download
the digital version



www.inclass.es

Ctra. Estación s/n
Pol. I-4 P5 Ap. Correos 466
03330 Crevillente - Alicante

hello@inclass.es
+34 96 540 52 30

INCLASS