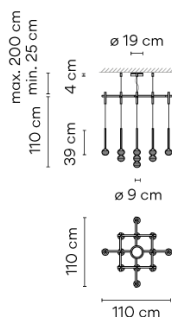
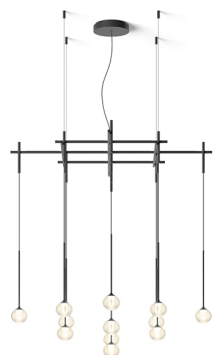


### Model Sheet



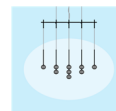
**Optional : Extra cable length**  
Min. quantity, upcharge and extra lead time apply [EN]

<b>Finish</b>	<div> <div></div> 93 White RAL 9016                 <div></div> 18 Graphite ADAPTA RF 9913 WX             </div>
<b>LED temperature color</b>	2700 K
<b>Dimming</b>	DALI 1-10V Push <b>Optional</b> Casambi Min. quantity, upcharge and extra lead time apply [EN]
<b>Installation type</b>	Surface Canopy
<b>Materials</b>	Sphere: Blown glass Glass fastening: Aluminum Diffuser: Polycarbonate Pendant structure: Steel
<b>Light source</b>	13 x LED 3,15W 1050mA F
<b>LED</b>	CRI>80 4059 lm 99 2700 K
<b>Driver</b>	CC - Constant Current 1050 100~240 V 50/60 HZ
<b>Remarks</b>	Request built-in canopy at <a href="http://www.vibia.com">www.vibia.com</a> The steel cables that go from the structure to the ceiling are the only ones that allow the height of the lamp to be adjusted. The installation manual describes how to do this and how to cut the cables.
<b>Application</b>	Hanging lamps
<b>Packaging</b>	2 Box 1.089 m x 1.089 m x 0.18 m Gross weight 18.2 Net weight 11.85 Vol. 0.3344

#### Lighting effect

##### General Lighting

Lamp for general lighting that equally distributes the light in all directions.



#### Photometric Data

<b>Efficiency</b>	49.28%
<b>Coordinate System</b>	CG
<b>Total Flux</b>	4059.64 lm
<b>Maximum Value</b>	139.40 cd/klm

#### Other Applications

