



18404/0

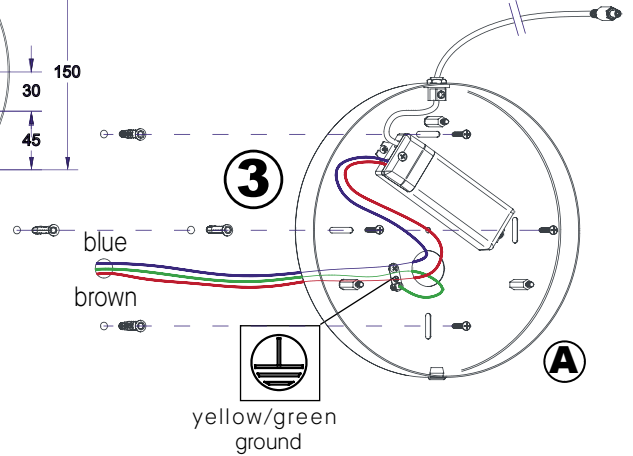
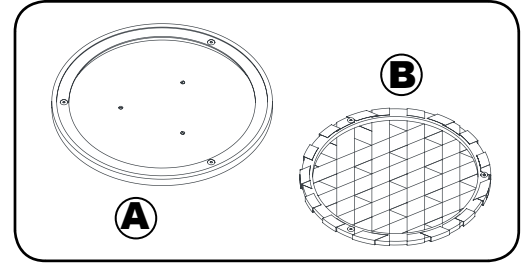
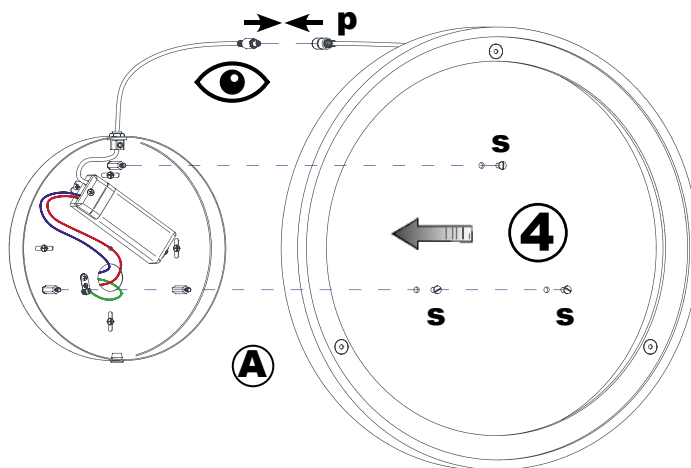
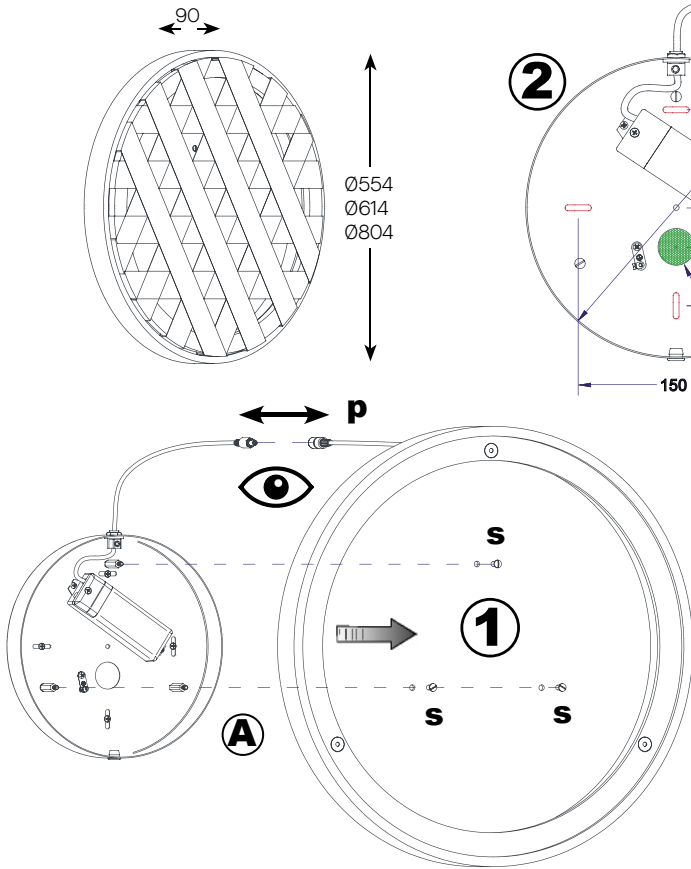
Datos Técnicos

Luminaria fija de superficie.
 Corriente de entrada AC 230V 50-60Hz.
 Tira de LED 24V - 16W, 22W, 29W.
 2700 K, CRI 90, 3 SMC, xxx, lm.

Technical data

Fixed surface luminaire
 AC input current 230V 50-60Hz.
 Strip LED 24V - 16W, 22W, 29W.
 2700 K, CRI 90, 3 SMC, xxx lm..

Lista de partes.
 Bill of materials.



1 En el conjunto (A) tendremos liberar el soporte de fijación a pared, retirando los tornillos (S) y desconectando el cable (P) que los une.
 1 In the set (A) we will have to release the wall fixing bracket, removing the screws (S) and disconnecting the cable (P) that joins them.

2 Instalar el soporte de fijación a pared.
 2 Install the wall fixing bracket.

3 Realizar el conexionado a la instalación eléctrica usando los bornes habilitados para cada tipo de cable.
 3 Make the connection to the electrical installation using the terminals enabled for each type of cable.

4 Volver a ensamblar las partes del conjunto (A), usando los tornillos (S) y finalizar volviendo a conectar el cable (P).
 4 Reassemble the parts of the assembly (A), using the screws (S) and finish by reconnecting the cable (P).

5 Unir los conjuntos (A) y (B) encarando los elementos magnéticos entre sí.
 5 Join the sets (A) and (B) facing the magnetic elements to each other.

