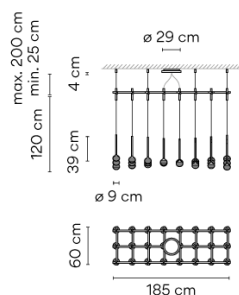
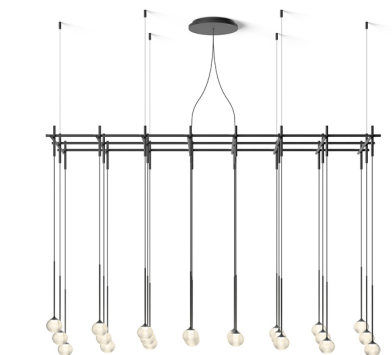


Model Sheet



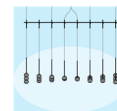
Optional : Extra cable length
Min. quantity, upcharge and extra lead time apply [EN]

Finish	18 Graphite ADAPTA RF 9913 WX
	93 White RAL 9016
LED temperature color	2700 K
Dimming	DALI 1-10V Push Optional Casambi Min. quantity, upcharge and extra lead time apply [EN]
Installation type	Surface Canopy
Materials	Sphere: Blown glass Glass fastening: Aluminum Diffuser: Polycarbonate Pendant structure: Steel
Light source	24 x LED 3,15W 1050mA F
LED	CRI>90 7495 lm 99 2700 K
Driver	CC - Constant Current 1050 100~240 V 50/60 HZ
Remarks	Request built-in canopy at www.vibia.com The steel cables that go from the structure to the ceiling are the only ones that allow the height of the lamp to be adjusted. The installation manual describes how to do this and how to cut the cables.
Application	Hanging lamps
Packaging	2 Box 1.927 m x 0.686 m x 0.18 m Gross weight 27.7 Net weight 22.1 Vol. 0.3589

Lighting effect

General Lighting

Lamp for general lighting that equally distributes the light in all directions.



Photometric Data

Total Flux 7495 lm

Other Applications

