

viccarbe

Copa

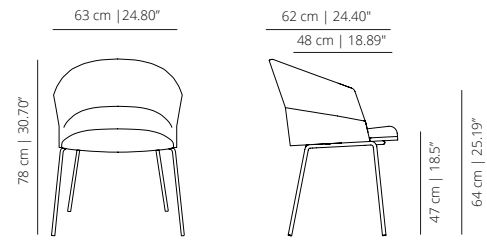
Designed by Ramos&Bassols

Technical info - EN

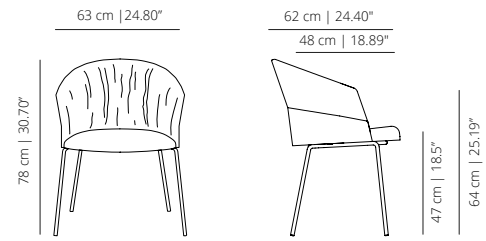
V01

METAL BASE

COME chair

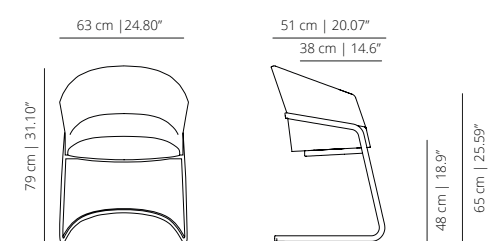


COMES soft chair

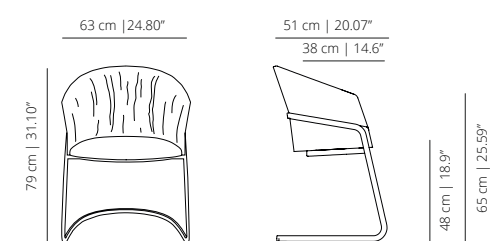


CANTILEVER BASE

COCL chair

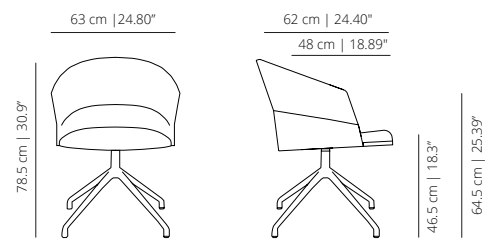


COCLS soft chair

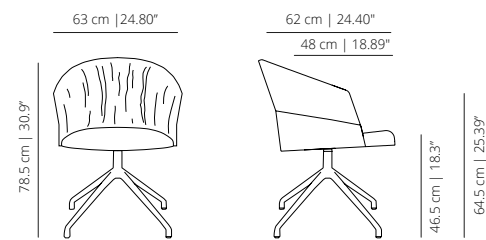


PYRAMID BASE

COPI chair

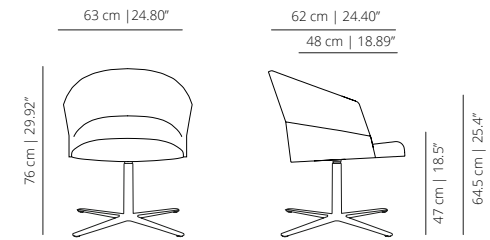


COPIS soft chair

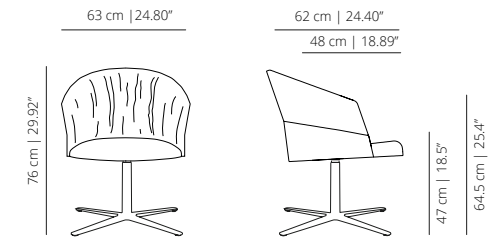


FLAT SWIVEL BASE

COPLA chair

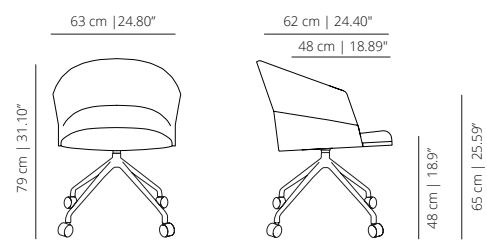


COPLAS soft chair

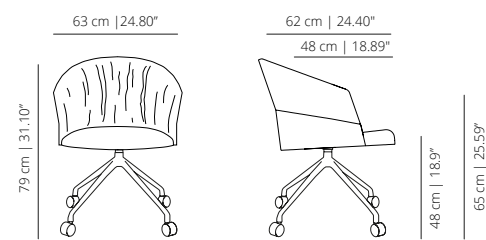


PYRAMID BASE WITH CASTERS

COPIRU chair

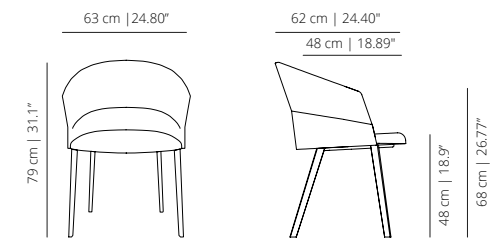


COPIRUS soft chair

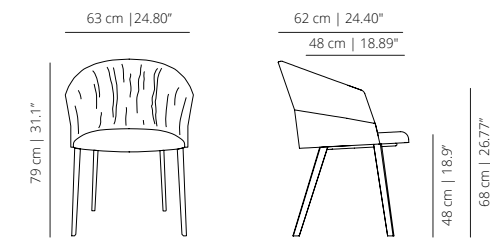


WOODEN BASE

COMA chair

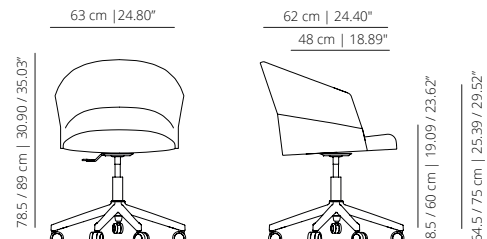


COMAS soft chair

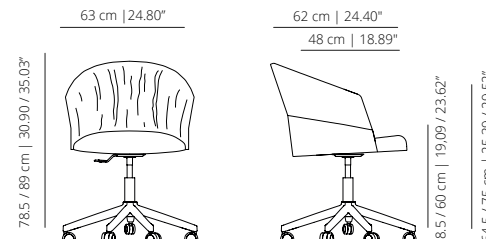


FIVE CASTER BASE

COBR chair

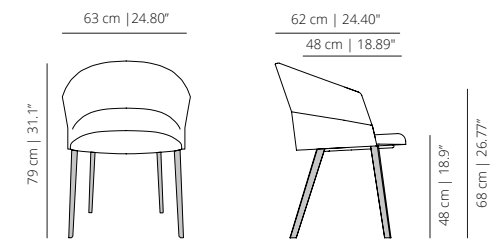


COBRS soft chair

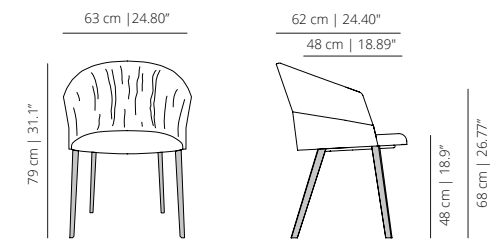


UPHOLSTERED WOODEN BASE

COPTP chair



COPTPS soft chair



FINISHES

SEAT OPTIONS


Smooth upholstery – Wooden seat and plywood backrest with padding and smooth upholstery.

Soft upholstery – Wooden seat and plywood backrest with padding and soft upholstery.


Back in leather or ecoleather – Back part of the backrest upholstered in leather or ecoleather.



Smooth



Soft



Back in leather/eco leather

Check [upholstery](#) samples.

LEGS

Powder coated



white
RAL 9003



black
RAL 9005

Stained Wood



bleached
stained oak



matt
stained oak



cognac
stained oak



walnut
stained oak



ash
stained oak

Upholstery

Check [upholstery](#) samples.

TECHNICAL INFO

Moulded plywood seat and backrest covered with expanded polyurethane foam.

Base options:

Metal base – Calibrated steel structure powder coated in thermoreinforced polyester in white or black. Plastic glides in white or black.

Wooden legs – Four solid oak wood legs stained with the finishes of our collection. Plastic glides with or without felt.

Four upholstered wooden legs – Four solid oak wood legs upholstered with leather or ecoleather. Black or white plastic glides with or without felt.

Flat swivel base – Injected swivel aluminium base powder coated in thermoreinforced polyester in black or white microtexturized. Plastic glides in black or translucent with or without felt.

Cantilever base – Calibrated steel structure powder coated in thermoreinforced polyester in black or white. Plastic glides in white or black.

Pyramid swivel base – Injected swivel aluminium base powder coated in thermoreinforced polyester in black or white microtexturized. Plastic glides in black or translucent with or without felt.

Pyramid swivel base with casters – Injected swivel aluminium base powder coated in thermoreinforced polyester in black or white microtexturized with black or white soft casters for hard floors.

Five casters base – Aluminum swivel base powder coated in black or white, height adjustment system and black or white soft casters for hard floors*.

** 6 weeks production time*

CERTIFICATES

ANSI/BIFMA X5.4:2012 and UNE-EN 16139:2013 vc2015 (4 metal legs), UNE-EN 16139:2013 vc2015 (5 casters base), ANSI/BIFMA X5.4-2012 (pyramidal base), ANSI/BIFMA X5.4-2012 (4 wooden legs).

Let's talk

We want to help you find the best designs for your project. Contact us and our team will get back to you as soon as possible.

CONTACT US

