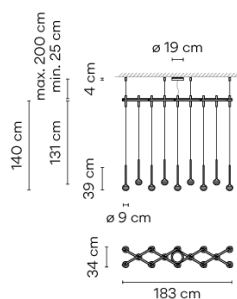


Model Sheet



Optional: Extra cable length
Min. quantity, upcharge and extra lead time apply [EN]

Finish

- 93 White
RAL 9016
- 18 Graphite
ADAPTA RF 9913 WX

LED temperature color

2700 K / 3500 K

Dimming

Push; 1-10V; DALI-2 / Casambi

Installation type

Surface Canopy

Materials

Sphere: Blown glass
Glass fastening: Aluminum
Diffuser: PC- Polycarbonate
Pendant structure: Steel

Light source

14 x LED 3,15W 1050mA



LED

CRI>90 4372 lm 99
2700 K / 3500 K

Driver

Constant Current 1050
100~240 V V 50~60 Hz HZ

Remarks

Request built-in canopy at www.vibia.com
The steel cables that go from the structure to the ceiling are the only ones that allow the height of the lamp to be adjusted. The installation manual describes how to do this and how to cut the cables.



Dimmable

LED

IP20

Bi-volt

50-60Hz

Application

Hanging lamps

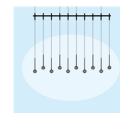
Packaging

2 Box
2.43 m x 0.471 m x 0.18 m
Gross weight 16.9
Net weight 12.3
Vol. 0.327

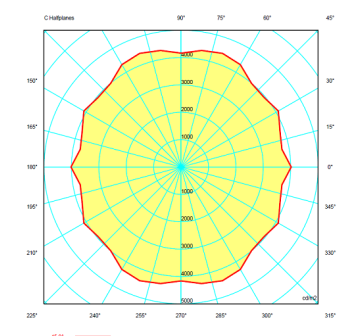
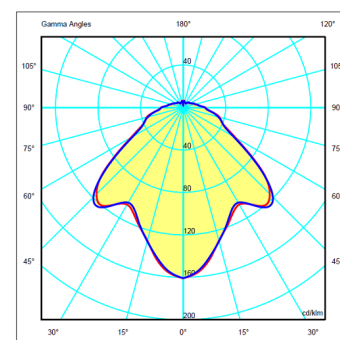
Lighting effect

General lighting

Lamp for general lighting that equally distributes the light in all directions.



Photometric Data



Total Flux

4372 lm

Other Applications

