

# B.lux

## CASTLE S

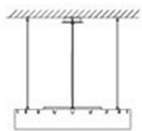
By Stone Designs



### Descripción:

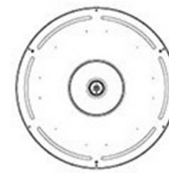
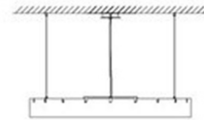
Luminaria LED de suspensión fabricada en aluminio, con cuerpo circular y difusor de PMMA blanco opal de alta uniformidad. Permite múltiples composiciones con una única acometida. Acabados: blanco mate texturado, negro mate texturado, y roble natural. Luz directa, con un suave efecto de luz indirecta. Disponible en tres tamaños. Dimmer.

CASTLE S60



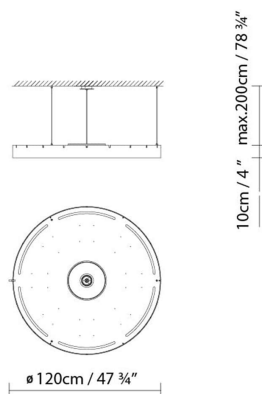
∅ 60cm / 23 1/2"

CASTLE S90






∅ 90cm / 35 1/2"

## CASTLE S120



Black (matte)
  Natural Oak
  White (matte)

| CÓDIGO | LUMINARIA         | FUENTE DE LUZ                                                      | DIM           | BOMBILLA                                                                              | kg                 |
|--------|-------------------|--------------------------------------------------------------------|---------------|---------------------------------------------------------------------------------------|--------------------|
| 737311 | CASTLE S60 WHITE  | LED 17,4W 3416lm 150mA 3000K<br>CRI≥90 230V                        | PUSH/DALI A++ |    | 7,9 <b>LED A+</b>  |
| 737312 | CASTLE S60 BLACK  |                                                                    |               |                                                                                       |                    |
| 737313 | CASTLE S60 OAK    |                                                                    |               |                                                                                       |                    |
| 737331 | CASTLE S90 WHITE  | LED 41W 7960lm 350mA 3000K<br>CRI≥90 230V                          | PUSH/DALI A++ |  | 13,5 <b>LED A+</b> |
| 737332 | CASTLE S90 BLACK  |                                                                    |               |                                                                                       |                    |
| 737333 | CASTLE S90 OAK    |                                                                    |               |                                                                                       |                    |
| 737351 | CASTLE S120 WHITE | LED 19,5W 3664lm 225mA + LED 41W<br>7960lm 350mA 3000K CRI≥90 230V | PUSH/DALI A++ |  | 25 <b>LED A+</b>   |
| 737352 | CASTLE S120 BLACK |                                                                    |               |                                                                                       |                    |
| 737353 | CASTLE S120 OAK   |                                                                    |               |                                                                                       |                    |






 CASTLE S
  CASTLE C

### Colección:



Diseñador

Croquis

Instrucciones de montaje

Fotometría

3D