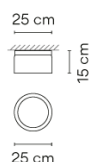




Ceiling light. The larger diameter glass cylinder is held vertically, concentrating the light within a lower corona of light. The pattern of striations etched into the borosilicate glass irradiates a general light with a moiré effect of visual interference crowned by a fine halo. The light source is hidden by the upper black profile.

### Model Sheet



Finish	18 Graphite ADAPTA RF 9913 WX
LED temperature color	3000 K
Dimming	1-10V PUSH Optional DALI or Casambi Min. quantity, upcharge and extra lead time apply [EN]
Installation type	Surface Canopy

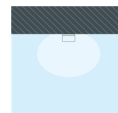
Materials	Ceiling rose: Steel Body: Aluminum
Light source	1 x LED STRIP 24V 12W G
LED	CRI>90 1325 lm 118 3000 K
Driver	CV - Constant Voltage [object Object] 110~240 V 50/60 HZ
Remarks	Sensor on the LED base  <div> <div> <div></div> <div></div> </div> <div> <div></div> <div></div> </div> <div> <div></div> <div></div> </div> <div> <div></div> <div></div> </div> </div>

Application	Ceiling Lamps
Packaging	1 Box 0.385 m x 0.385 m x 0.3 m Gross weight 4.2 Net weight 2.2 Vol. 0.0444

#### Lighting effect

##### General Lighting

Lamp for general lighting that equally distributes the light in all directions.



#### Photometric Data

Efficiency	26.02 lm/W
Coordinate System	C=0.00 G=0
Total Flux	398.74 lm
Maximum Value	329.76 cd

#### Other Applications

