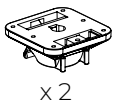
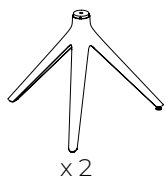


Colección Mari-Sol / Mari-Sol Collection
 Instrucciones para montaje / Assembling instructions



Soporte Abatible
 Folding Mechanism

! Tuerca Autoblocante M 10
 M 10 Self-locking Nut

Soporte Abatible
 Folding Mechanism

Varilla Roscada M 10
 M 10 Threaded Rod

Tubo
 Cylindrical Tube

Base
 Base

! Tuerca con Collar M 10
 Llave Hexagonal Nº 17
 M 10 Flange Nut
 Nº 17 Hexagonal Wrench

Pata de Nivelación
 Leveling leg piece


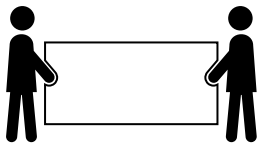
ASSEMBLY

! Transportar el Tablero en Posición Vertical

! Please Carry the Table Top Only in a Vertical Position

! El Tablero Puede Romperse al Transportarlo en Posición Horizontal

! The Table Top Could Break if Carried in a Horizontal Way



Llave Allen N° 4




M6 x 18 mm

M6 x 18 mm

x12

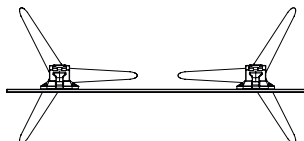
Posiciones de los Tornillos en Tableros Rectangulares

Screw Insertions in Rectangular Table Top



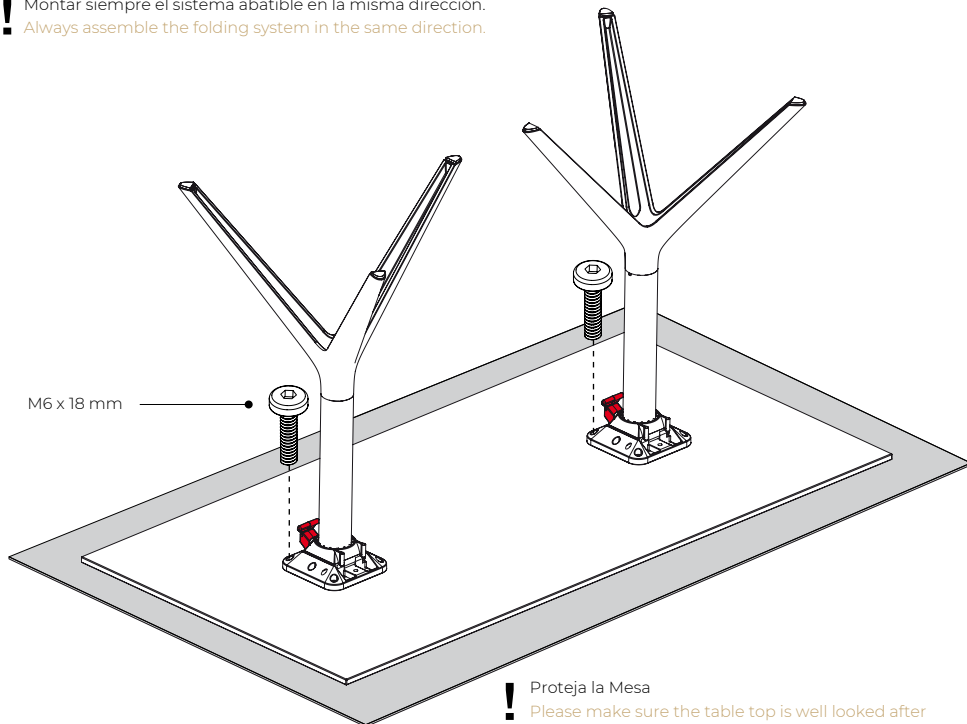
! Verifique la Posición Correcta de las Bases.

! Please Check that the Table Bases are in the Right Position.



! Montar siempre el sistema abatible en la misma dirección.

! Always assemble the folding system in the same direction.



M6 x 18 mm

! Proteja la Mesa

! Please make sure the table top is well looked after