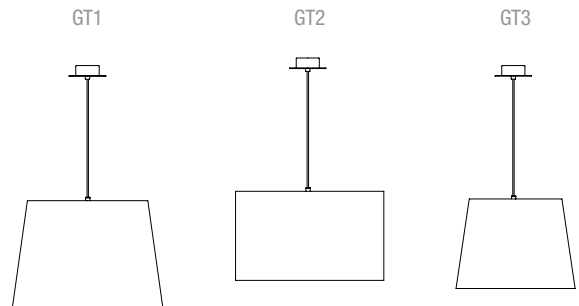
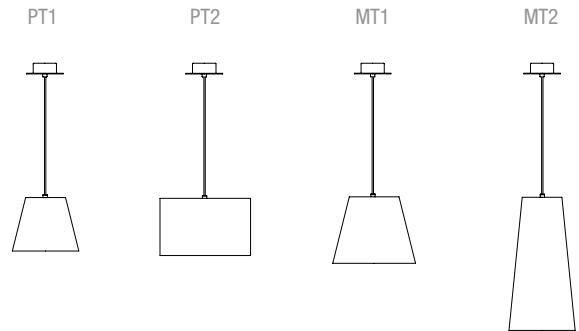


Sistema Sisisí

Santa & Cole Team, 1993

Pendant lamps

Ever since the company's inception, Santa & Cole has been developing this simple, highly versatile system for assembling individual pendant lamps, formed by several types of rosettes for the ceiling which are prepared in a range of finishes for better suitability, and with a choice of shades of varying sizes, shapes and materials.




GENERAL DESCRIPTION


Circular metallic canopy satin nickel or textured white, black finished: (PT1, PT2, MT1, MT2, GT3) for a simple lamp socket. (GT1, GT2) for dual lamp socket.


Suitable for side entry adaptor. Junction Box adaptor included Ø 11,7 cm / 4.6" (UL market). Electric cable length: 3 m / 117"

Available colours:

 Stitched beige cardboard
PT1, PT2, MT1, MT2,
GT1, GT3


 Natural ribbon
PT1, PT2, MT1,
GT1, GT2, GT3


 Red-amber ribbon
PT1, MT1,
GT1, GT2, GT3


 Black ribbon
PT1, MT1,
GT1, GT2, GT3

 Terracota Raw Color ribbon
PT1, MT1,
GT1, GT3

 Mustard Raw Color ribbon
PT1, MT1,
GT1, GT3

 Green Raw Color ribbon
PT1, MT1,
GT1, GT3

 White linen
PT1, MT1,
GT1, GT3



LIGHT SOURCE

Recommended light sources:

(PT1, PT2, MT1)

LED bulb: 6 W
Compact fluorescent: 11 W
Incandescent: Max. 60 W
E27 - E26
(Max. hgt. 105 mm / 4.1")

(MT2)

LED bulb: 10 W
Compact fluorescent: 20 W
Incandescent: Max. 60 W
E27 - E26
(Max. hgt. 155 mm / 6.1")

(GT1, GT2)

LED bulb: 10 W
Compact fluorescent: 11 W
Incandescent: Max. 60 W
E27 - E26
(Max. hgt. 115 mm / 4.5")

(GT3)

LED bulb: 15 W
Compact fluorescent: 20 W
Incandescent: Max. 60 W
E27 - E26
(Max. hgt. 155 mm / 6.1")

Light source not included.
Compatible with bulbs of the
Energy efficiency class (E.E.C):
A++... E.
Suitable only for indoor use.
Always use the light source
recommended or equivalent.

Input voltaje: 100, 120, 230 Vac.
(50 Hz / 60 Hz). According to
destination.

APPROXIMATE WEIGHT (unpacked)

(PT1) 0,2 Kg / 0.4 lb

(PT2) 0,3 Kg / 0.7 lb

(MT1) 0,3 Kg / 0.7 lb

(MT2) 0,2 Kg / 0.4 lb

(GT1) 0,7 Kg / 1.6 lb

(GT2) 0,7 Kg / 1.6 lb

(GT3) 0,5 Kg / 1.1 lb

REGULATIONS

CE



IP 20

UNE-EN 60598

UNE-EN 55015

UNE-EN 60529



Non-class 2

Dry location only

UL-1598

E-353545

MAINTENANCE

Clean with a smooth cloth. Do not use ammonia, solvents or
abrasive cleaning products.

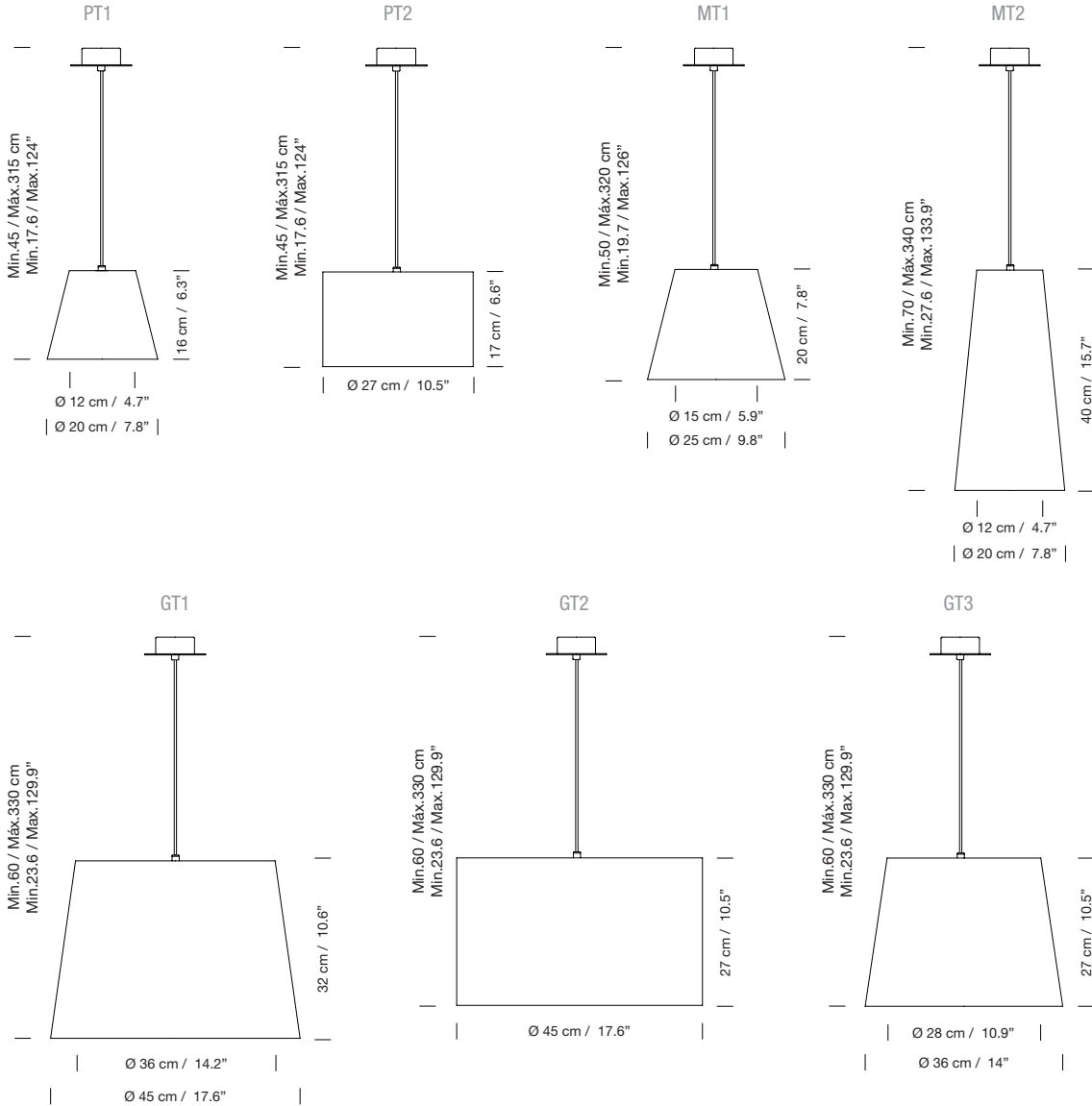
OTHERS

The lamp is delivered in different packages.

The assembly instructions are delivered with the product.

MODELS

Lampshades



Canopies

