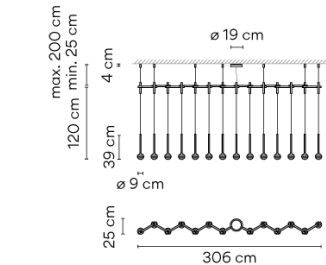


Model Sheet



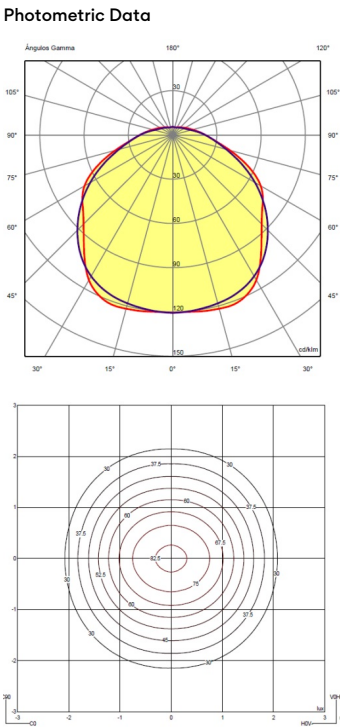
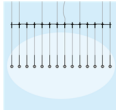
Optional : Extra cable length  
Min. quantity, upcharge and extra lead time  
apply [EN]

Finish	<div><div></div>18 Graphite ADAPTA RF 9913 WX</div> <div><div></div>93 White RAL 9016</div>
LED temperature color	2700 K / 3500 K
Dimming	Casambi / Push; 1-10V; DALI-2
Installation type	Surface Canopy
Materials	Sphere: Blown glass Glass fastening: Aluminum Diffuser: PC- Polycarbonate Pendant structure: Steel
Light source	14 x LED 3,15W 1050mA F
LED	CRI>90 4372 lm 99 2700 K / 3500 K
Driver	Constant Current 1050 100~240 V V 50~60 Hz HZ
Remarks	Request built-in canopy at www.vibia.com The steel cables that go from the structure to the ceiling are the only ones that allow the height of the lamp to be adjusted. The installation manual describes how to do this and how to cut the cables.
	<div><div></div><div>F</div><div>Dimmable</div><div>LED</div></div> <div><div>IP20</div><div>Bi-volt</div><div>50-60Hz</div></div>
Application	Hanging lamps
Packaging	3 Box 2.43 m x 0.471 m x 0.18 m Gross weighth 17.9 Net weighth 11.3 Vol. 0.533

Lighting effect

General lighting

Lamp for general lighting that equally distributes  
the light in all directions.



Efficiency	49.58%
Coordinate System	CG
Total Flux	4371.92 lm
Maximum Value	122.15 cd/klm

