



ROBERT

Estructura de madera maciza con suspensión combinada de cinchas elásticas y muelles bicónicos.
Almohadones de asiento en espuma de poliuretano densidad 35 kg dureza intermedia.
Estructura con brazos fijos, no desmontables.
Cojines riñoneros incluidos en pluma y fibra.
Zócalo metálico en negro.
Cojines decorativos no incluidos.

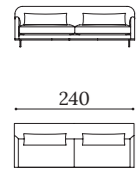
*Solid wood frame with a webbing straps + biconical spring suspension.
Seat cushions in polyurethane foam, density 35 kg, medium comfort.
Frame with fixed armrests.
Lumbar cushions included in a feather and fibre mix.
Black metal base.
Decorative cushions shown not included.*

Structure en bois massif avec suspension combinée de sangles élastiques et ressorts biconiques.
Coussins d'assise en mousse de polyuréthane densité 35 kg dureté moyenne.
Structure avec accoudoirs fixes, non amovibles.
Coussins lombaires fournis en mélange de plumes et fibre.
Piètement métallique en noir.
Coussins décoratifs non fournis.

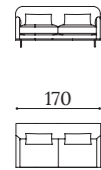
▼ Robert

Sofás
Sofas
Canapés

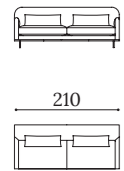
ROBE 4P



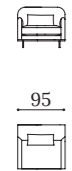
ROBE 2P



ROBE 3P

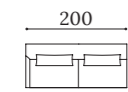


ROBE 1P

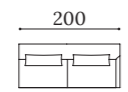


Módulos con 1 brazo
Module with 1 armrest
Modules avec 1 accoudoir

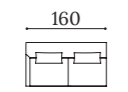
ROBE 3PBI



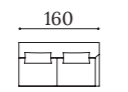
ROBE 3PBD



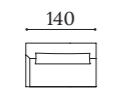
ROBE 2PBI



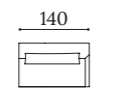
ROBE 2PBD



ROBE 140BI

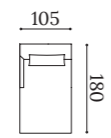


ROBE 140BD

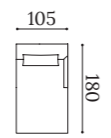


Chaiselongue
Chaise longue
Mériidienne

ROBE CH105BI

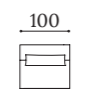


ROBE CH105BD



Módulos sin brazos
Module without armrests
Modules sans accoudoirs

ROBE 100SB



Módulos rincón
Corner modules
Modules d'angle

ROBE RR



Pouf
Pouf
Pouf

ROBE P85



Medidas estándar
Standard dimensions
Mesures standard

