


Cirio

Antoni Arola, 2010

Hanging Lamps



Cirio Simple

Cirio Múltiple

Cirio Circular S

Cirio Circular M

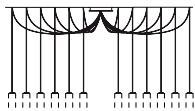
Cirio Circular L

Cirio Lineal

Cirio Oval



A



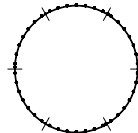
B



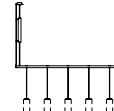
C



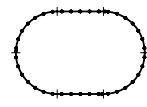
D



E



F



G

Lamps with interchangeable shades, from the white porcelain of Sargadelos to brass or white opal glass, housing an ingenious LED

capsule while still lighting with candle-like warmth. Its multiple structures can be combined to create a wide range of formats.

GENERAL DESCRIPTION

3 lampshade options: white porcelain, brass and white opal glass. Capsule with LED module, translucent white diffuser and heat sink with black matte finish.

(A) 3 metal circular ceiling plate options with equipment incorporated: white recessed (CE market) or white or black surface-mounted ceiling plate with matte finish. Electric cable length: 3 m / 117" or 8 m / 314.9".

(B) 3 metal circular ceiling plate options with equipment incorporated: white recessed (CE market) or white or black surface-mounted with matte finish for a minimum of 6 and a maximum of 12 light sources. Electric cable length: 3 m / 117" or 8 m / 314.9". Suitable with HeadHat lampshades.

(C) Black aluminium circular structure \varnothing 130 cm / 51.1". Black metal circular ceiling plate + power supply. Electric cable length: 5 m / 195".

(D) Black aluminium circular structure \varnothing 300 cm / 117".

Black metal circular ceiling plate + power supply. Electric cable length: 5 m / 195".

(E) Black aluminium circular structure \varnothing 520 cm / 204.7".

Black metal circular ceiling plate + power supply. Electric cable length: 5 m / 195".

(F) Black aluminium linear structure. Black metal circular ceiling plate + power supply. Metal connector to join modules. Electric cable length: 5 m / 195".

(G) Combination of the linear and circular M (\varnothing 300 cm / 117") models. Black metal circular ceiling plate + power supply. Metal connector to join modules. Electric cable length: 5 m / 195".

LIGHT SOURCE

(A) 4 LEDs module
Power system: 5 W
Operating voltage: 350 mA
T^a Colour: 2.700 K
Typical CRI: 83 Lifetime:
40.000 h Luminous flux:
285 lm

(B) 6-12x 4 LEDs module
Power system: 66 W ~ 132 W =
6-12 x 11
Operating voltage: 700 mA
T^a Colour: 2.700 K
Typical CRI: 83
Lifetime: 40.000 h
Luminous flux: 2.892 lm ~ 5.784 lm

(C) 12x 4 LEDs module
Power system: 60 W = 12 x 5 W
Operating voltage: 350 mA
T^a Colour: 2.700 K
Typical CRI: 83
Lifetime: 40.000 h
Luminous flux: 3.420 lm

(D) 28x 4 LEDs module
Power system: 140 W = 28 x 5 W
Operating voltage: 350 mA

T^a Colour: 2.700 K
Typical CRI: 83 Lifetime:
40.000 h Luminous flux:
7.980 lm

(E) 42x 4 LEDs module
Power system: 210 W = 42 x 5 W
Operating voltage: 350 mA
T^a Colour: 2.700 K
Typical CRI: 83
Lifetime: 40.000 h
Luminous flux: 11.970 lm

(F) 5+5x 4 LEDs module
Power system: 50 W = (5+5) x 5 W
Operating voltage: 350 mA
T^a Colour: 2.700 K
Typical CRI: 83
Lifetime: 40.000 h
Luminous flux: 2.850 lm

(G) 28+5+5x 4 LEDs module
Power system: 175 W = (28+5+5) x 5 W
Operating voltage: 350 mA
T^a Colour: 2.700 K
Typical CRI: 83
Lifetime: 40.000 h
Luminous flux: 9.975 lm

(A / B) Built-in LED.
(C / D / E / F / G) Built-in adjustable LED.
(C / D / E / F / G) Adjustable DALI, DSI and
SWITCH DIM

Energy efficiency class (E.E.C): A+... A.
Lamps are suitable for indoor use only.
Always use this light source.

(A) Input voltage: 108 ~ 264 VAC
(50 Hz / 60 Hz) According to destination.
(B / C / D / E / F) Input voltage: 120 ~
277 VAC (50 Hz / 60 Hz) According to
destination.

Luminous performance:
· Porcelain lampshade: 29%
· Glass lampshade: 87%

APPROXIMATE WEIGHT (unpacked)

(Weight with porcelain lampshade)

(A) Cirio Simple: 1,1 kg / 2.4 lb
(B) Cirio Múltiple: 8 kg / 17.5 lb
(C) Cirio Circular S: 13 kg / 28.6 lb
(D) Cirio Circular M: 33 kg / 72.8 lb

(E) Cirio Circular L: 47 kg / 103.5 lb
(F) Cirio Lineal: 7,5 kg / 16.5 lb
(Lineal final: 4,5 kg / 10 lb)
(G) Cirio Oval: 46 kg / 101.5 lb

Porcelain lampshade: 0,5 kg / 1.1 lb
Brass lampshade: 0,3 kg / 0.7 lb
White opal glass lampshade: 0,6 kg / 1.3 lb

REGULATIONS

CE



IP 20

UNE-EN 60598

UNE-EN 55015

UNE-EN 62031

UNE-EN 61000-3-2

UNE-EN 60529

UNE-EN 61347-2-13



Class 2
Dry location only

UL-1598

UL-8750

E-336377

MAINTENANCE

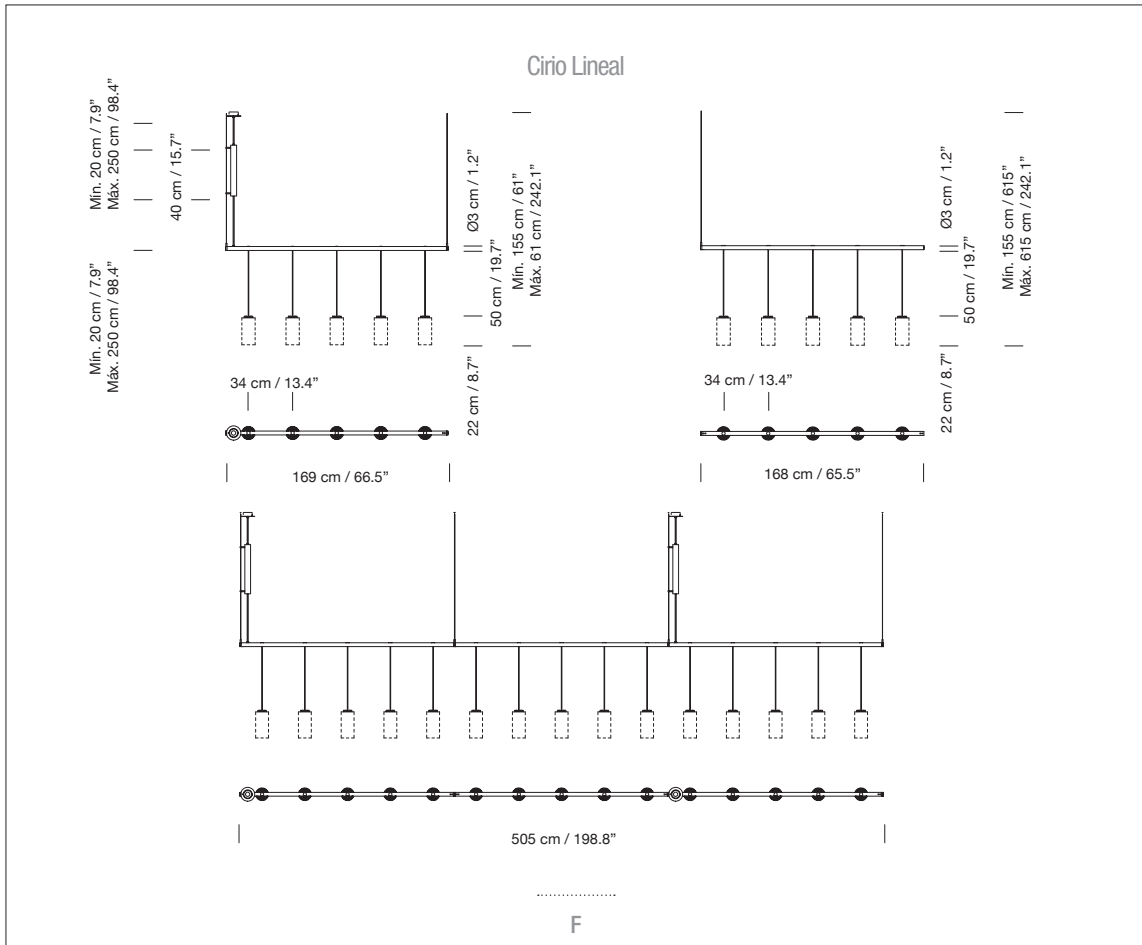
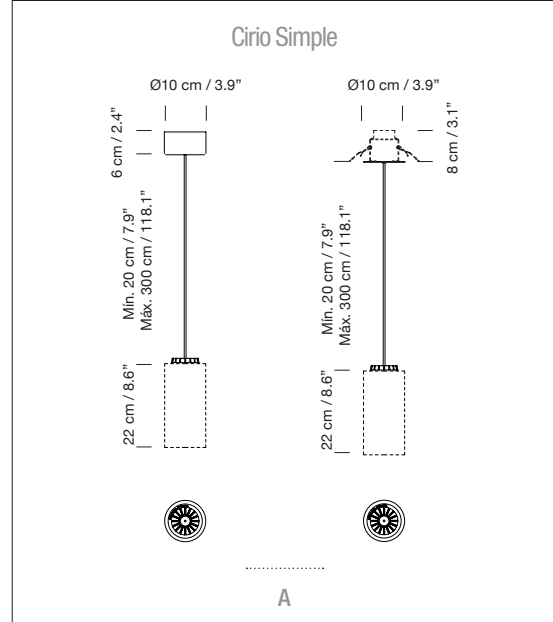
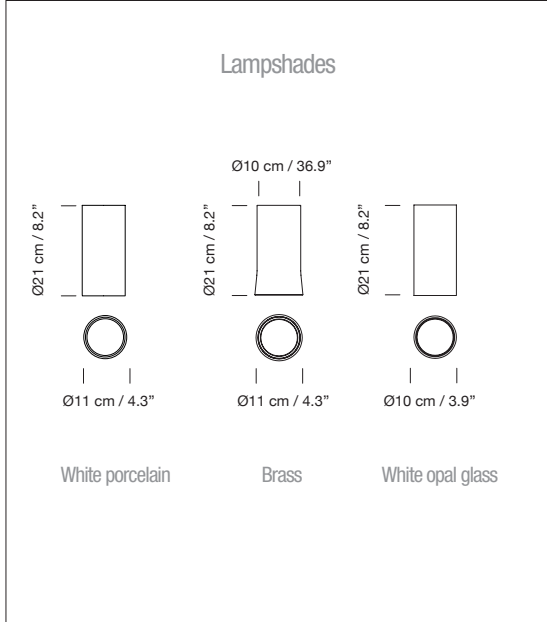
Clean with a smooth cloth. It is advised not to use any ammonia,
solvent or abrasive products.

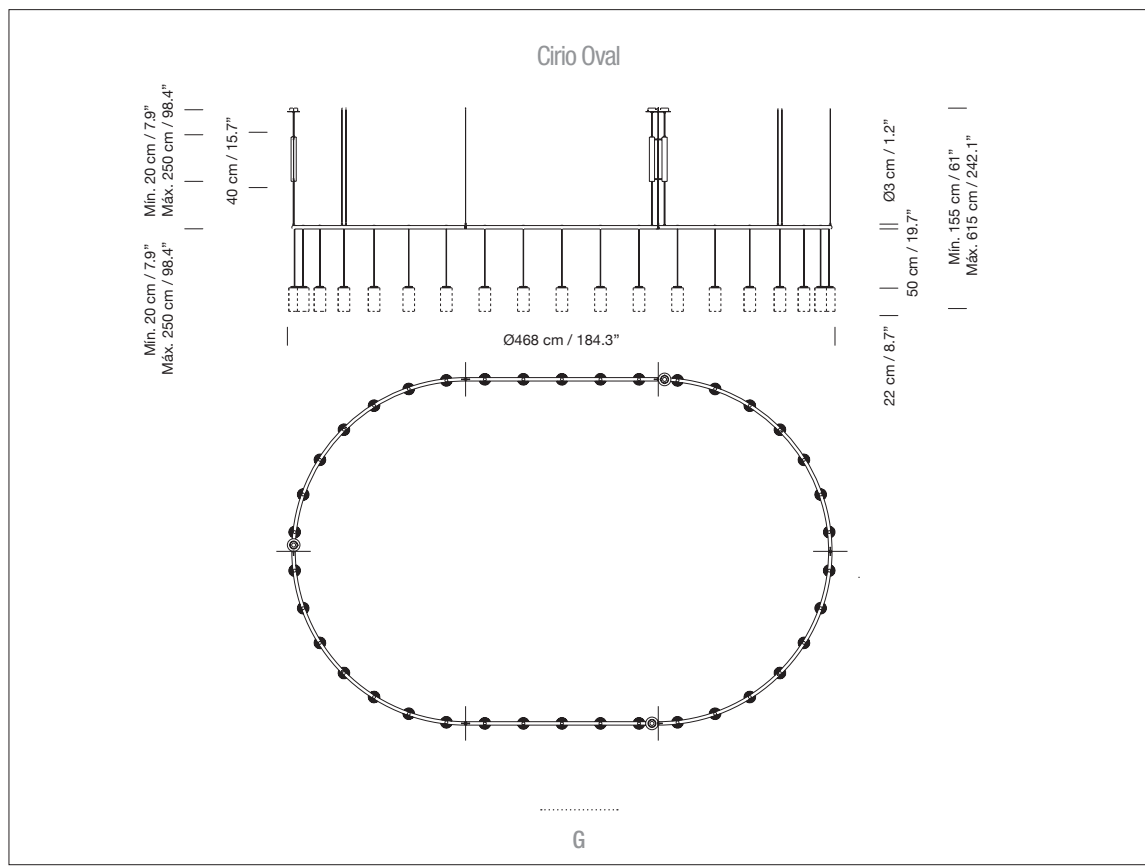
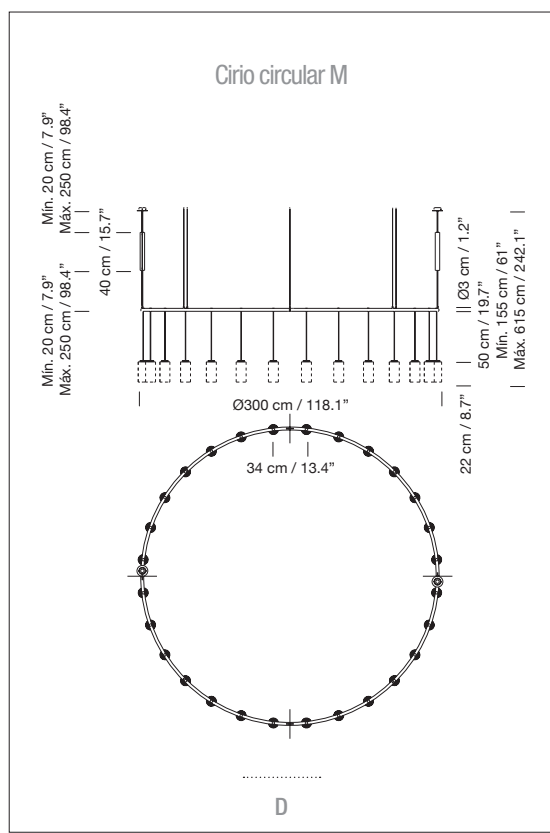
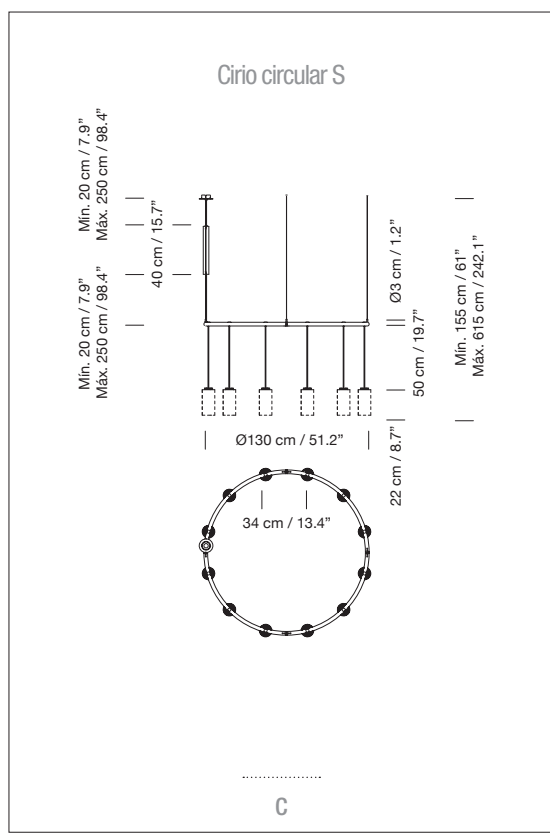
OTHERS

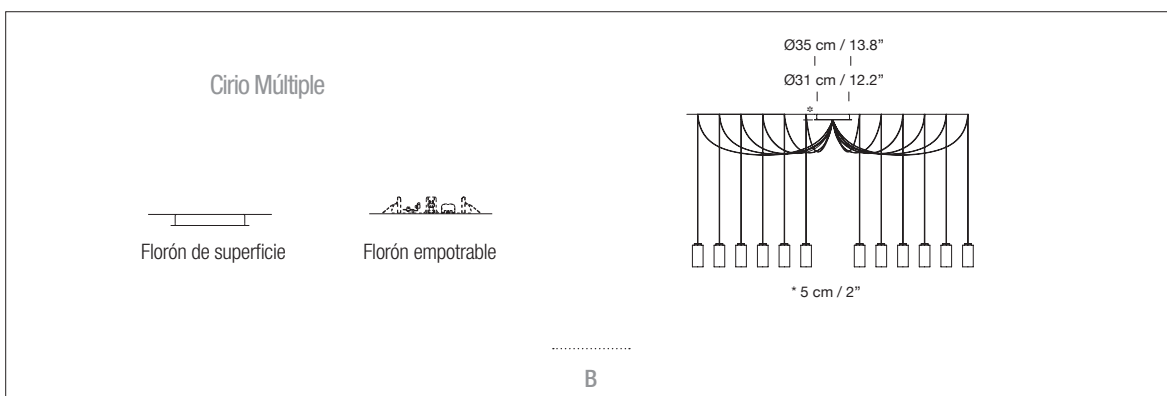
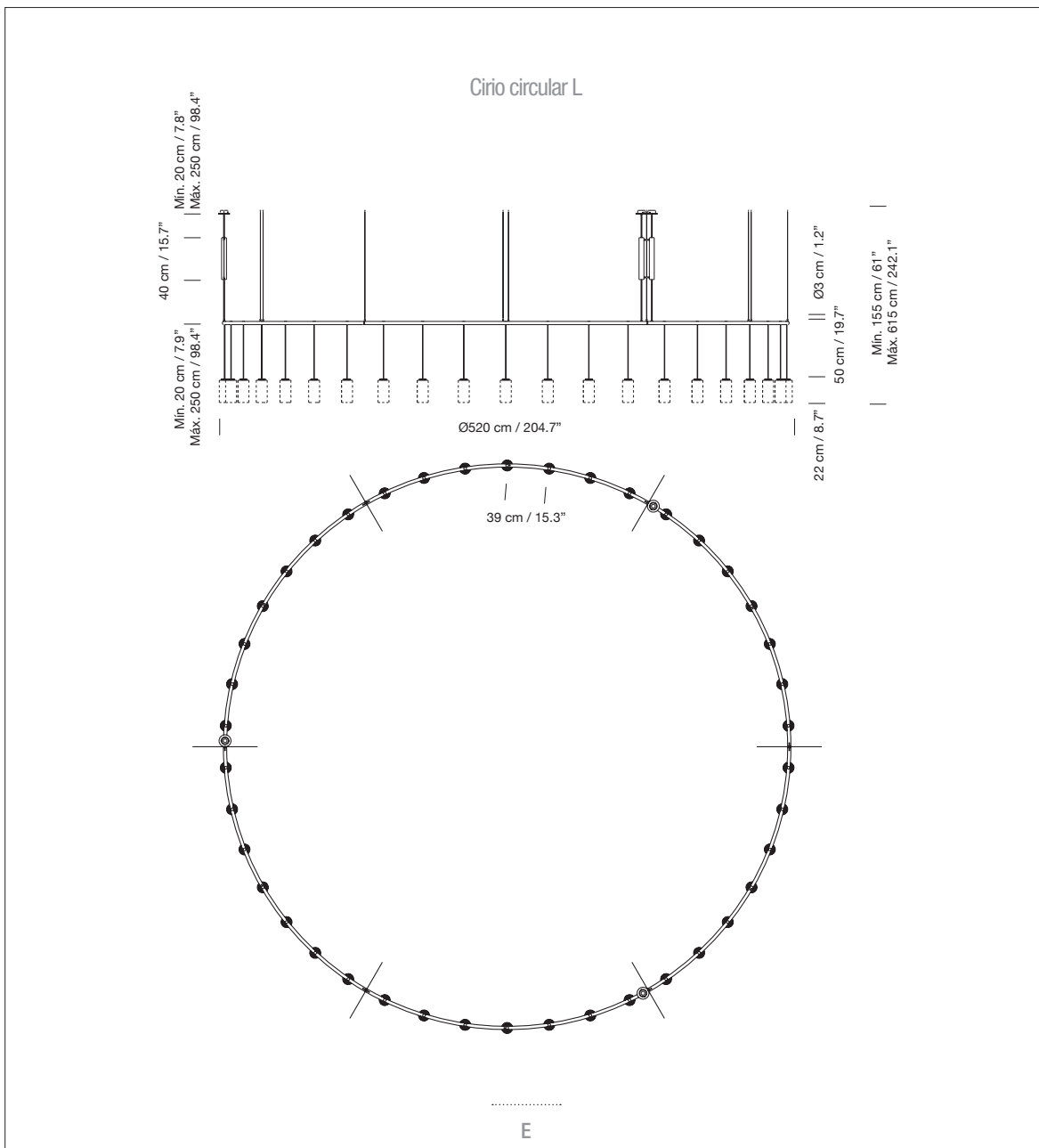
The lamps are delivered in different packets.
The assembly instructions are delivered with the product.



MODELS









SANTA & COLE

