

## MARC S

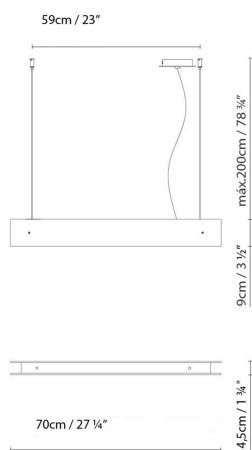
By David Abad



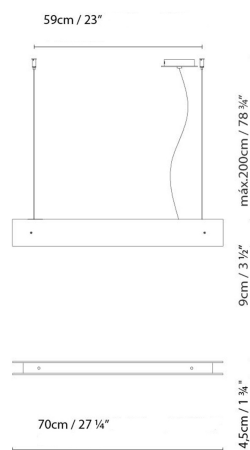
### Descripción:

Colección de luminarias LED formada por suspensión (S), techo (C), y dos apliques (W y ARM). Fabricadas en aluminio, portan un difusor de policarbonato opal y emiten luz directa (1L), indirecta (1L), o ambas (2L), a excepción de Marc C (1L). Toda la colección se comercializa en diferentes acabados: gris mate, blanco satinado, negro satinado y laminado de madera natural de roble. Disponible versión dos encendidos y versión dimmer. Otras medidas, otros acabados y kit de emergencia, opcionales.

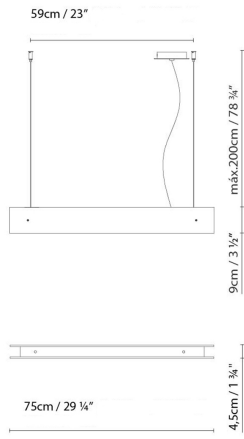
### MARC S70 (1L) LED



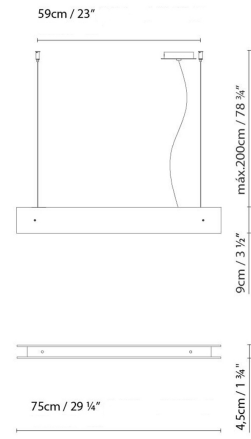
### MARC S70 (1L) FLUO



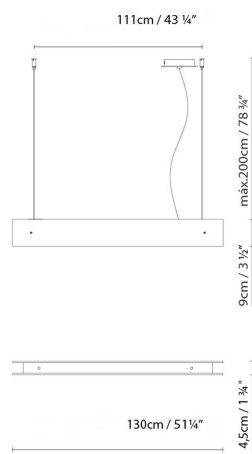
### MARC S70 (2L) LED



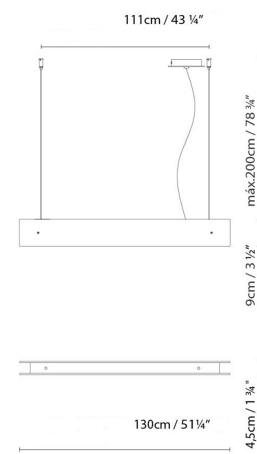
### MARC S70 (2L) FLUO



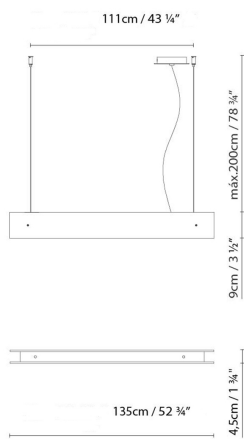
### MARC S130 (1L) LED



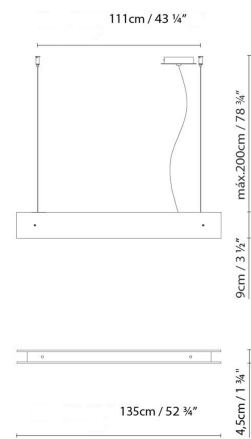
### MARC S130 (1L) FLUO



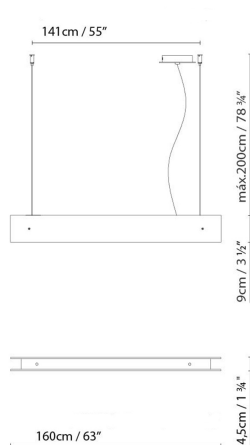
### MARC S130 (2L) LED



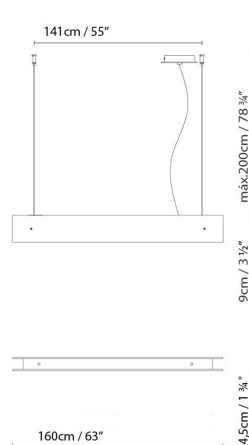
### MARC S130 (2L) FLUO



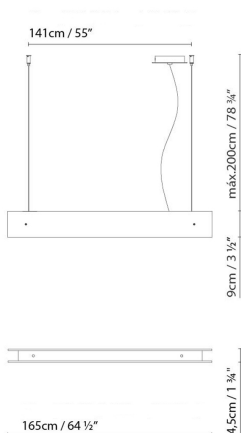
## MARC S160 (1L) LED




## MARC S160 (1L) FLUO




## MARC S160 (2L) LED








## MARC S160 (2L) FLUO



Black (satin)
  Grey (matte)
  Oak
  White (matte)


CÓDIGO	LUMINARIA	FUENTE DE LUZ	DIM	BOMBILLA	kg
839350	MARC S70 (1L) LED GREY				
839351	MARC S70 (1L) LED WHITE				
839352	MARC S70 (1L) LED BLACK				
839353	MARC S70 (1L) LED OAK	LED 10,2W 1768lm 450mA 3000K CRI≥90 110-230V		A++	3,3
839350D	MARC S70 (1L) LED DIM GREY		PUSH/DALI		<b>LED A+</b>
839351D	MARC S70 (1L) LED DIM WHITE		PUSH/DALI		
839352D	MARC S70 (1L) LED DIM BLACK		PUSH/DALI		
839353D	MARC S70 (1L) LED DIM OAK		PUSH/DALI		

839355	MARC S70 (2L) LED GREY						
839356	MARC S70 (2L) LED WHITE						
839357	MARC S70 (2L) LED BLACK						
839358	MARC S70 (2L) LED OAK						
839355D	MARC S70 (2L) LED DIM GREY	LED 2 x 10,2W 3536lm 450mA 3000K CRI≥90 230V	PUSH/DALI	A++		3,3	LED 
839356D	MARC S70 (2L) LED DIM WHITE		PUSH/DALI				
839357D	MARC S70 (2L) LED DIM BLACK		PUSH/DALI				
839358D	MARC S70 (2L) LED DIM OAK		PUSH/DALI				
<hr/>							
839360	MARC S130 (1L) LED GREY						
839361	MARC S130 (1L) LED WHITE						
839362	MARC S130 (1L) LED BLACK						
839363	MARC S130 (1L) LED OAK						
839360D	MARC S130 (1L) LED DIM GREY	LED 20,5W 3536lm 450mA 3000K CRI≥90 230V	PUSH/DALI	A++		5,1	LED 
839361D	MARC S130 (1L) LED DIM WHITE		PUSH/DALI				
839362D	MARC S130 (1L) LED DIM BLACK		PUSH/DALI				
839363D	MARC S130 (1L) LED DIM OAK		PUSH/DALI				
<hr/>							
839365	MARC S130 (2L) LED GREY						
839366	MARC S130 (2L) LED WHITE						
839367	MARC S130 (2L) LED BLACK						
839368	MARC S130 (2L) LED OAK						
839365D	MARC S130 (2L) LED DIM GREY	LED 2 x 20,5W 7072lm 450mA 3000K CRI≥90 230V	PUSH/DALI	A++		5,1	LED 
839366D	MARC S130 (2L) LED DIM WHITE		PUSH/DALI				
839367D	MARC S130 (2L) LED DIM BLACK		PUSH/DALI				
839368D	MARC S130 (2L) LED DIM OAK		PUSH/DALI				
<hr/>							
839370	MARC S160 (1L) LED GREY						
839371	MARC S160 (1L) LED WHITE						
839372	MARC S160 (1L) LED BLACK						
839373	MARC S160 (1L) LED OAK						
839370D	MARC S160 (1L) LED DIM GREY	LED 25,4W 4420lm 450mA 3000K CRI≥90 230V	PUSH/DALI	A++		7,2	LED 
839371D	MARC S160 (1L) LED DIM WHITE		PUSH/DALI				
839372D	MARC S160 (1L) LED DIM BLACK		PUSH/DALI				
839373D	MARC S160 (1L) LED DIM OAK		PUSH/DALI				

839375	MARC S160 (2L) LED GREY							
839376	MARC S160 (2L) LED WHITE							
839377	MARC S160 (2L) LED BLACK							
839378	MARC S160 (2L) LED OAK	LED 2 x 25,4W 8840lm						
839375D	MARC S160 (2L) LED DIM GREY	450mA 3000K CRI≥90 230V	PUSH/DALI	A++		7,2	<b>LED A+</b>	
839376D	MARC S160 (2L) LED DIM WHITE		PUSH/DALI					
839377D	MARC S160 (2L) LED DIM BLACK		PUSH/DALI					
839378D	MARC S160 (2L) LED DIM OAK		PUSH/DALI					



## Colección:



Diseñador

Croquis

Instrucciones de montaje

3D

Fotometría

[grupoblux.com](http://grupoblux.com)