

nimes

gamamobel design office



Estructura Structure Structure

Madera maciza y tablero DM.
Cinchado elástico de alta resistencia.

Solid wood and DM board.
Springing in high resistance elastic belts.

Bois massif et panneaux de DM.
Sangles élastiques de haute résistance.

Pies Foot Pieds

Ocultos.
Distancia del suelo 4 cm.

Hidden feet.
Distance from floor 4 cm.

Pieds cachés.
Distance du sol 4 cm.

Mecanismo Mechanism Mécanism

Estructura de acero laminado en frío al carbono con malla electrosoldada, recubrimiento de pintura epoxi y cinchas elásticas cruzadas.

Laminated in cold carbon steel structure with electro-welded mesh. It has an epoxy finishing and crossed webbing straps.

Structure de fil d'acier mécano soudé, recouvert avec peinture époxy et sangles élastiquées croisées.

Tapizado Upholstery Revêtement

Disponibile en piel y tela.

Available in leather and fabric.

Disponibile en cuir et tissu.

Colchón y funda Mattress and cover Matelas et housse

Espesor 12 cm.
140x190/160x190 cm.
Funda 100% polyester, desenfundable, anti-bacterias, antiácaros e hipoalergénico.

Thickness 12 cm.
140x190/160x190 cm.
Cover: 100% polyester, removable, treaty anti-bacteria and hypoallergenic.

Épais 12 cm.
140x190/160x190 cm.
Housse de matelas 100% polyester avec traitée anti-bactérien et antimoisissures.

Características y opciones Features and options Caractéristiques et options

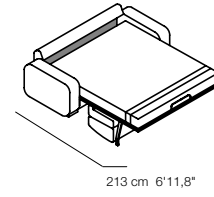
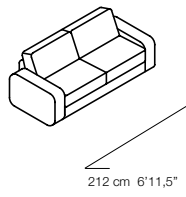
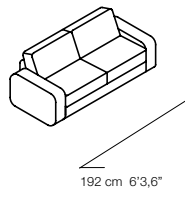
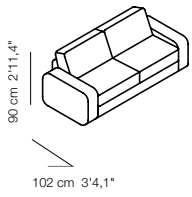
Sofá cama.

Sofa bed.

Canapé lit.

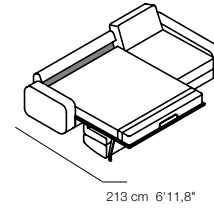
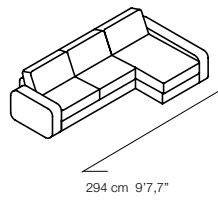
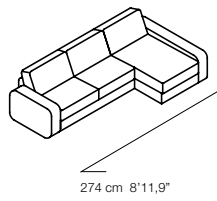
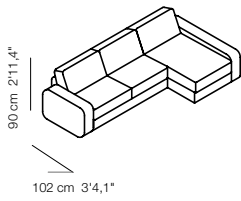
nimes

gamamobel design office



**Sofá-cama
somier 140x190_**
Ref. 96830

**Sofá-cama
somier 160x190_**
Ref. 96840



**Sofá-cama + CH
somier 140x190_**
Ref. BD 96893
Ref. BI 96892

**Sofá-cama + CH
somier 160x190_**
Ref. BD 96895
Ref. BI 96894