

OMMA 1 LEAF

by Eli Gutiérrez

Table - LED **lzf**

SIZE



REFERENCES

OM M1 BK LED
OM M1 IV LED
OM M1 GD LED



COMPONENTS

Wood Veneer Shade

Metal Stem & Structure

Black Electrical Cable with Dimming Switch: 145 cm

Plug-in Driver

LIGHT SOURCE

Class II  

230V: Dimmable

Driver: Constant Voltage 24V

Integrated LED: Led Module

3,000K, CRI>90, 8 W, 50-60Hz, 720 lm*

Energy Class F


*Measurements obtained by photometric test at LZf using natural white shades & recommended bulbs. Veneer Ref: 23 Natural White.


SELECT FROM FOLLOWING


LIGHT SOURCE TEMPERATURE

Available **2.700K, 3.000K or 4.000K**


WOOD VENEER FINISHES


 **21** - Natural Cherry

 **22** - Natural Beech

 **23** - Natural White

METAL STRUCTURE

 **BK** - Matte Black

 **IV** - Matte Ivory

 **GD** - Gold

PACKAGING

Box Size: 50 x 50 x 30 cm

Box Volume: 0.08 m³

Weight: Gross - 7.5 Kg | Net - 3.8 Kg