

R2 S

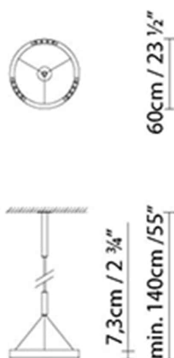
By David Abad



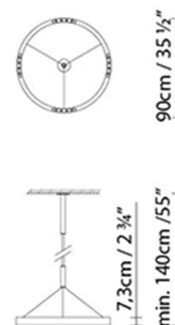
Descripción:

Luminaria de suspensión de aluminio con forma de anillo circular y cable de suspensión central. Existe una versión con florón (flat canopy) que permite la instalación de R2 en techos de menor altura. Ambas versiones portan módulos de proyectores LED, que proporcionan una iluminación directa y uniforme. Existe una tercera versión de R2 con florón e iluminación indirecta, llamada up/down. Todas las R2 están disponibles en los siguientes acabados: blanco mate, negro mate, bronce mate, madera de roble natural, o madera de nogal natural. Se fabrica en tres tamaños (S60, S90 y S120).

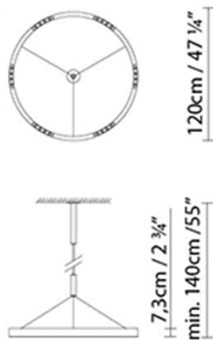
R2 S60



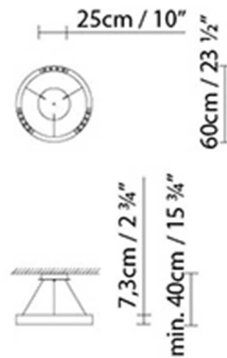
R2 S90



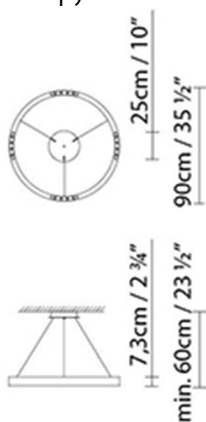
R2 S120



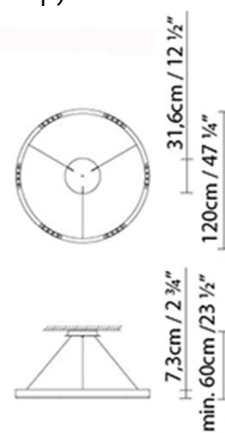
R2 S60 Flat Canopy



R2 S90 Flat Canopy




R2 S120 Flat Canopy

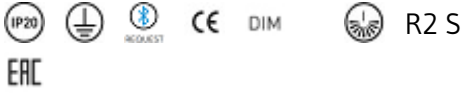


- Black (matte)
- Bronze (matte)
- Natural Oak
- Natural Walnut
- White (matte)

CÓDIGO	LUMINARIA	FUENTE DE LUZ	DIM	BOMBILLA	kg
743310	R2 S60 WHITE				
743311	R2 S60 BRONZE				
743312	R2 S60 BLACK	LED 3 x 18W 7879lm 250mA 3000K CRI≥90 230V DIM	PUSH/DALI	A++	10
743313	R2 S60 OAK				
743314	R2 S60 WALNUT				
743320	R2 S90 WHITE				
743321	R2 S90 BRONZE				
743322	R2 S90 BLACK	LED 4 x 18W 9755lm 250mA 3000K CRI≥90 230V DIM	PUSH/DALI	A++	12,5
743323	R2 S90 OAK				
743324	R2 S90 WALNUT				

743330	R2 S120 WHITE							
743331	R2 S120 BRONZE							
743332	R2 S120 BLACK	LED 6 x 17W 13957lm 240mA 3000K CRI≥90 230V DIM	PUSH/DALI	A++		16	LED A+	
743333	R2 S120 OAK							
743334	R2 S120 WALNUT							
<hr/>								
743310F	R2 S60 FLAT CANOPY WHITE							
743311F	R2 S60 FLAT CANOPY BRONZE							
743312F	R2 S60 FLAT CANOPY BLACK	LED 3 x 18W 7879lm 250mA 3000K CRI≥90 230V DIM	PUSH/DALI	A++		10	LED A+	
743313F	R2 S60 FLAT CANOPY OAK							
743314F	R2 S60 FLAT CANOPY WALNUT							
<hr/>								
743320F	R2 S90 FLAT CANOPY WHITE							
743321F	R2 S90 FLAT CANOPY BRONZE							
743322F	R2 S90 FLAT CANOPY BLACK	LED 4 x 18W 9755lm 250mA 3000K CRI≥90 230V DIM	PUSH/DALI	A++		12,5	LED A+	
743323F	R2 S90 FLAT CANOPY OAK							
743324F	R2 S90 FLAT CANOPY WALNUT							
<hr/>								
743330F	R2 S120 FLAT CANOPY WHITE							
743331F	R2 S120 FLAT CANOPY BRONZE							
743332F	R2 S120 FLAT CANOPY BLACK	LED 6 x 18W 15758lm 250mA 3000K CRI≥90 230V DIM	PUSH/DALI	A++		16	LED A+	
743333F	R2 S120 FLAT CANOPY OAK							
743334F	R2 S120 FLAT CANOPY WALNUT							
<hr/>								
743310FI	R2 S60 FLAT CANOPY WHITE UP/DOWN							
743311FI	R2 S60 FLAT CANOPY BRONZE UP/DOWN	DOWN LED 3 x 18W 7879lm 250mA 3000K CRI≥90 230V DIM						
743312FI	R2 S60 FLAT CANOPY BLACK UP/DOWN	UP LED 3 x 4,5W 1638lm 250mA 3000K CRI≥90 230V DIM	PUSH/DALI	A++		10	LED A+	
743313FI	R2 S60 FLAT CANOPY OAK UP/DOWN							
743314FI	R2 S60 FLAT CANOPY WALNUT UP/DOWN							
<hr/>								
743320FI	R2 S90 FLAT CANOPY WHITE UP/DOWN							
743321FI	R2 S90 FLAT CANOPY BRONZE UP/DOWN	DOWN LED 4 x 18W 9755lm 250mA 3000K CRI≥90 230V DIM						
743322FI	R2 S90 FLAT CANOPY BLACK UP/DOWN	UP LED 4 x 4,5W 2184lm 250mA 3000K CRI≥90 230V DIM	PUSH/DALI	A++		12,5	LED A+	
743323FI	R2 S90 FLAT CANOPY OAK UP/DOWN							
743324FI	R2 S90 FLAT CANOPY WALNUT UP/DOWN							

743330FI	R2 S120 FLAT CANOPY WHITE UP/DOWN							
743331FI	R2 S120 FLAT CANOPY BRONZE UP/DOWN	DOWN LED 6 x 18W 1395lm 240mA 3000K CRI≥90						
743332FI	R2 S120 FLAT CANOPY BLACK UP/DOWN	230V DIM UP LED 6 x 4,5W 3276lm 240mA 3000K CRI≥90	PUSH/DALI	A++		16	LED A+	
743333FI	R2 S120 FLAT CANOPY OAK UP/DOWN							
743334FI	R2 S120 FLAT CANOPY WALNUT UP/DOWN							



Diseñador

Croquis

Instrucciones de montaje

Fotometría

3D