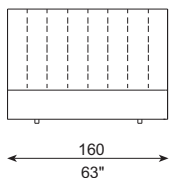
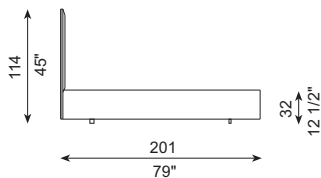


DALIA

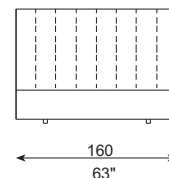
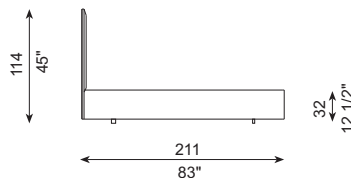
J&D Casadesús · 2023

DIBUJOS TÉCNICOS · TECHNICAL DRAWINGS

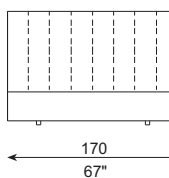

REF. 659-CM1
Colchón - Mattress
150 cm x 190 cm



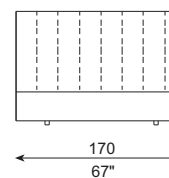
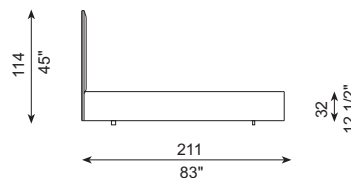
REF. 659-CM2
Colchón - Mattress
150 cm x 200 cm



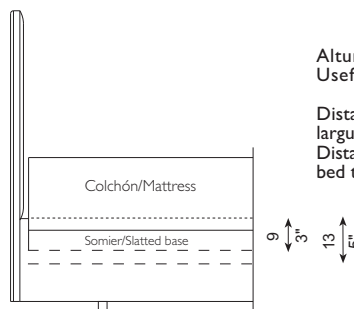
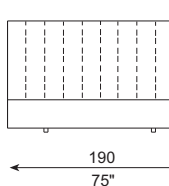
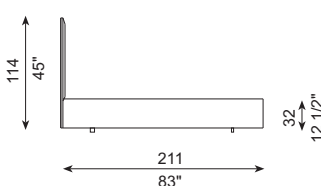
REF. 659-CM3
Colchón - Mattress
160 cm x 190 cm



REF. 659-CM4
Colchón - Mattress
160 cm x 200 cm



REF. 659-CM5
Colchón - Mattress
180 cm x 200 cm

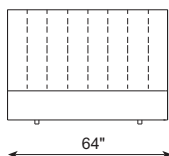
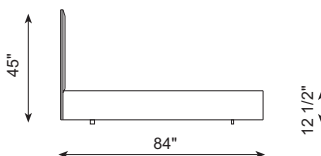


Alturas posibles de apoyo del somier
Useful distances for the slatted base

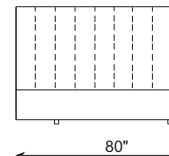
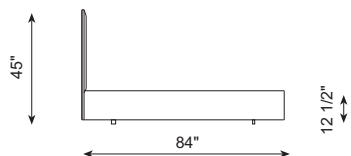
Distancias del borde superior del arco al larguero de apoyo de somier
Distances between the upper edge of the bed to the metal base

Opción: Mecanismo abatible
Option: Pull-down mechanism

REF. 659-QUEEN SIZE
Colchón - Mattress
153x203 / 60 1/4" x 80"



REF. 659-KING SIZE
Colchón - Mattress
193x203 / 76" x 80"



ESPECIFICACIONES · SPECIFICATIONS

Estructura de madera recubierta de espuma de poliuretano y fibra de poliéster hueca siliconada, forrada con tejido protector. Estructura de hierro pintado en poliéster. Completamente desenfundable y desmontable.

Structure in wood, covered with polyurethane foam and spongy silicone polyester fiber, recovered with protective fabric. Structure in polyester painted iron. Completely removable.

Untergestell aus Holz mit Polyurethänkem und lockerer, silikonierter Polyesterfaser, mit Schonbezug. Bettrostgestell aus Eisen polyesterlackiert. Vollständig abziehbar und zerlegbar.

Structure en bois recouverte de mousse de polyuréthane et fibre de polyester souple et siliconé, avec tissu de protection. Structure en fer vernis en polyester. Complètement déhoussable et démontable.