

MUST

by La Mamba



OMELETTE
EDITIONS

DESCRIPCIÓN

El Sofá MUST consiste de dos elementos importantes: por una parte, una estructura tubular ovalada que da soporte y, por otro, una carcasa de madera tapizada que funciona como contenedor de la cojinería que proporciona el confort a la hora de sentarse. Para La Mamba, “Must nace del concepto bañera que almacena en su interior un conjunto de cojines que aportan gran confort y espacio para relajarse, apoyados en una estructura que igual que la silla Terra, centra toda su personalidad en la fortaleza de su estructura. De esta manera y a través de líneas suaves y atractivas, rompemos con las formas tradicionales del sofá y conseguimos crear una silueta diferente a lo que encontramos en el mercado”.

Must ha sido concebido para ocupar espacios residenciales. Con el fin de dar sensación de confort y calidad se ha utilizado una cuidada selección de textiles en la tapicería. Must se produce en dos versiones: XL-3 250cm y L-3 210cm.



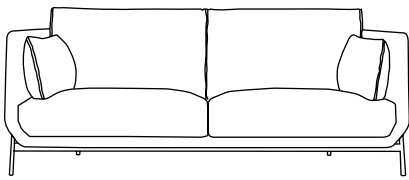
DESCRIPTION

MUST Sofa consists of two important elements: on the one hand, a tubular oval structure that forms the base, and then an upholstered, wooden framework that acts as a container for the cushions, providing comfort when you are going to sit down. According to La Mamba, “Must has been created from the bath concept, accommodating a set of cushions that provide real comfort and space to relax, supported by a structure that, like the Terra chair, focuses all its personality in the strength of its structure. In this way and through its soft, attractive lines, we have broken away from the traditional lines of the sofa and have been able to create a different silhouette to that found on the market”.


Must has been designed to occupy residential interiors. Upholstery textiles have been carefully selected to provide a feeling of comfort and quality. Must is available in two versions: XL-3 250cm a L-3 210cm.



Must S4P



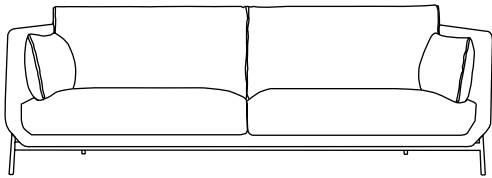
210cm/82.7in




100cm/39.4in

87cm/34.2in

Must S4PXL



250cm/98.4in




100cm/39.4in

87cm/34.2in

MUST


INFORMACIÓN TÉCNICA TECHNICAL INFORMATION

PATAS LEGS



Negro Black
RAL 9005

TEJIDOS FABRIC



APLICA APPLIES

Grupo A
⊕ Pine
⊕ Even

Grupo E
⊕ Capture
⊕ Yoredale

Grupo B
⊕ Libra
⊙ Cura
⊙ Valencia

Grupo F
⊖ Misty
⊖ Shaun

Grupo C
⊕ Cord
⊕ Noah
⊙ Ace
⊕ Velvety
⊕ Gaudi

Grupo G
⊖ Karandash

Grupo D
⊕ Tenzo
⊕ Sorra
⊕ Granit
⊕ Temp

RECOMENDADO RECOMMENDED

- ⊙ Contract
- ⊖ Hogar Home
- ⊕ Contract & Hogar Home

⊗ NO recomendable NOT recommended

ESTRUCTURA

Estructura de madera con patas tubular ovalado metálico termolacado negro. CFC espuma de poliuretano con relleno de pluma y fibra.

STRUCTURE

Frame made in wood, black powder coated steel oval tube. CFC polyurethane foam, feather and comforel, fabric upholstery.

DOWNLOADS

- [Pictures LR](#)
- [Pictures HR](#)
- [3D Files](#)



OMELETTE
EDITIONS