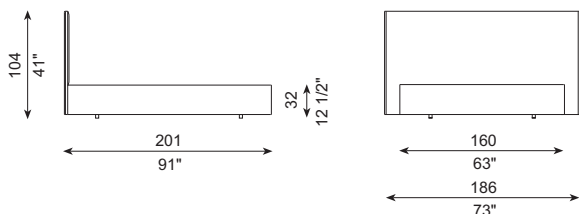


# JERSEY

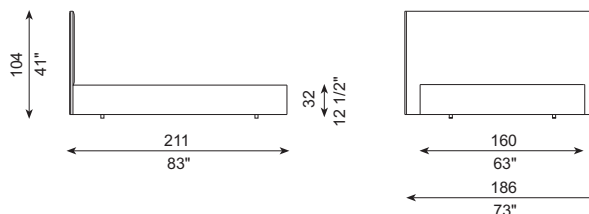
J&D Casadesús · 2013

## DIBUJOS TÉCNICOS · TECHNICAL DRAWINGS

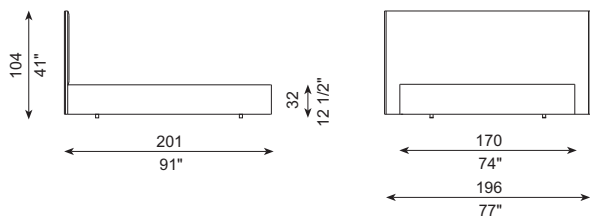
REF. 601-CM1  
Colchón - Mattress  
150 cm x 190 cm



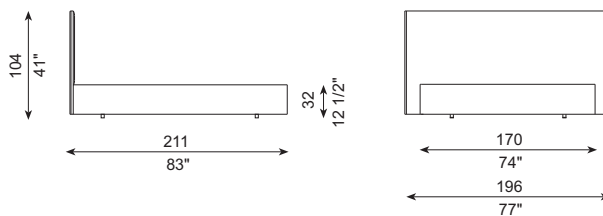
REF. 601-CM2  
Colchón - Mattress  
150 cm x 200 cm



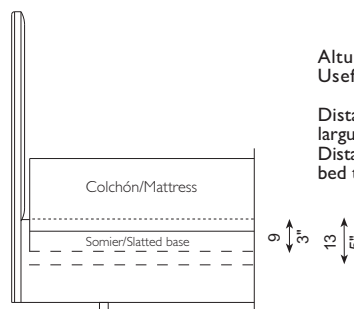
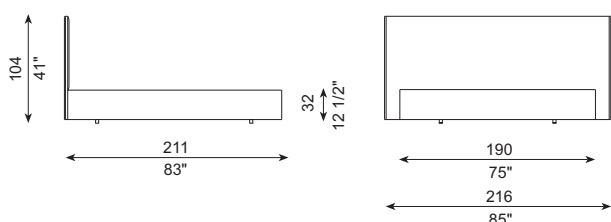
REF. 601-CM3  
Colchón - Mattress  
160 cm x 190 cm



REF. 601-CM4  
Colchón - Mattress  
160 cm x 200 cm



REF. 601-CM5  
Colchón - Mattress  
180 cm x 200 cm

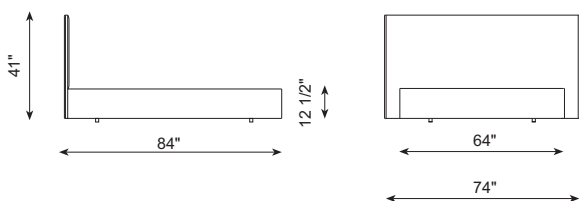


Alturas posibles de apoyo del somier  
Useful distances for the slatted base

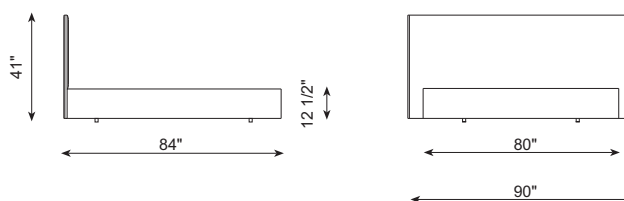
Distancias del borde superior del aro al larguero de apoyo de somier  
Distances between the upper edge of the bed to the metal base

Opción: Mecanismo abatible  
Option: Pull-down mechanism

REF. 601-QUEEN SIZE  
Colchón - Mattress  
153x203 / 60 1/4" x 80"



REF. 601-KING SIZE  
Colchón - Mattress  
193x203 / 76" x 80"



## ESPECIFICACIONES · SPECIFICATIONS

Estructura de madera recubierta de espuma de poliuretano y fibra de poliéster hueca siliconada, forrada con tejido protector. Estructura de hierro pintado en poliéster.

Completamente desfundable y desmontable.

Posibilidad de incluir mecanismo de cama abatible en ciertas medidas de cama (150x190 cm, 150x200 cm, 160x190 cm y 160x200 cm).

Structure in wood, covered with polyurethane foam and spongy silicone polyester fiber, recovered with protection fabric.

Structure in polyester painted iron.

Completely removable  
For some bed measurements (150x190 cm, 150x200cm, 160x190 cm and 160x200 cm) there is the option to include a pull-down mechanism.

Untergestell aus Holz bezogen mit Polyurethänem und lockerer, silikonisierter Polyesterfaser, mit Schonbezug.

Bettrostgestell aus Eisen polyesterlackiert.

Vollständig abziehbar.  
Bei bestimmten Bettmaßen (150x190 cm, 150x200cm, 160x190 cm und 160x200 cm) besteht die Möglichkeit, einen Klappmechanismus einzubauen

Structure en bois recouverte de mousse de polyuréthane et fibre de polyester souple et siliconé, avec tissu de protection.

Structure en fer vernis en polyester.

Complètement déhoussable et démontable au moyen de vis. Pour certaines dimensions de lit (150x190 cm, 150x200cm, 160x190 cm et 160x200 cm) il y a l'option d'incorporer un mécanisme rabattable