




REF.

MARU S 50 BK
 MARU S 50 WH
 MARU S 50 NI

LIGHT SOURCE

Class I 

220 - 250V

E27 Lamp Holder

Recommended Bulb - Not Included
 LED Globe DIM 12 W, 960 lm*
 Energy Class A*

*Measurements obtained by theoretical calculations at LZF using ivory white shades & recommended bulbs.
 Veneer Ref: 20 Ivory White.

PACKAGING

Box size: 55 x 52 x 8 cm

Box volume: 0,02 m³

Weight: Gross - 2,7 Kg | Net - 1,1 Kg

MATERIALS & COMPONENTS

Wood Veneer Shade











Nickel Metal Tripod

Metal Canopy: ø 8 cm

Electrical Cable: 2,5 m drop

This lamp requires self assembly

FINISHES

- | | |
|---|--|
|  20 Ivory White |  26 Red |
|  21 Natural Cherry |  28 Blue |
|  22 Natural Beech |  29 Grey |
|  24 Yellow |  33 Pale Rose |
|  25 Orange |  34 Sea Blue |

METAL CANOPY & CABLE

-  BK-Matt Black & Black Cable
-  WH-Matt White & White Cable
-  NI-Matt Nickel & Transparent Cable