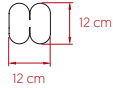
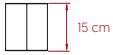


SIZE



REFERENCES

TOMO M 12 LED

COMPONENTS

Wood Veneer Shade

Black Metal Base

Mat Satin Acrylic Upper Diffuser

Black Electrical Cable with Dimming Switch: 145 cm

Plug-in Driver

LIGHT SOURCE

Class II  

230V: Dimmable

Driver: Constant Voltage 24V

Integrated LED: Led Module

3.000K, CRI>90, 5 W, 50-60Hz, 177 lm*

Energy Class F

*Measurements obtained by theoretical calculations at LZf using ivory white shades & recommended bulbs. Veneer Ref: 20 Ivory White.

PACKAGING

Box Size: 24 x 24 x 25 cm

Box Volume: 0.01 m³

Weight: Gross - 1.2 Kg | Net - 0.7 Kg





SELECT FROM FOLLOWING


LIGHT SOURCE TEMPERATURE


Available **2.700K**, **3.000K** or **4.000K**


WOOD VENEER FINISHES


 **20** - Ivory White

 **21** - Natural Cherry

 **22** - Natural Beech

 **24** - Yellow

 **33** - Pale Rose

 **34** - Sea Blue