

TYPOLOGY | WALL LAMP

NAME | Halma
REF. | 9621.20

DIMENSIONS

Height: 60 cm | 23.62 in Width: 18cm | 7.09 in

WEIGHT

Net Weight: 3.5kg | 7.72 lbs Gross Weight: 6kg | 13.23 lbs

LAMPS


Number: 6 Type: 40W max | G9

PACKING

Dimension: 84x33x33cm | 33.07x13x13 in







METAL FINISHING



Lacquered \\ Shine or mat \\ All RAL colours available

GLASS



-  - Products manufactured according the European norm of security EN 60 598-1.
-  - Products adjusted for instalation in surfaces normally inflammable.
-  - Products of class II. The electric isolation is double or reinforced.
-  - Products with the possibility of instalation of low-energy consumption bulbs.