

# Tempo

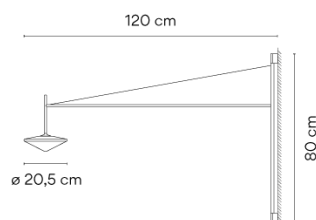
5760

Design By Lievore Altherr

Wall lamp. An adjustable rod emerges from the base attached to the wall, with blown glass diffuser and a tensing cable that permits precise adjustment of the height of the glass tulip. Connection with plug. LED light source.

VIBIA

## Model Sheet



### Finish

- 58 Cream  
RAL 7044
- 37 Terra Red  
NCS S 4040-Y70R
- 62 Green  
NCS S 3010-G20Y
- 18 Graphite  
ADAPTA RF 9913 WX

LED temperature color 2700 K

Dimming Push

Installation type Surface Canopy

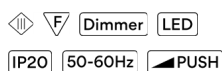
Materials Body: Steel  
Diffuser: Blown-glass  
LED support: Aluminum

Light source 1 x LED 4W 350mA  
E

LED CRI>90 440.81 lm 110  
2700 K

Driver CC - Constant Current 350  
220~240 V 50/60 HZ

Remarks Dimmer switch on the cable



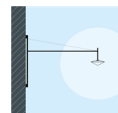
Application Wall Lamps

Packaging 2 Box  
0.858 m x 1.18 m x 0.072 m  
Gross weight 4.5  
Net weight 2.4  
Vol. 0.0877

### Lighting effect

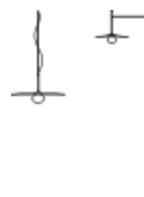
#### General Lighting

Lamp for general lighting that equally distributes the light in all directions.



### Photometric Data

#### Other Applications



All of our products come with a five-year warranty.  
Check our legal terms at [www.vibia.com/warranty](http://www.vibia.com/warranty)

Vibia Lighting, S.L.U.

Office / Oficina  
Progrés 4-6. 08850 Gavà. Barcelona, Spain.

International T +34 934 796 971  
Spain / Portugal T +34 934 796 970

[customer.service@vibia.com](mailto:customer.service@vibia.com)  
[vibia.com](http://vibia.com)