**REF.**

LENS CR M BK LED
LENS CR M IV LED
LENS CR M NI LED
LENS CR M GD LED

LIGHT SOURCE

Class II  

230V: Dimmable

Driver:

Constant Voltage 24V

LED Integrated:

Led module
Energy class A*

3.000K, CRI>90, 10W, 50-60Hz, 172 lm*

*Measurements obtained by theoretical calculations at LZf using ivory white shades. Veneer Ref: 20 Ivory White.

PACKAGING

Box Size: 69 × 33 × 8 cm

Box Volume: 0,02 m³

Weight: Gross - 5,3 Kg | Net - 2,3 Kg

MATERIALS & COMPONENTS








Wood Veneer Shade

Metal Ring, Stem & Base





Black Electrical Cable with Dimming Switch: 145 cm

Plug-in Driver

FINISHES**WOOD VENEER**

- | | |
|---|---|
|  20 Ivory White |  29 Grey |
|  21 Natural Cherry |  33 Pale Rose |
|  22 Natural Beech |  34 Sea Blue |
|  24 Yellow | |

METAL

- | | |
|---|---|
|  BK-Matt Black |  NI-Matt Nickel |
|  IV-Matt Ivory |  GD-Gold |