



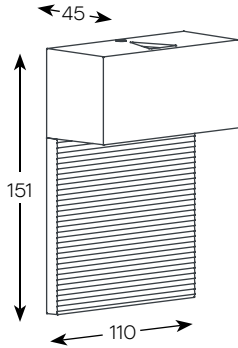
18385/0

## Datos Técnicos

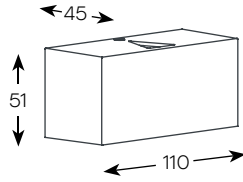
Luminaria de techo fija de superficie  
Corriente de entrada AC 230V 50-60Hz.  
Lámpara LED G9 reposición.  
Potencia recomendada 3,8W. (470lm)

## Technical Data

Ceiling fixed surface luminaire.  
Input current AC 230V 50- 60Hz.  
Retrofit LED lamp G9.  
Recommended power 3,8W. (470lm)



cod. 6019, 1019, 4019



cod. 6020, 1020, 4020

**1** Separar la cubierta (A) del resto del cuerpo de la luminaria, retirando el tornillo (S1).

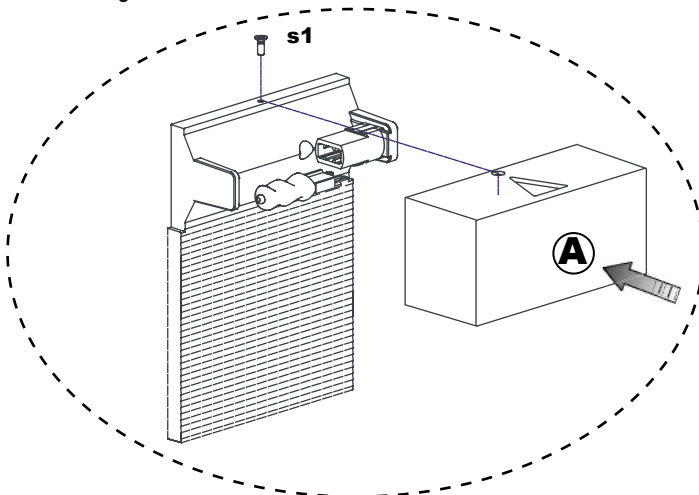
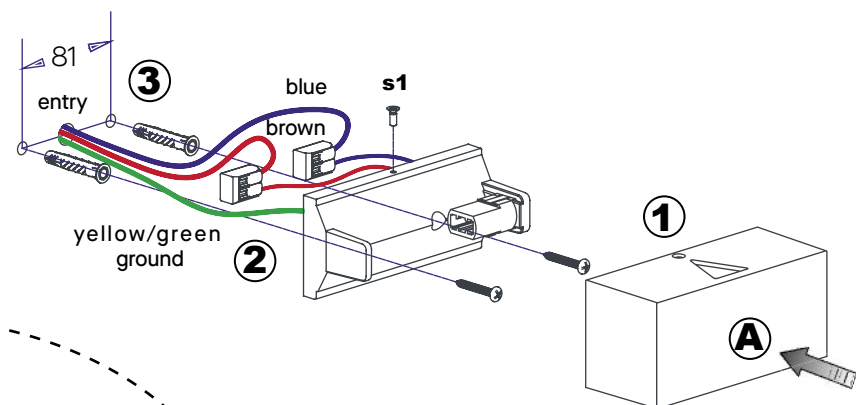
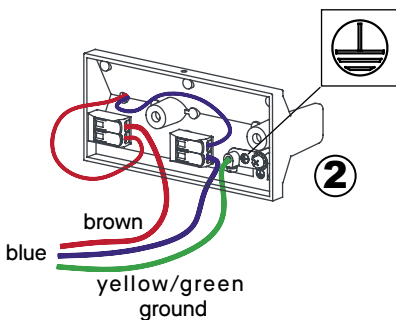
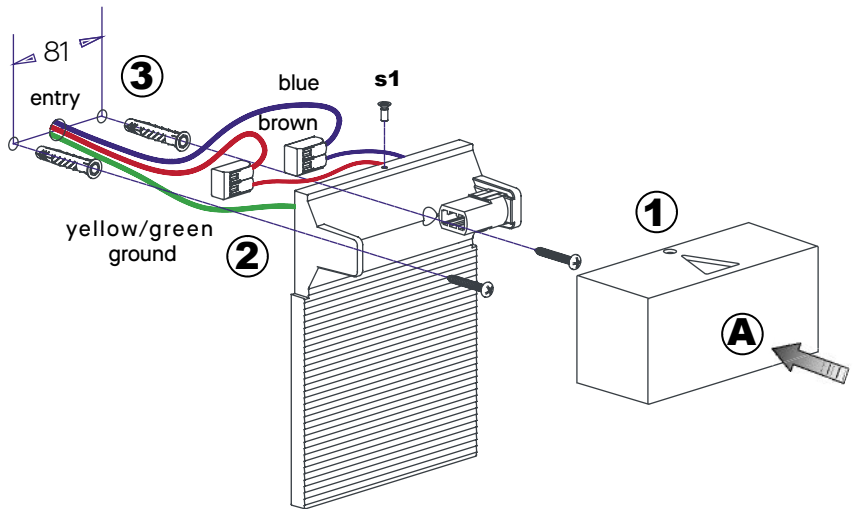
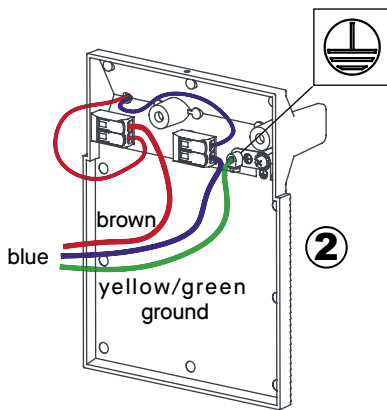
1 Separate the cover (A) from the rest of the luminaire fixture, removing the screw (S1).

**2** Realizar el conexionado a la instalación eléctrica .

2 Make the connection to the electrical installation .

**3** Fijar a la pared el cuerpo de la luminaria y completar ensamblado la cubierta (A) usando el tornillo (S1).

3 Fix the luminaire fixture to the wall and complete the cover assembly (A) using the screw (S1).



**3b.** Para colocar/sustituir la lámpara G9, retirar la cubierta (A) usando el tornillo (S1). Realizar la presión y colocar todo otra vez en su ubicación original.

3b. To install / replace the G9 lamp, remove the cover (A) using the screw (S1). Press it and put everything back in its original location.