

Duo petra

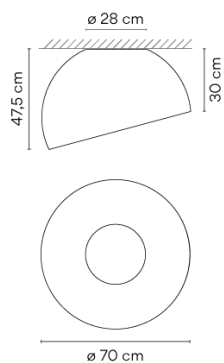
4881

Design By Ramos & Bassols

Duo Petrea is a surface installed ceiling light where the interior features the natural appearance of slate. The angled ceiling model is perfect for directing its diffuse lighting towards the required location

VIBIA

Model Sheet



Finish

- 23 Warm White
test ral
- 18 Graphite
ADAPTA RF 9913 WX
- 93 White
RAL 9016
- 24 Beige M1
test ral
- 58 Cream
RAL 7044

LED temperature color

2700 K / 3500 K /
Tunable White

Dimming

PUSH 1-10V DALI / CASAMBI /
DALI

Installation type

Surface Canopy

Materials

Inner structure: Slate

Light source

1 x LED PLATE 26W 500mA



LED

CRI>90 2068 lm 109
2700 K / 3500 K / Tunable
White

Driver

Constant Current 500 110~240
V V 50~60 Hz HZ



Dimmable

LED

IP20

Bi-volt

50-60Hz

Application

Ceiling Lamps

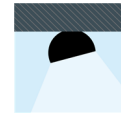
Packaging

1 Box
0.593 m x 0.785 m x 0.785 m
Gross weight 16
Net weight 14
Vol. 0.3654

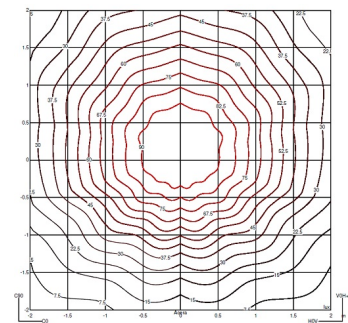
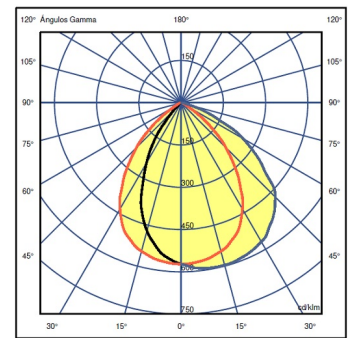
Lighting effect

General

First layer of basic, general illumination



Photometric Data



Efficiency

47.803 lm/W

Coordinate System

CG

Total Flux

1251 lm

Maximum Value

596.17 cd/klm

All of our products come with a five-year warranty. Check our legal terms at www.vibia.com/warranty

Vibia Lighting, S.L.U.

Office / Oficina
Progrés 4-6. 08850 Gavà. Barcelona, Spain.

International T +34 934 796 971
Spain / Portugal T +34 934 796 970

customer.service@vibia.com
vibia.com