

TYPOLOGY | SUSPENSION

NAME | Twist

REF. | 5915

DIMENSIONS (approx.)

Height: 220 cm | 86.6 in Diameter: 110 cm | 43.3 in

WEIGHT

Net Weight: 116 kg | 255.7 lbs Gross Weight: 160 kg | 352.7 lbs

LAMPS

Number: 27 Type: 40W max | G9
 Number: 8 Type: 40W max | GU10

GLASS


Color: Clear

PACKING (approx.)

Dimension: 130x130x60 cm | 51.2x51.2x23.6 in







METAL FINISHING



GLASS



Lacquered \\ Shine or mat \\ All RAL colours available

-  - Products manufactured according the European norm of security EN 60 598-1.
-  - Products adjusted for instalation in surfaces normally inflammable.
-  - Products of class II. The electric isolation is double or reinforced.
-  - Products with the possibility of instalation of low-energy consumption bulbs.