



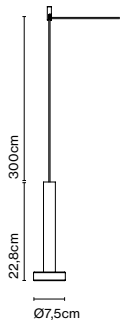
Milana - 24V

Jaume Ramírez

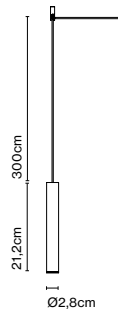
marset



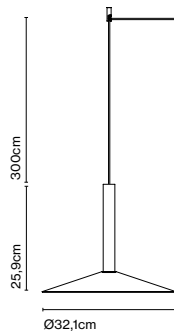
Milana 8 - 24V



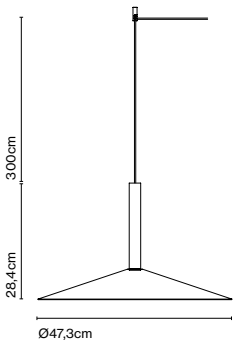
Milana - 24V



Milana 32 - 24V



Milana 47 - 24V



Milana
Light Source:
LED SMD 24Vdc 7,2W
2700K CRI90 372lm

Luminaire:
(Power supply not included)

LED included

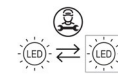
Optics



Black electrical cord

Tubular structure and lacquered aluminium shade with a translucent polycarbonate diffuser. Cable with a counterweight that allows moving the lamp throughout the space.

- Off-white (RAL 1013)
- Black (RAL 9005)



- [Download](#) Assembly instructions
- [Download](#) 2D
- [Download](#) 3D
- [Download](#) Photometric data

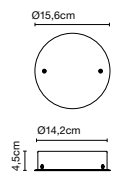
info@marset.com

An almost imperceptible lens covers the LED and distributes the light. If only the cylindrical lamp is used, the downward-directed light is impeccable, and when a shade is added, the light escapes, illuminating the lamp itself.

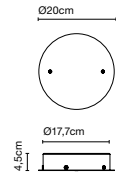
For mounted canopy installation

Take into account the total power in watts, the power of the driver, and the wire entry points of the canopy. The total wattage of the selected lamps elements cannot exceed the max wattage of the canopy's driver. Therefore, you must choose your canopy/driver by the power required. Finally, the number of lamps installed in a single canopy cannot exceed the number of wire entry points of that canopy.

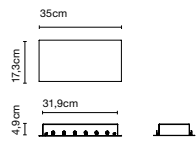
Canopy 20W/ Circular



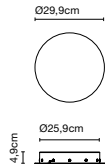
Canopy 50W/ Circular




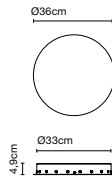
Canopy 50W/ Rectangular



Canopy 50W/ Circular



Canopy 100W/ Circular



Wire entry points

Canopy 20W/ Circular	3
Canopy 50W/ Circular	5
Canopy 50W/ Rectangular	9
Canopy 50W/ Circular	9
Canopy 100W/ Circular	19

This system makes it possible to connect several suspension lamps into a single point of light, offering the absolute freedom to build with light. The Cluster accessory helps to illuminate large spaces or create compositions with the Dipping Light collection or the Ginger 20 model.